

EXHIBITORS' HANDBOOK

August 18 - 24, 2025



Easton/Greenwich, New York

Phone: 518-692-2464

Fax: 518-692-1021

Web Site: www.washingtoncountyfair.com

Email: entrysecretary@washingtoncountyfair.com

Entry Deadlines:

Postmarked by Wednesday, July 16th.

Delivered to the Entry Office by 6:00 pm on Friday, July 18th.

Submitted On-Line by midnight on Monday, JULY 21st.



One Way Traffic for Saturday August 16 2025
Exhibit Drop Off Route

- Saturday August 16
Exhibit Drop Off Route
Enter Gate B Exit Gate C
- Monday August 18
Animal Trucking Route
Enter Gate B Exit Gate B or C

- Cow Chip Trail
- Automobile Route



Table of Contents

Table of Contents	3
FAIR STAFF	5
BOARD OF DIRECTORS	5
Washington County Fair Scholarship	5
Admission:	5
ELIGIBILITY, ARRIVAL OF AND DISMISSAL OF EXHIBITS	6
ENTRY INFORMATION	8
WASHINGTON COUNTY FAIR CODE OF SHOW RING ETHICS	11
ENTRY TAGS AND PASS INFORMATION	12
CAMPER INFORMATION & RULES	13
GENERAL INFORMATION & RULES	14
STATE OF NEW YORK DEPT. OF AGRICULTURE & MARKETS	18
Part 350 ~ Standards for the Conduct of Fairs	18
Part 351 ~ 2025 HEALTH REQUIREMENTS FOR FAIR ANIMALS	19
EXHIBITOR PRE- FAIR GUIDELINES	29
VET CHECK TRAFFIC MAP	30
VET CHECK OFF TRAILERS PROCEDURE	31
SHOWMANSHIP & HERDSMANSHIP/STABLE MANAGEMENT	32
WVCF YOUTH MARKET LIVESTOCK AUCTION	33
DEPT 01: OPEN HORSES	35
SECTION 01: OPEN GYMKHANA	35
SECTION 02: OPEN HORSE SHOW	37
DEPT 02: YOUTH SADDLE HORSES RULES, SECTIONS & CLASSES	39
SECTION 01: YOUTH DRESSAGE	42
SECTION 02: YOUTH ENGLISH HORSE SHOW	43
SECTION 03: YOUTH GYMKHANA	44
SECTION 04: YOUTH WESTERN HORSE SHOW	45
SECTION 05: YOUTH STABLE MANAGEMENT	46
DEPT 03: WASHINGTON COUNTY FAIR OXEN VERSATILITY CHALLENGE	47
DEPT 04: OPEN REGISTERED DAIRY CATTLE	48
DEPT 05: YOUTH REGISTERED DAIRY CATTLE	48
LITTLE BRITCHES & OVER-THE-HILL SHOWMANSHIP CONTEST	56
YOUTH FITTING CONTEST	57
DEPT. 06: OPEN BEEF CATTLE	58
DEPT. 07: YOUTH BEEF CATTLE	58
JACK POT STEER & HEIFER SHOW	65
DEPT. 08: OPEN SHEEP	67
DEPT. 09: YOUTH SHEEP	67
DEPT 10: OPEN GOATS (Dairy, Meat, & Fiber)	72
DEPT 11: YOUTH GOATS (Dairy, Meat, & Fiber)	72
DEPT 12: OPEN UTILITY GOAT CHALLENGE	79
DEPT 13: OPEN SWINE	81
DEPT 14: YOUTH SWINE	81
DEPT 15: OPEN POULTRY	84
DEPT 16: YOUTH POULTRY	84

DEPT 17: YOUTH RABBITS.....	92
DOMESTIC ARTS IN THE HANDMADE & HOMEGROWN BUILDING.....	94
DEPT 18: OPEN FOOD PRESERVATION SECTIONS & CLASSES.....	95
DEPT 19: OPEN PASTRIES, BAKED, AND SPECIALTY FOODS SECTIONS & CLASSES.....	97
DEPT 20: OPEN CRAFTS.....	103
DEPT 21: OPEN FINE ARTS.....	104
DEPT 22: OPEN PHOTOGRAPHY SECTIONS & CLASSES.....	106
DEPT 23: OPEN TEXTILES & FABRICS SECTIONS & CLASSES.....	108
DEPT 24: WOOD ART AND FURNISHINGS.....	112
DEPT 25: OPEN WOOL & FIBER.....	114
DEPT 26: YOUTH WOOL & FIBER.....	114
DEPT 27: OPEN FLOWERS & GREENS.....	118
DEPT 28: OPEN PRODUCE SECTIONS & CLASSES.....	123
DEPT 29: FARM TOY SHOW SECTIONS & CLASSES.....	129
SECTION 01: OPEN FARM TOYS.....	130
SECTION 02: YOUTH FARM TOYS (Awards are Ribbon Only).....	130
DEPT 30: OPEN GRANGE.....	131
DEPT 31: CHURCH / RELIGIOUS EDUCATION.....	132
YOUTH DEPARTMENTS.....	133
GUIDELINES for YOUTH EXHIBITORS & POINT SYSTEM.....	133
DEPT 32: YOUTH CROPS.....	136
DEPT 33: YOUTH AGRICULTURAL ENGINEERING.....	138
DEPT 34: YOUTH FORESTRY & CONSERVATION.....	141
DEPT 35: YOUTH ORNAMENTAL HORTICULTURE.....	142
DEPT 36: YOUTH GENERAL EXHIBITS.....	145
DEPT 37: YOUTH PHOTOGRAPHY.....	146
DEPT 38: YOUTH ARTS & CRAFTS.....	147
DEPT 39: YOUTH FOODS.....	148
DEPT 40: YOUTH TEXTILES & NEEDLEWORK ARTS.....	152
DEPT 41: YOUTH CHILD DEVELOPMENT/CARE.....	154
DEPT 42: JUNIOR GRANGE.....	155
DEPT 43: SCOUTS (Girls & Boys).....	159
2025 SCHEDULE OF FAIR EVENTS.....	160

WASHINGTON COUNTY FAIR SCHOLARSHIPS

The Washington County Fair annually awards five (5) \$500 scholarships for college students. Anyone who has participated in the Washington County Fair and will be attending an institution of higher education in the Fall may apply for a scholarship.

Applications are available online only at www.washingtoncountyfair.com

NO hand written applications will be accepted.

Application deadline is August 1st.

Check our website for events, schedules, & forms : www.washingtoncountyfair.com

FAIR STAFF

Phone: 518-692-2464
General Manager - TBA
Facilities Manager-Chris Doyle
Entry Office - Jill Greening
- Dylan Skiff
- Lorraine Forcier

Fax: 518-692-1021

Chris@washingtoncountyfair.com
entrysecretary@washingtoncountyfair.com

FAIR OFFICERS

President: Brian Gilchrist
Vice President: Greg Rowland

Secretary: Julia Reynolds
Treasurer: Frank Nestle

BOARD OF DIRECTORS

Robin Anuszewski
Lori Benson
Lilly Berghorn
R. Harry Booth
Janet Brown
Margaret Brownell
Dave Conkey
Tina Dearstyne
Jennifer DeMoy
Brian Gilchrist
Jason Hamilton


Tim Havens Sr.
Bill Herrick
Lynn Horton
Greg LaPan
Ruth McCuin
Joel McLenithan
Robert McWhorter
Melissa Murray
Frank Nestle
Mike O'Konski
Erin Perkins

Phil Rea
George Reid
Julia Reynolds
Greg Rowland
Jay Skellie
Sherri Slater
Diane Smith
Renee St. Jacques
Washington County Sheriff's
Office

Admission:

Children 13 years old & under are FREE Adult Daily Admission.....\$15.00 Week Pass.....\$45.00 Early Bird Special: Purchase before midnight of August 1st: Daily Pass\$14.00 Week Pass....\$42.00	Specialty Days: Sr. Citizens....Wednesday Only\$7.00 Veteran's Day (w/ID Membership) Tuesday...\$7.00 Sensory Day....Wednesday all day - no lights on rides 11am-1pm Students (High School & Under) Thursday.....FREE *Active Duty Military are free all week with identification.
--	---

ELIGIBILITY, ARRIVAL OF AND DISMISSAL OF EXHIBITS

<p>WCF Exhibitor Eligibility</p>	<p>1) Exhibitors MUST be a resident of Washington County to enter except for the Open Horse Show, Gymkhana, Ox Challenge, Draft Show, Truck & Tractor Pulls, and the Demolition Derby. YOUTH must be a resident of Washington County, attend a school in Washington County or be a member of a 4-H Club, FFA or Scouts in Washington County. Open Class Exhibitors must be residents of Washington County. In the case of joint, or multiple ownership - All owners must be residents of Washington County by July 15th of the current year. Exceptions for livestock: If the primary farm is located & operated in Washington County but the owner is a non-resident, they will be allowed to exhibit their animals at the fair.</p> <p>Open class exhibitors must be residents of Washington County. In the case of joint or multiple ownership - all owners must reside in Washington County by July 15th of the current year.</p> <p>2) Minimum age for Exhibitors is 5yrs old by December 1st of the current year.</p> <p>3) Youth are 5 yrs.old as of Dec. 1st of current yr. & under 19 yrs of age as of January 1st of the current year.</p>
<p>ARRIVAL OF NON-ANIMAL FAIR EXHIBITS</p> <p>NEW for 2025</p> 	<p><u>ALL EXHIBITORS MUST CHECK IN THEIR ITEMS AT THE PICNIC PAVILION ON SATURDAY and MONDAY between given Department hours.</u> (When you do not check-in your items, the Judge's Book will NOT HAVE YOUR ITEMS entered to be judged.)</p> <p><u>ALL NON-ANIMAL YOUTH EXHIBITS</u> are to be brought in on SATURDAY before fair between 9am-3pm. Check-In will take place in the Picnic Pavilion (the old show ring). All Entry Tags for Youth Building Exhibits and Toy Building Youth Dioramas will be available for pickup in the PICNIC PAVILION.</p> <p><u>DOMESTIC ARTS OPEN CLASSES</u> including TEXTILES, FINE ARTS, PHOTOGRAPHY, CRAFTS, WOOD ARTS & FURNISHINGS, and CULINARY ARTS will be CHECKED-IN AT THE PICNIC PAVILION on SATURDAY before fair between 9:00 am & 3:00 pm. Entry Tags for these Items will be available for pickup there.</p> <p><u>OPEN FARM TOY</u> entries may arrive Saturday 9 am - 3 pm, Sunday 11 am - 3 pm. The Farm Toy Building is open Monday prior to Fair at 9 am and exhibitors will have until 9:45 am to set up display. Judging will begin at 10 am</p> <p><u>OPEN FLOWERS & GREENS, OPEN FARM PRODUCE:</u> are to be brought in to the Handmade & Homegrown Building MONDAY, opening day of Fair. Entry Tags for these Items will be available for pickup outside their building.</p> <p>OPEN PRODUCE to be brought in between 9:00am—2:00pm.</p> <p>OPEN FLOWERS & GREENS to be brought in between 9:00am—2:00pm</p> <p><u>OPEN & YOUTH WOOL & FIBER ~ ALL entries are to be brought in SATURDAY prior to opening of the Fair between 9:00 am and 3:00 pm.</u> EXHIBITORS are to Check-In at the Picnic Pavillion and then proceed to the County Bountty Building for display and Judging. Judging will begin at 12 noon on MONDAY. ALL Youth are to be present for Face-to-Face JUDGING. (Youth entries will then be taken to the YOUTH BUILDING for exhibition).</p> <p><u>GRANGE, JR. GRANGE, & CHURCH and RELIGIOUS EDUCATION:</u> Arrival and Set up for both the Grange Dept and The Church & Religious Education Dept</p> <p>SATURDAY 8/16: 9:00 am - 2:00 pm SUNDAY 8/17: 12:00 noon - 3:00 pm</p>

<p>ARRIVAL OF ANIMAL EXHIBITS</p> <p>Vet Check DAYS & TIMES</p>	<p><u>POULTRY AND RABBITS</u> WILL ARRIVE AS USUAL AND ENTER THROUGH GATE B. Poultry may arrive Sunday between 2:00 pm - 6:00 pm and Monday between 8:00 am - 4:00 pm. Rabbits may arrive on Monday between 9:00 am - 5:00 pm. ALL ANIMALS MUST BE IN PLACE BY 5:00 pm.</p> <p><u>BEEF CATTLE, DAIRY CATTLE, GOATS, SHEEP, AND SWINE ARRIVAL:</u></p> <ul style="list-style-type: none"> • VET CHECKS WILL TAKE PLACE OFF THE TRAILERS: • UPDATES WILL BE GIVEN ONLINE, ON OUR WEBSITE AND THROUGH EMAILS. PLEASE READ. • ARRIVALS WILL TAKE PLACE ON SUNDAY starting at 9 am and ending at 7 pm and • MONDAY starting at 9 am and ending at 4 pm. • REMINDER: ALL ANIMALS ARE TO BE IN PLACE BY 5 PM MONDAY. • MUST FOLLOW THE TRAFFIC PATTERN PROVIDED ON PAGE 30 IN THIS HANDBOOK! • NOTE: ALL TRUCK DRIVERS OR EXHIBITORS/EXHIBITOR REPRESENTATIVES MUST HAVE ALL OF THE REQUIRED PAPERWORK AT THE TIME OF VET CHECK: * ALL Health Papers FOR THE ANIMALS ON THE TRUCK.* <p>IT WOULD ALSO BE BEST TO HAVE THE EXHIBITORS/EXHIBITOR REPRESENTATIVES PRESENT TO ASSIST IN IDENTIFYING ANIMALS & UNLOADING.</p> <p><u>HORSES STAYING ON THE GROUNDS FOR THE WEEK:</u></p> <ul style="list-style-type: none"> • ARRIVALS WILL TAKE PLACE on SUNDAY starting at 4:00 pm and ending at 6:00 pm and on MONDAY starting at 9:00 am and ending at 11:00 am. • Horse trailers will enter the Horse Events Parking Lot and line up in one single straight line. • Coggins Papers/Digital (on phone) will be checked and dates recorded as well as Rabies Vaccination (which must be done at least 14 days prior to the opening day of the Fair) by Fair Appointed Attendants. If the Coggins or the Rabies Vaccination Does not meet the Washington County Fair & NY State Ag & Markets requirements that horse will be sent home and not be allowed to stay or show on the fairgrounds. • Horses will also be evaluated by an Equine Veterinarian for a Body Condition Score. The Washington County Fair is requiring that horses staying on the grounds for the week MUST meet a MINIMUM Body Condition Score. If the minimum score is not met, the horse will be sent home and not be allowed to stay in the tent for the week. However, the exhibitor will still be able to truck in that horse for the day of the shows they have entered. • All Horse traffic should EXIT through the Horse Events Parking Area or Gate C.
<p>Fair Hours</p>	<p>The Fair officially opens @5:00pm, Monday, August 18th. The gates will be manned all day Monday & admission will be charged to those not directly involved in the set up of exhibits & concessions. Monday 5:00 pm - 12:00 midnight Tuesday - Saturday 9:00 am - 12:00 midnight Sunday 9:00 am - 9:00 pm</p>
<p>Dismissal of Exhibits</p>	<p>*Displays MUST REMAIN INTACT until 9:30pm on Sunday. This includes signs, ribbons, and animals, etc. <u>Sunday Evening Exhibit Removal Schedule:</u></p> <p>9:00 pm - Buildings will close & vendors can begin break-down. 9:30 pm - Exhibitors can begin to collect exhibits. Animals can be <u>walked off</u> to trailers in staging area which is the horse trailer parking area. 9:30 pm - 11:00pm - Buildings will be open for exhibit removal. Building Superintendents will post how late each building will be open. 10:00 pm - Gates will open for vehicle traffic.</p> <p>NOTE: All displays, exhibits and animals, must remain in place in their appropriate exhibit building, their show rings, wash areas, milking parlor, or taking part in their respective event or activity until the close of Fair. EXCEPTIONS: those being exhibited at NY State Fair, yearling and aged rams, and those approved by the NYS Veterinarian for health concerns. Forfeiture of premiums and future exhibiting may result from violating this rule.</p>

ENTRY INFORMATION

Entry Office Staff: Jill Greening Dylan Skiff Lorraine Forcier	Phone: 518-692-2464 FAX: 518-692-1021 Email: entrysecretary@washingtoncountyfair.com Entry Office Hours June 15th —August: Daily Mon-Fri: 8 am - 4 pm July 17 & 18: 8 am - 6 pm Saturday before Fair: 9 am - 6 pm, Sunday before Fair: 9 am - 7 pm Monday, Opening Day of Fair: 9 am - 7 pm, Fair Week Tues - Sunday: 8 am - 6 pm If you have questions please contact the Department Superintendent or call the Entry Office (518-692-2464) or 4-H Office at Washington County Cooperative Ext. at 518-746-2560 or 1-800-548-0881.
Ownership	Ownership of all YOUTH livestock is to be by June 15th. For all youth, the animals must be registered in the Youth's Name (not the farm name) for Youth Shows (except in the case of Leased Animals). NO dual ownership or syndicates are allowed for YOUTH exhibitors. **The Exception is with Dairy Cattle (see Pg. 49 "Ownsersip).** Ownership of all OPEN CLASS livestock is to be by July 15th. Open class exhibitors must be residents of Washington County. In the case of joint or multiple ownership - all owners must reside in Washington County by July 15th of the current year. The Transfer Date will be used to determine ownership, not the issue date on the Registration Paper.
YOUTH ONLY (Non - Ownership papers)	Non-Ownership (Lease) paperwork may be picked up at the 4-H Office (CCE Office) in Fort Edward and is DUE at the 4-H Office (CCE Office) in Fort Edward by 4:30 pm MAY 31st. Phone #: 518-746-2560. Youth may lease & show up to 2 animals.
Entry Fees	Fees for Open Classes vary. Use the Exhibitors Handbook to identify entry fees. No Fee for YOUTH CLASSES Entry Fees must accompany entry forms. Make check/money order payable to: Washington County Fair, Inc. If a check is returned, the exhibitor will be charged the bank fee. There will be no refund of entry fees.
Entry DeadLines	<p style="text-align: center;"> Last Day for Entries to be <u>Postmarked</u> is <u>Wed. July 16th.</u> Last day for Entries to be <u>Hand Delivered</u> by <u>6:00 pm Friday July 18th.</u> Last day for entries to be <u>SUBMITTED On-Line</u> is by <u>midnight Monday JULY 21st.</u> Make sure you get 2 confirmations: (1) confirming you are registered as an exhibitor and (2) that your entries have been submitted (approved/rejected). You must also submit payment required at time of submission (if required)otherwise your entries will not go through as completed. If you are only entering Youth Entries, there is no entry fee; however, you must continue through the process online and hit the SUBMIT button prior to the midnight deadline of JULY 21st. </p>
Paperwork Required with Entries	LIVESTOCK EXHIBITORS: <u>STALL/PEN REQUEST, & PAYMENT ARE DUE WITH ENTRIES.</u> <u>Camper Application & Payment are due with entries (if applicable).</u> STATIC (non- animal) EXHIBITORS: PAYMENT IS DUE WITH ENTRIES. Please read and follow directions of the department you are entering and COMPLETE the entire Entry form.
Entry Forms	Mailed or Delivered to: Washington County Fair, Inc. 392 Old Schuylerville Rd. Greenwich, NY 12834 Entries should be written legibly and completely, including stall request(s) with animal entries. Check class limits, entry fees & Class names by reading the Rules & Regulations of each department you enter. Entries are processed on a first come first serve basis. Livestock entries are limited to the capacity of our facilities. Entries are recorded in the order in which they are received. The Fair reserves the right to reject entries after capacity has been reached. In the event that open barns are filled, the last entries will be the first to be housed in Youth Barns as space allows. <u>Go to our website for Online Entries: www.washingtoncountyfair.com . Click on "ENTER HERE".</u>

Fair Entry Entry Procedures for On-Line Entries

PLEASE NOTE: FAIRENTRY DOES NOT SAVE THE EMAIL AND PASSWORD FROM PREVIOUS YEARS.

EACH YEAR IS NEW AND the FIRST TIME you get on the site YOU MUST "CREATE AN ACCOUNT"!

Family Entry or Individual Entry

1. You will need a valid email account and a credit or debit card to complete the process & submit your entries.
2. Be sure to complete your entries (including the final "Submit" step) BEFORE the deadline of midnight July 21st.
3. Go to www.washingtoncountyfair.com which will take you to our website. Click **"ENTER HERE"** button.
 - ☐ On the next page click on the pink tab **"Exhibit/Compete"**.
 - ☐ Then click on **"Washington County Fair Compete"**. This takes you to the page where you can download the entire Exhibitors' Handbook or you may download any department with its rules and regulations. Before entering any department, you are responsible for reading through the Department's Rules and Regulations and Health Requirements as per NY State Ag. & Markets Rules and Regulations (for livestock).
 - ☐ Then click **"Enter Online"** which takes you to the FairEntry program: <http://www.fairentry.com>.
 - ☐ Click **Find your Fair** -make sure it is Washington County Fair, NY - look for our Logo
 - ☐ Choose **Select by STATE (New York)** - this takes you to our FAIRENTRY page.
 - ☐ **First Time Going into the FAIRENTRY for this fair season - Click on the link to "Create a FairEntry Account"**.
(After that, if you are logging back in, enter your valid email & password that you created and click the Sign in link.
DO NOT SET UP ANOTHER ACCOUNT!)
 - ☐ Enter your email twice and click **"Create Account"**. This must be a valid email address so that you can receive the necessary confirmation messages.
 - ☐ **On the Account Creation page, the information fields that are required are Account Name, Phone, Password, and email. Click "Create Account"**.
 - ☐ Then you will Click **"Begin Registration"**.
 - ☐ Our Program is configured to accept Individual Entries. You will see **"Exhibitors"** highlighted in Green. Click on **"Individual"**. (once you have entered one individual and you have other individuals to enter you may do so once the first one is done...by Selecting **"REGISTER ANOTHER EXHIBITOR"**)
 - ☐ Enter the information on the Contact Info Screen (no need to enter the cell phone carrier).
 - ☐ Click **"Continue"** when you are finished entering the data.
 - ☐ Enter your mailing address. The address entered here will be **used for mailing premium checks**.
 - ☐ Click **"Continue"** when all information is entered correctly.
 - ☐ Review your exhibitor information. If any information is incorrect, **Click the green "Edit" button** in the appropriate group to change it.
 - ☐ When all the information is correct, Click **"Continue to Entries"**.

Creating Entries

Each exhibitor can have multiple entries. One entry must be made for each item, animal, class, etc. For example, if an exhibitor is bringing 2 photos, two entries in the Photography Section must be created. If an exhibitor is showing one horse in 5 events, five class entries must be created. Once all entries have been created for the first exhibitor, you have the choice of creating another exhibitor in this family (and entries) or proceeding to check out (submitting the entries, whether or not fees are charged).

1. The **Entries button on top is now green. Click "Add an Entry"** beside the correct Exhibitor (if there is more than one exhibitor listed).
2. Click **"Select"** beside the department that you wish to enter.
 - ☐ After you have selected a Department, you will see a list of Sections to select from, and then a list of available classes. **(notice that there are blue "Change" links in case you mistakenly select an incorrect department, section, or class.)**
 - ☐ After you have selected the class, **Click the green "Continue" button**.
3. If this is an animal class entry, you will be required to specify which animal will be exhibited in this class.

- ☐ You will see the option **"Add an Animal"**, Fill in all of the fields with information about the animal you intend to exhibit.
 - ☐ Click **"Create and Add Animal"** when finished.
 - ☐ If the information was entered incorrectly, you have the option to either **"Remove From Entry"** or **"Edit Animal Details"**. When it's correct, Click **"Continue"**.
4. **Any questions related to the entry** of this class will be next. Click **"Continue"** after answering those questions or uploading documents.
 5. **The Review Screen** allows you to double-check this entry for accuracy, and make any changes necessary.
 - ☐ When the information is correct, Click **"Continue"** and that class entry is complete.
 6. **When each class entry is complete, you have 3 choices for what to do next:**
 - ☐ If all class entries have been completed for one exhibitor, you can then **Register another Exhibitor** in this family.
 - ☐ If this exhibitor has more class entries to make, you can Click **"Add another Entry for this Exhibitor"**.
 - ☐ If all entries for all exhibitors in the family have been completed, Click **"Continue to Payment"** to finalize and submit your entries.
 7. Review your entries for completeness and accuracy. **Notice the Summary and Detail buttons at the top of the list on the right.**
 - ☐ If there are errors, Click the green **"Entries"** section at the top of the page. Click **"Continue"** when all the information is correct. **At this point you can PRINT the copy of your entries by Clicking on DETAILS button before submitting.**
 8. Read through the Payment Instructions and select your method of payment (only credit/debit card).
 - ☐ **Note:** Even if you owe no money (no fees are charged) you **MUST CLICK "CONTINUE" to the last "CONFIRM" step to SUBMIT YOUR ENTRIES.**
 9. **To print a copy of your entries: Before submitting entries click on "DETAILS" and print a copy of your entries for yourself.**
 - 10.. Read the information in the **"After you Submit"** section. You have to check the "Agree to Terms" box.
 - ☐ Click **"SUBMIT"** to finalize the entries for the exhibitors in this family.
 - ☐ After you Click **"SUBMIT"**, no changes are possible to the Exhibitor Or Entries until the Entry Office approves or rejects the entries. You will receive an email stating whether the Entries were approved or rejected.
 - ☐ If something is rejected there will be a brief explanation as to what was rejected and why.
 - ☐ You will have the opportunity to correct the entry that was rejected if needed and then you must resubmit it.

ONCE YOU HAVE CREATED YOUR ENTRIES AND SUBMITTED THEM & THEY HAVE BEEN APPROVED, YOU WILL BE ABLE TO GO BACK IN AT ANY TIME USING YOUR EMAIL AND THE PASSWORD YOU CREATED ANY TIME BEFORE MIDNIGHT on JULY 21st and add more entries.

Please check you emails to make sure you receive your confirmation that your entries were accepted or if you need to make corrections!

PLEASE ONLY CREATE ONE ACCOUNT.

If you started paper entries, please continue with paper entries. If you started with online entries, please continue with online entries.

WASHINGTON COUNTY FAIR CODE OF SHOW RING ETHICS

As adapted from the National Code of Show Ring Ethics of the International Association of Fairs and Expositions (IAFE)

Exhibitors of animals at livestock shows shall at all times conduct themselves with honesty and good sportsmanship. Their conduct in this competitive environment shall always reflect the highest standards of honor and dignity to promote the advancement of agricultural education. This code applies to junior as well as open class exhibitors who compete in structured classes of competition. This code applies to all livestock offered in any event at a livestock show. In addition to the "IAFE National Code of Show Ring Ethics," fairs and livestock shows may have rules and regulations which they impose on the local, county, state, provincial and national levels.

All youth leaders working with junior exhibitors are under an affirmative responsibility to do more than avoid improper conduct or questionable acts. Their moral values must be so certain and positive that those younger and more pliable will be influenced by their fine example. Owners, exhibitors, fitters, trainers, and absolutely responsible persons who violate the code of ethics will forfeit premiums, awards, and auction proceeds and shall be prohibited from the future exhibition in accordance with the rules adopted by the respective fairs and livestock shows. Exhibitors who violate this code of ethics demean the integrity of all livestock exhibitors and should be prohibited from competition at all livestock shows in the United States and Canada.

The following is a list of guidelines for all exhibitors and all livestock in competitive events:

1. All exhibitors must present, upon request of fair and livestock show officials, proof of ownership, length of ownership, and age of all animals entered. Misrepresentation of ownership, age, or any facts relating thereto is prohibited.
2. Owners, exhibitors, fitters, trainers, or absolutely responsible persons shall provide animal health certificates from licensed veterinarians upon request by fair or livestock show officials.
3. Junior exhibitors are expected to care for and groom their animals while at fairs or livestock shows.
4. Animals shall be presented to show events where they will enter the food chain free of drugs. The act of entering an animal in a livestock show is the giving of consent by the owner, exhibitor, fitter, trainer, and/or absolutely responsible person for show management to obtain any specimens of urine, saliva, blood, or other substances from the animal to be used in testing. Animals not entered in an event, which culminates with the animal entering the food chain, shall not be administered drugs other than in accordance with applicable federal, state, and provincial statutes, regulations, and rules. Livestock shall not be exhibited if the drugs administered in accordance with federal, state, and provincial statutes, regulations, and rules affect the animal's performance or appearance at the event. If the laboratory report on the chemical analysis of saliva, urine, blood, or other sample is taken from livestock indicates the presence of forbidden drugs or medication, this shall be prima facie evidence such substance has been administered to the animal either internally or externally. It is presumed that the sample of urine, saliva, blood, or other substance tested (by the approved laboratory to which it is sent) is the one taken from the animal in question. Its integrity is preserved and all procedures of said collection and preservation transfer to the laboratory and analysis of the sample are correct and accurate and the report received from the laboratory pertains to the sample taken from the animal in question and correctly reflects the condition of the animal at the time the sample was taken, with the burden on the owner, exhibitor, fitter, trainer, or absolutely responsible person to prove otherwise at any hearing in regard to the matter conducted by the fair or livestock show. At any time after an animal arrives on the fair or livestock show premises, all treatments involving the use of drugs and/or medications shall be administered by a licensed veterinarian.
5. Any surgical procedure or injection of any foreign substance or drug or the external application of any substance (irritant, counterirritant, or similar substance) which could affect the animal's performance or alter its natural contour, conformation, or appearance, except external applications of substances to the hoofs or horns of animals which affect appearance only and except for surgical procedures performed by a duly licensed veterinarian for the sole purpose of protecting the health of the animal, is prohibited.
6. **The use of showing and/or handling practices or devices such as striking animals to cause swelling, using electrical contrivance, or other similar practices are not acceptable and are prohibited.**
7. **Direct criticism or interference with the judge, fair, or livestock show management, other exhibitors, breed representatives, or show officials before, during, or after the competitive event is prohibited. In the furtherance of their official duty, all judges, fair and livestock show management, or other show officials shall be treated with courtesy, cooperation, and respect and no person shall direct abusive or threatening conduct toward them.**
8. No owner, exhibitor, fitter, trainer, or absolutely responsible person shall conspire with another person or persons to intentionally violate this code of ethics or knowingly contribute or cooperate with another person or persons either by affirmative action or inaction to violate this code of ethics. Violation of this rule shall subject such individuals to disciplinary action.
9. The application of this code of ethics provides for absolute responsibility for an animal's condition by an owner, exhibitor, fitter, trainer, or participant whether or not he or she was actually instrumental in or had actual knowledge of the treatment of the animal in contravention of this code of ethics.
10. The act of entering an animal is the giving of consent by the owner, exhibitor, fitter, trainer, or absolutely responsible person to have any disciplinary action taken by the fair or livestock show against such individuals published in any publication of the International Association of Fairs and Expositions, including Fairs and Expositions and any special notices to members.
11. The act of entering an animal in a fair or livestock show is the giving of verification by the owner, exhibitor, fitter, trainer, or absolutely responsible person that he or she has read the IAFE National Code of Show Ring Ethics and understands the consequences of and penalties provided for actions prohibited by the code. It is further a consent that any action which contravenes these rules and is also in violation of federal, state, or provincial statutes, regulations, or rules may be released to appropriate law enforcement authorities with jurisdiction over such infractions.

Forfeiture of premiums and future exhibitions may result from violating these rules.

ENTRY TAGS AND PASS INFORMATION

Entry Tags & Reports

Exhibitors in the Youth Building, Grange, Homemade/Homegrown (H & H) Building and Farm Toy Show will pick up their entry tags & reports at the Picnic Pavilion Saturday or Monday. All Livestock Exhibitors will pick their tags and reports in the Entry Office.

EXHIBITOR PASS POLICY

All animal exhibitors will be able to pick up their entry packet (which will contain their Entry Lists, day passes and vehicle hang tags, etc) in the Entry Office Saturday prior to Fair through Monday of Fair by 5:00pm. **All Open Exhibitors** that have paid their entry fees and have checked in their animals and item exhibits **may purchase discounted Day Passes until 5:00 pm Tuesday evening** in the Entry Office. These passes are available in packs of seven (7) DAY PASSES for the discounted rate of \$22.50/pack. Open Exhibitors will be able to purchase a maximum of 4 packs of seven (7) DAY PASSES at the discounted price in the Entry Office. Exhibitor car tags will be limited to two(2) per exhibit/farm/family to exhibitors of Cattle, Youth Horse, Goat, Sheep, and Swine. These do not guarantee a parking place as space is limited.

(7 day passes are the equivalent of 1 week pass)

Any exchange of DAY PASSES for WEEK PASSES must be done at pick up of Exhibitor Packet. (Sat-Mon)
There will be NO exchange of a WEEK PASS for seven (7) DAY PASSES after 5:00 pm Monday (opening day of fair).

OPEN DEPARTMENT PASS POLICY:

Please note that Open/Youth Depts passes are NOT accumulative.

LARGE ANIMAL EXHIBITORS: Cattle, Horses, Draft Animals, Sheep, Goats, & Swine exhibitors will receive passes based on the number of animals checked in.

CATTLE & DRAFT ANIMALS:

1 - 3 animals = 14 day passes
4 - 7 animals = 21 day passes
8 or more animals = 28 day passes

SHEEP, GOATS, & SWINE:

1 - 5 animals = 14 day passes
6 or more animals = 21 day passes

HORSES: Truck-In for Day of Show:

1 Day Pass for Rider (14yrs old & older)
If 13 & Under: Rider Free & 1 Day Pass for Driver/Parent.

SMALL ANIMAL EXHIBITORS ~ POULTRY:

No minimum number of animals—4 day passes/exhibitor *(If volunteering for feeding/care, see Supt. for additional passes)*

STATIC ENTRIES EXHIBITORS:

DOMESTIC ARTS, FLOWERS GREENS & OPEN PRODUCE:

Exhibitors will receive passes based on the number of items checked in by the Entry Person or Superintendent.
1 - 10 items = 2 Day passes; 11-20 items = 4 Day passes; 20 items or more = 6 day passes.

OPEN ADULT FARM TOY SHOW, GRANGE & RELIGION exhibitors - Adults will receive 2 Day Passes each (to be given upon entry at their respective Farm Toy Buildings)

YOUTH DEPARTMENT PASS POLICY:

LARGE ANIMAL EXHIBITORS: Cattle, Horses, Draft Animals, Sheep, Goats, & Swine staying on the grounds.

- NO minimum number of animals.
- Fourteen (14) day passes will be given to a parent/guardian (equivalent of 2 week passes) of Youth Exhibitors under 14 years of age. Any Youth 14 years of age or older will receive an additional 7 day passes (equivalent of 1 week pass) which should be turned in to the Entry Office for a wristband if they are staying on the fairgrounds (Monday, opening Day).

SMALL ANIMAL EXHIBITORS: Poultry & Rabbits

- NO minimum number of animals.
- 4 day passes/exhibitor (one for each day of show)
- *If volunteering for feeding/care, see Supt. for additional day passes & 1 Vehicle Hang Tag/family that is volunteering and on the list to enter at Gate C ~exhibitor parking for early morning chores ~ herdsman/ship)*

For any YOUTH 14 yrs. old or older, staying on the grounds, 7 day passes should be traded in for a wristband at the Entry Office.

Camper Information & Rules

CAMPER APPLICATION & PAYMENT are DUE WITH ENTRIES!

Dogs are NOT allowed to stay in campers or be on the fairgrounds.

Camper Application Deadline is Monday, July 21, 2025 with Payment.

- ◆ Camper application must be completed in full with proper information and mailed in or hand-delivered with the appropriate fee by the deadline of JULY 21, 2025. We have limited camping spaces. **Camping cost is \$100.00 per site.**
- ◆ Campers in the New Camper Area are allowed one car parked next to their camper. They must be 5 feet from any structure and/or awning.
- ◆ Air Conditioners are allowed to be used in designated spots only. No Air Conditioners by Barns
- ◆ Awnings are allowed to be used by Animal Barns Only.
- ◆ New York State Department of Health Regulations are:
 - All campers must have a working fire extinguisher
 - No Open Awnings
 - No open fires or barbeque grills.
 - No dumping of wastewater or greywater on the ground.
- ◆ If you fill your freshwater tank, the hose must be disconnected from the faucet & camper & stored away.
- ◆ Camper permits must be displayed on the exterior of the camper on the latch side of the doorways so it is visible at all times.
- ◆ All persons staying in the camper regardless of age must be listed on this form and have proper passes or an Exhibitor's wristband..
- ◆ Anyone who is not listed on a camper application and found to be staying will be immediately asked to leave the fairgrounds.
- ◆ Tank pump-outs will be available during the early morning of Tuesday– Sunday. Pump Out Fees will be charged. Pump Outs must be signed up for the day prior to the day of service (Monday - Saturday).
- ◆ All Campers must use OUTDOOR Lead cords of #12–3 size or bigger. The use of frayed, taped, or otherwise unsafe cords are prohibited.
- ◆ Campers will be placed at the discretion of the Camper Committee and management.
- ◆ Campers may be brought to the Fairgrounds after 1:00 pm the Friday before the Fair.
- ◆ The Camper Committee will place all Campers during the hours of Friday 1:00-8:00 pm, Saturday 9:00 am - 6:00pm, and Sunday 10:00 am - 6:00 pm.
- ◆ All Campers must be placed by Sunday at 6:00 pm.
- ◆ Any fine from the NYS Dept. of Health regarding your camper will be paid by the camper applicant, NOT THE FAIR.
- ◆ No one under the age of 18 may apply for a camper permit or occupy a camping facility unless a chaperone is present.
- ◆ Campers on the Fairgrounds must have completed a camping application and submitted the proper fee to the Fair Office by the deadline date.
- ◆ After any event, the camper must be re-registered at the Fair Office, and given a new permit and moved to the fence line; otherwise, they will be charged a fee of \$25 per day.
- ◆ Campers parked in the New Camper area are allowed one vehicle parked on the door side of the camper and cannot be reassigned.
- ◆ A lottery system will be used to assign camper spaces around Barns 1, 2, 3, 6, 7, 9, 10. The lottery for the barn areas will be drawn on Thursday evening before the Fair and the people selected will be notified that evening. Campers in the lottery system by the barns are allowed to have their awnings out.
- ◆ If a farm has more than one camping facility, only one will be allowed around the barns.
- ◆ No Dogs are allowed to stay in the campers.
- ◆ Camper Spaces are intended for overnight accommodations.
- ◆ Campers are defined as having space designed for human occupancy.
- ◆ Failure to comply with any of the above rules may result in not having a camper spot the next year.
- ◆ Washington County Fair, Inc. is not liable or responsible for theft or damage to the camper or its contents by fire, the elements, or in any other manner whatsoever.

GENERAL INFORMATION

Parking/Vehicles

- ◆ Vehicles, including stock trailers & large trucks, etc. must be parked in assigned areas outside of EXHIBITOR PARKING by Monday 11:59 pm. These areas will be marked.
- ◆ The Fair shall not be liable under any circumstances, whether of negligence of itself, its agents or otherwise, for any personal injury or for any loss or injury to property.
- ◆ There is no parking around or under fairground buildings. Violation of this rule may result in the loss of awards from exhibits connected to the vehicle, whether owned by the exhibitor or not.
- ◆ Violators will be towed at the owner's expense.
- ◆ There will be NO moving vehicles on the Fairgrounds from 10:00am to 10:30 pm on Tuesday through Saturday and Sunday from 10:00am to 10:00pm with the exception of emergency vehicles & trash removal equipment.
- ◆ Exhibitor Car Tags will be limited to two (2) per exhibit. These tags do NOT guarantee a parking place as space is limited.
- ◆ If feed/supplies need to be brought to your animals during the week, there will be transportation available at Inner Gate C.
- ◆ Follow weekend (prior to Fair) traffic patterns indicated on the FAIRGROUND MAP on the inside of cover of the Exhibitors Handbook.

ATV/Golf Carts

1. Staff, Directors, Superintendents, Vendors, & Public Safety are the only ones allowed to have motorized vehicles used only for Fair Business. Any vehicles not belonging to the Fair must be registered at the Fair Office before being used on the grounds and at the discretion of the Safety Committee.
2. A valid driver's license for all operators need to be 18 and over and proof of insurance will be required.
3. A permit plate will be issued and must be prominently displayed at all times.
4. The person whom the vehicle is registered is responsible for the operation of the vehicle.
5. The vehicle is to be used for fair business only and travel in designated areas. A map of these areas will be provided when registered.
6. No vehicle will be driven faster than a brisk walk.
7. Violations of the rules will result in a written warning to the registered person.
8. Unsafe operation and repeat violations will result in the suspension of the license and the vehicle will not be allowed to operate on the grounds.
9. Exhibitors are not allowed to have ATV's, Golf Carts, or other Non-Handicapped motorized vehicles.

Electric Mobility Devices

1. Electric Mobility Devices are allowed to be operated anywhere on the fairgrounds, but operated **only by the handicapped person**.
2. Electric Mobility Devices may not travel faster than a brisk walk.
3. Passengers are not allowed on Electric Mobility Devices.
4. Violations of the rules will result in a written warning.

E-Z UP TENTS ~ EXHIBITOR USE

1. E-Z UP Tents must be placed so that it does not obstruct a walkway or shared resources.
2. NO SIDES are allowed on E-Z UP Tents.
3. E-Z UP Tents are NOT ALLOWED in the Equine Parking area.

PETS

- ◆ No pets are allowed.

- ◆ EXCEPTIONS:

- 1) Any pets associated with the carnival or concessionaires should be kept out of sight during fair hours and should be walked discreetly. They are to be confined or on a leash and under control at all times (including in the parking lot). **A current rabies certificate is required to be with them at all times.**
- 2) Animals entered for exhibition and/or competition. These animals must stay in their designated exhibitor areas.
- 3) Animals used in law enforcement must stay in their designated area or on a leash.
- 4) Owners/trainers, etc. of all of the above are responsible for cleaning up after their animals, including the parking lot.
- 5) All of the above should have a current rabies certificate available upon request.
- 6) **SERVICE DOGS ARE NOT PETS.** Please refer to service animal policy (available in the Fair Office).

Music & Recreational Activities

- ◆ Radios, etc. must not cause annoyance or inconvenience to other exhibitors or fair patrons.
- ◆ **Unauthorized recreational activities such as balls, frisbees, skateboards, riding toys, scooters, etc. are prohibited on the Fairgrounds during the week of Fair for the safety of our patrons.**

Health Requirements & Health Check Process for Animal Exhibitors at the Fair

- ◆ Check the Health Requirements section for types of vaccines, identifications, exams, etc. that are required for your animals.
- ◆ All Animal Exhibitors are required to have their original health papers & registration papers available throughout the time that animals are on the Fairgrounds as they may be asked for by the superintendent, judge, or fair officials.
- ◆ NY State Veterinarians & assistants will check animals for proper identification such as tattoos, scrapie tags, ear tags, etc., as required for each species, to match with the health papers.
- ◆ NY State Veterinarians & assistants will, with the assistance of the exhibitors, inspect animals for signs of disease. Animals deemed unhealthy will be sent home. Times for health checks will be available from your barn superintendents.
- ◆ Please refer to the Contagious Diseases section for policy on sick animals during fair week.

GENERAL RULES & REGULATIONS

The following rules & regulations are made a part of the conditions under which all the entries are accepted and exhibit space or concession privileges are granted.

- ⇒ The rules of the Washington County Fair, Inc. meet the Standards for the Conduct of Fairs as set forth by the State of New York Dept. Of Agriculture & Markets. If the rules of this Fair exceed the State regulations, the rules of this Fair will apply.
- ⇒ The Washington County Fair management reserves the final & absolute right to interpret these rules & regulations & arbitrarily settle & determine matters, questions, & difference in regard to, or otherwise arising out of, connected with or incident to the Fair.
- ⇒ The management reserves the right to amend/add to these rules & regulations as its judgment may be deemed.
- ⇒ **Any person who violates any of the following rules & regulations or any special rules & regulations shall forfeit all privileges & awards and be subject to such penalty as the management may order.**
- ⇒ **The management encourages the reporting of mistreatment** or extortion by concessionaires & any discourtesy or irregularity of its employees. Violations of local, state, or federal laws should be reported promptly.
- ⇒ **Any form of harassment will not be tolerated** on Fair property at any time. Reports of such behavior are to be made in writing & submitted to the Fair Office. Such reports will be kept confidential, will be investigated, & kept on file at the Fair Office. If further action is needed it will be referred to the Executive Committee.

Protests & Complaints

1. All protests, complaints or grievances must be in writing, must state plainly the complaint and must be delivered to the Main Office within six hours after the incident.
2. **All protests & complaints must be signed.**
3. Picketing will not be allowed on the Fairgrounds.
4. Protestors may be escorted off the grounds.
*Problems or concerns pertaining to the **barns** must be put in writing and signed and must state plainly the problem/concern. These must be given to the Superintendents of the respective barns ASAP.

Sales & Solicitation

There shall be no sale of goods or solicitation of funds for any purpose on lands owned by the Washington County Fair, Inc. which lands are commonly known as the Washington County Fairgrounds, at any time during Fair week except in connection with sales or solicitation arising from commercial space rented by the Washington County Fair, Inc. Any such sales or solicitations shall be confined to the actual area agreed upon when the rental agreement is entered into.

Raffles/Donation containers are NOT permitted on the premises.

Absolutely no animals may be given away, sold, bartered, or traded in any area of the fairgrounds. **The Exception: The Livestock auction sponsored by the Fair.**

RESOLVED that during Fair week in each year, alcoholic beverages shall be banned from the Fairgrounds (exception is for beer & wine tastings following NYS regulations). The Management of the Fairgrounds and their duly designated agents are hereby authorized to take any and all appropriate action to carry out the intent of this resolution and they are specifically authorized, in their discretion, to bar any persons from the Fairgrounds who are found to be in violation of this resolution. **NOTICE: For all competitive events, a Breathalyzer test may be used at the Management's discretion to ban intoxicated participants.**

Liability

1. Every possible protection and courtesy will be extended to exhibitors at the Washington County Fair, but the Board shall not be responsible for any loss of exhibits, animals, or equipment from fire, theft, or loss from any other cause; and the Fair will not assume any liability for personal injury sustained either by exhibitors, helpers, visitors, or guests.
2. The Fair will use diligence to insure the safety of articles entered for exhibition, after their arrival & placement, but under no circumstances will it be responsible for any loss, injury or damage done to, or occasioned by, or arising from, any article on exhibition shall indemnify the Fair & Management thereof, against all legal or other proceedings in regard thereto.
3. Automobiles and all other vehicles must be parked in the space designated by the Management and not elsewhere.
4. The Fair shall not be liable under any circumstances whether of negligence of itself, its agents or otherwise for any personal injury or for any loss or injury to property.

Care of Livestock:

ATTENDANTS or a REPRESENTATIVE MUST BE WITH LIVESTOCK AT ALL TIMES.

To properly promote agriculture and educate the public on animal welfare, it is essential that all exhibitors provide proper sustenance, food & drink, at least every 12 hours to all animals housed on the Fairgrounds.

Further, pursuant to NYS Agriculture & Markets Law, Article 26, Section 353, states "A person who deprives any animal of necessary sustenance, food or drink, or neglect to furnish it sustenance or drink or unjustifiably injured, maimed, mutilated or killed, or to be deprived of necessary food, or drink, or willfully sets afoot, instigates, engages in, or in any way furthers any act of cruelty, is guilty of a misdemeanor, punishable by imprisonment for not more than one (1) year, or by a fine of not more than one(1) thousand dollars or by both." Additionally, Section 373 states "Any such police officer or agent may also lawfully take possession of any animal in or upon any premises other than a street, road, or public place, which for more than twelve(12) successive hours has been confined or kept in a crowded or unhealthy condition or in unhealthy or unsanitary surroundings or not properly cared for or without necessary sustenance, food or drink, provided that a complaint stating just & reasonable grounds is made under oath or affirmation to any magistrate authorized to issue warrants in criminal cases, and that such warrant authorizing entry & search is issued & delivered by such magistrate; if just & reasonable cause is shown, the magistrate shall immediately issue such warrant.

It is the responsibility of each exhibitor to properly feed & water their animals, at a minimum, once every 12 hours. Failure to do so may result in the removal of the exhibit and the appropriate authorities may be sought for assistance. As the above law indicates, this may result in the seizure of your animals and possible imprisonment.

Display of Exhibits & Animals

Exhibitors must show their exhibits whenever and in such a manner as required by the superintendent in charge of the department. **All displays, exhibits and animals, must remain in place in their appropriate exhibit building, their show rings, wash areas, milking parlor, or taking part in their respective event or activity until the close of Fair. Livestock & Exhibits may not leave their building or barn until 9:30pm.** EXCEPTIONS: those being exhibited at NY State Fair, yearling and aged rams, and those approved by the NYS Veterinarian for health concerns. **Forfeiture of premiums and future exhibitions may result from violating this rule.** IAFE Code of Ethics will be followed. Abuser's may be denied exhibiting in the future. All exhibits not called for by **6:00pm Monday, AFTER FAIR**, are left at the owner's risk and, unless otherwise arranged for, shall be forfeited to the Fair, which may dispose of them as it wishes. The Fair Management reserves the right to change the hour of release if conditions warrant.

NO livestock are to be on the midway, near food concessions, or in any public area not designated for animals. Public Health & Biosecurity concerns prohibit animals from being taken around the Fairgrounds.

Space & Forage for Animals

Space for Livestock will be provided without charge for exhibition stock from Monday, Opening Day until the close of the Fair. All entries of livestock will be limited to the capacity of our facilities and will be recorded in the order received. The Fair reserves the right to reject all entries after the capacity has been reached. In the event that open barns are filled, the last entries received will be the first to be housed in the Youth Barns as space allows.

NO Feed or Bedding of any description will be furnished for Animals.

EXCEPTIONS: Poultry and Rabbit Barns and the FFA Barn which will receive feed & bedding.

Judging / Judges

1. As far as possible, the single judge system will rule & great care will be taken to select only those who are qualified.
 2. Animal judges will be secured by superintendents or through the specific committee.
 3. Judges will receive their books from the Entry Secretary. When the awards are completed & the books are properly signed by the judges in every case, they must be immediately returned to the Entry Office.
 4. Judging will commence at the time and dates specified in the Exhibitors' Handbook.
 5. **No person or persons will be allowed to interfere with the judges in the discharge of their duties.**
Persons wishing to explain in regard to their exhibits can do so through a Superintendent of the Department. Violation of this rule will automatically disqualify the violator's exhibits in that department.
 6. In the case an animal or article has not been entered, the Judge must not issue an award or have it entered after the classes close. NO consideration should be given by the Judge to any article to which the entry tag is not attached.
 7. When the Judges have reason to doubt the pedigree of any animal or bird, or the representations made of any article, they must report it at once to the Superintendent of that Department, who will gather such evidence as he/she can at the Entry Secretary's office or by other methods.
 8. At the time of judging, the Judge or Clerk assisting him/her shall cross out in the Judge's Record the Exhibit # and Entry # of all entries that are not on exhibition.
 9. No Entry Clerk shall under any circumstances allow the Judge's book of the Fair to go from his/her possession, or to be inspected by anyone except clerks and officers of the Fair.
 10. Any exhibitor or person acting for an exhibitor found looking through the entry books of the exhibits will forfeit all awards or money won.
 11. NO additions to or changes in the Judge's Book shall be made by any person except the Entry Secretary. Where the exhibits have been erroneously entered by the Entry Office, the judges may have them corrected by the Entry Secretary before the class is judged, but not after.
 12. **The decision of the Judges shall be final in all cases**, except where mistakes, frauds, or misrepresentations are shown. In such cases the Directors, or such referees that the Directors may select, shall decide.
 13. **All protests must be in writing, plainly stating the reason for the protest and delivered to the Fair Office within six (6) hours of the incident. All protests must be signed.**
- ★ Competition is defined as a contest for supremacy between two or more products or articles or animals owned by separate exhibitors. Exhibitors having no competition in a class or section will be awarded but one award (the first or second award as the judges think deserved unless otherwise noted under Special Department Rules), and all awards shall be given subject to the action of the Board of Directors.

Payment of Awards

The Washington County Fair will mail award checks to the winners of the various classes as shown by the judge's records. Exhibitors desiring their award money paid to agents or employees must furnish the same with written order of Power of Attorney to this effect. **No more than two (2) awards will be paid in any Open class per exhibitor.** In paying awards, only the judge's books properly signed by judges shall be recognized. Ribbons that may be attached to exhibits are not considered proof of awards as ribbons may become changed. **Should stormy weather, unavoidable occurrence or drastic reduction in state funds interpose at any fair to reduce the net receipts below the requirements for awards, the Fair reserves the right to pay awards on a prorated basis after all expenses are paid.**

STATE OF NEW YORK DEPT. OF AGRICULTURE & MARKETS

Part 350—Standards for the Conduct of Fairs

SECTION 350.1: Fair Sponsor definition. For purposes of this part, a **Fair Sponsor** shall mean any organization that receives money from the State for the promotion of agriculture and domestic arts pursuant to Article 24 of the Agriculture & Markets Law.

SECTION 350.2: No fee for 4-H, FFA, Junior Fair or School Dept. Exhibits. No entry fee shall be charged for 4-H Club, FFA, Junior Fair exhibits entered for competition in their own classes, or for entries in the school department.

SECTION 350.3: Prompt full payment of Awards. All awards advertised & awarded must be paid promptly and in full, without deduction in the guise of donations or otherwise, notwithstanding any statement to the contrary or in modification thereof announced or stated in the exhibitor book

SECTION 350.4: No award for unworthy exhibit. No award should be given by any judge or paid by any fair sponsor for an unworthy exhibit.

SECTION 350.5: Award amount to attract well-balanced exhibits. The amount of award offered in the various departments should be such as to secure well-balanced exhibits, in the light of the types of agriculture carried on in the territory served by the fair.

SECTION 350.6: No exhibits by judges in departments they oversee. No judges shall be permitted to enter exhibits in competition for award in the department with which they are connected.

SECTION 350.7: Exhibits are to be plainly labeled. All exhibits must be plainly labeled so that the full significance of the exhibits will be made clear.

SECTION 350.8: Re-exhibition in domestic department. No articles shall be permitted to be exhibited in the domestic department if it has been previously exhibited therein, unless by official action of the Board of Directors of the Fair Sponsor.

SECTION 350.9: Ownership of exhibits in Fairs & Shows.

(a) All exhibits shall be entered in the name of the exhibit owner provided, however, that any animal exhibit entered in a youth fair, youth exhibition, or 4-H show or exhibition may be entered in the name of the exhibitor. (b) Exhibits shall have been owned by the exhibitor for a period of at least thirty (30) days prior to entry of the exhibit provided, however, that any animal exhibit entered in a youth fair, youth exhibition or 4-H show or exhibition shall have been in the care of the exhibitor for a period of at least sixty (60) days prior to the entry of the exhibit. (c) Proof of ownership of any exhibit shall be provided by the exhibitor, upon request, to the fair sponsor. (d) The Fair Sponsor may limit the number of breeds shown by any exhibitor.

Refusal of an Exhibit: Any Fair Sponsor shall reserve the right to reject or refuse and to order the removal of any exhibit which, in the opinion of its Board of Directors, is not eligible or worthy of showing or has not met the livestock health requirements set forth in Part 351 of this Title.

SECTION 350.11: Compliance with and Enforcement of Livestock Health Requirements. Each Fair Sponsor shall comply with and enforce the livestock health requirements set forth in Part 351 of this Title.



Department of Agriculture and Markets

KATHY HOCHUL
Governor

RICHARD A. BALL
Commissioner

Animal Health Requirements For Admission to New York State and County Fairs

(Part 351 of NYS Agriculture and Markets Regulations)

NYS Department of Agriculture and Markets/Division of Animal Industry 10B Airline Drive, Albany, NY 12235 |
518-457-3502 | www.agriculture.ny.gov/animals

Contents

- **EMERGENCY DISEASE REQUIREMENTS**
- General Prohibitions and Requirements
- Certificates of Veterinary Inspection
- Animal Identification
- Rabies Vaccination - [Washington County Fair requires that all Rabies Vaccines be administered at least 14 days before arrival on the fairgrounds and not more than 365 days before arrival on the fairgrounds.](#)
- HPAI Testing for Lactating Dairy Cattle
- BVD-PI Testing
- Cleaning and Disinfection
- Animal Deaths
- Calving, Kidding, and Lambing
- Commingling of Sheep and Cattle
- Commingling of Swine and Poultry
- Isolation on Returning Home
- Individual Species Requirements ○ Horses ○ Cattle ○ Sheep ○ Goats ○ Swine ○ Llamas and Alpacas
○ Poultry ○ Deer/Elk ○ Miscellaneous Ruminants
- Exhibitor Pre-fair Guidelines

EMERGENCY DISEASE REQUIREMENTS

Due to the ongoing Highly Pathogenic Avian Influenza (HPAI) outbreak in both cattle and poultry, emergency import regulations are in effect. In addition, federal orders for dairy cattle are in effect. Regardless of residency, there are HPAI test requirements for any lactating dairy cow also in effect for New York fairs and exhibitions. These emergency conditions must be met in addition to the Part 351 fair requirements to be admitted to the Great NY State and county fairs. These conditions may change at any time. It is STRONGLY recommended that you frequently review these regulations and federal orders for both poultry and cattle at our website:

<https://agriculture.ny.gov/farming/fairs>

DAIRY CATTLE: (Out of State)

A. Emergency Import Requirements

The Department has insured new import requirements for **dairy cattle** coming into New York (<http://agriculture.ny.gov/animals/animal-import-export>).

- Importation of dairy cattle from a premises with a confirmed case of HPAI of a premises under investigation as a suspect premises is **prohibited**; and
- Dairy Cattle imported from affected states must be accompanied by a Certificate of Veterinary Inspection (CVI) issued within **10 days prior to entry** into the state; and
- CVIs issued for dairy cattle from affected states must include the statement: "All animals identified on the Certificate of Veterinary Inspection (CVI) have been examined and do not originate from a premises with a confirmed detection of Highly Pathogenic Avian Influenza, or that is currently under investigation as a suspect premises."
-
- Non-lactating dairy cattle < 18 months of age imported from [states that have confirmed cases of HPAI in cattle \(within the last 30 days\)](#):
 - Must have a negative Influenza A test (nasal swab/PCR) within 10 days prior to entry. The date of the test and test result must be written on the CVI.
 - Must be tested individually. If they are moving as a group or lot, the maximum number to test is 30.
- USDA APHIS has additional restrictions for interstate movement of lactating dairy cattle which can be found

B. All lactating dairy cattle must be tested for HPAI before entering NY fairs or exhibitions.

- All lactating dairy cattle must test negative for HPAI within seven (7) days prior to entering a fair or exhibition, including the New York State Fair, county fairs, or other exhibitions. The test must be conducted at a National Animal Health Laboratory Network (NAHLN) lab. Individual animal test is required.

DAIRY CATTLE: (In State)

A. All lactating dairy cattle must be tested for HPAI before entering NY fairs or exhibitions.

- All lactating dairy cattle must test negative for HPAI within seven (7) days prior to entering a fair or exhibition, including the New York State Fair, county fairs, or other exhibitions. The test must be conducted at a National Animal Health Laboratory Network (NAHLN) lab. Individual animal test is required.

General Prohibitions and Requirements

- No person shall bring or have present an animal on the fairgrounds for any reason (show, exhibit raffle, demonstration, display) during a fair which is not qualified under NYS regulations.
- Any animal which is subject to inspection upon entry to the fairgrounds will be inspected without covering (wraps, coats, head gear, etc.).
- No person shall present an interstate or intrastate certificate of veterinary inspection that has been altered by anyone other than the issuing veterinarian.
- Animals demonstrating clinical signs or other evidence of infectious, contagious, or communicable diseases shall not be allowed on the fairgrounds during a fair.
- Representatives of the Commissioner may deny admission to, or require removal from, the fair premises or require the segregation of any animal showing signs of, or exposed to, any infectious, contagious, or communicable disease.

NOTE: The fair board of directors has the authority to reject unworthy or unsightly exhibits for reasons other than infectious, contagious, or communicable disease (Part 350.10). The state veterinarian or animal health inspector will bring questionable exhibits to the attention of the fair board.

- All animals presented that originate from a location other than New York shall meet all New York State importation regulations appropriate to the species in addition to the fair animal health requirements.

Certificates of Veterinary Inspection (CVI)

- Cattle, sheep, goats, swine, llamas, alpacas, deer, and misc. ruminants require a valid CVI to enter the fairgrounds.
- The CVI must be issued by a Category 2 accredited veterinarian. Wet ink signatures for paper CVIs or e-signature for eCVIs are acceptable.
- A physical CVI must be available to inspection staff for date and approval at time of inspection. This may be a printout of an eCVI or owner's copy of a paper CVI.
- All animals must be officially identified. **ALL MANMADE ID MUST BE RECORDED.** Refer to Animal Identification section below for more information.
- Only one species is allowed per certificate.
- The type and duration of certificate required depends on the origin of the livestock.

New York Origin Livestock:

- A valid intrastate CVI (AI-61) is required.
- Each animal must be individually identified on the CVI (see below).
- The CVI must be issued on or after May 1 of the current year.

Out of State Origin Livestock:

- All animals entering New York State must satisfy import health and test requirements for that species and be accompanied by a valid interstate CVI.
- An e-CVI may be issued but a paper copy of the e-CVI is required for the animal check-in process.
- The interstate CVI is valid for 30 days from the date of CVI inspection. During the fair season (July 1 through Labor Day) valid CVI's can be used multiple times for entrance into fairs. The initial entrance into a NY fair must be within 30 days of the date of CVI inspection. For the CVI to be used for a later fair, it must be dated and initialed by a NYS Agriculture and Markets official noting the location of the initial fair. A change in health status or eligibility of an animal necessitates the generation of a new CVI.

Questions regarding import requirements should be directed to the Division of Animal Industry at 518-457-3971, or at the division's import/export homepage:

<https://agriculture.ny.gov/animals/animal-import-export>

Animal Identification

- **ALL MANMADE ID MUST BE RECORDED**
- All cattle must be identified by an official USDA radio frequency identification (RFID) ear tag, commonly referred to as an "840 RFID tag" or equivalent official RFID tag if the animal was tagged in another country.
- Sheep and goats must be identified by official scrapie identification (see sheep and goat sections below).
- Swine must be identified by an official USDA approved ear tag. Radio frequency identification (RFID) ear tags, commonly referred to as "840 RFID tags," are strongly recommended. Nursing piglets originating within NYS do not have to be individually identified if the sow is correctly identified on the CVI and the number of piglets in the litter is noted on the CVI. Nursing piglets from out of state will need official ID (see swine section).
- Llamas and alpacas must be identified by an official ear tag or microchip.

- Misc. ruminants must be identified by a unique ear tag or microchip.
- A complete written description is sufficient identification for horses entering New York accompanied by a CVI. The description must match the EIA test record. Horse sketches and descriptions should reference color pattern, hair whorls, chestnuts, scars, and other markings as necessary to uniquely identify the horse. Tattoos and microchips, if any, should be included. "Bay, no markings" is not an acceptable description for a CVI or EIA test record.
- NOTE: If you are exhibiting animals identified by microchip, a working reader must be supplied by the exhibitor.
- For questions on animal identification please contact your veterinarian or our office at 518-457-3502.

Rabies Vaccination

- Rabies vaccination is required for all species for which there is a USDA licensed vaccine available (cattle, horses, sheep, dog, cat, ferret) and that are *4 months of age or older* on the date of admission to the fair.
 - For most rabies vaccines, the earliest age allowable for primary vaccination is 3 months (12 weeks). Animals that are vaccinated prior to 84 days of age will need to be re-vaccinated according to label before entering the fairgrounds.
- Vaccine must have been administered within the past 12 months. The exception is Imrab LA vaccine used in sheep which protects for 3 years after the second annual vaccination (consult your veterinarian).
- The rabies vaccination requirement must be met on the day of admission even if the animal was previously admitted to a fair when too young to vaccinate.

NOTE: Individual fairs can require animals for which there is no approved rabies vaccine to be vaccinated for rabies. The requirements outlined above would apply. The fair is responsible for notifying exhibitors. The New York State Fair requires rabies vaccination for all livestock species entering the grounds.

IMPORTANT NOTE:

- **Washington County Fair requires Rabies Vaccinations for all species of animals including goats and swine that are 4 months of age and older.**
- **Washington County Fair requires that Rabies Vaccinations are administered at least 14 days prior to arrival on the fairgrounds and not more than 365 days prior to the arrival on the fairgrounds (August 3, 2025, is the last day to administer Rabies Vaccinations).**

Acceptable Proof of Rabies Vaccination

- Acceptable proof of rabies vaccination must include a signed written statement from the veterinarian administering the vaccine to said described animal(s) or a valid certificate of veterinary inspection that has the vaccination listed and is signed by the Category 2 accredited veterinarian.
- Acceptable proof of rabies vaccination must include the name of the product used, the date of administration, and the duration of immunity if longer than one year (sheep only).
- If the statement of rabies vaccination is included on a paper EIA test record, the test record must be signed certifying vaccination in addition to the required signature for the EIA test record.
- If the statement of rabies vaccination is electronically entered into an eEIA test record, only one electronic signature is required.
- **NOTE**: Rabies titers are not acceptable proof of rabies protection and cannot be used to meet entry requirements. A veterinary clinic invoice may not be sufficient proof of rabies vaccination.
- Acceptable proof of vaccination for dogs is a valid rabies vaccination certificate or a copy of the dog license that contains the rabies vaccination information.

HPAI Testing for Lactating Dairy Cattle

- All lactating dairy cattle must test negative for HPAI within seven (7) days prior to entering a fair or exhibition, including the New York State Fair, county fairs, or other exhibitions. The test must be conducted at a National Animal Health Laboratory Network (NAHLN) lab.

BVD-PI Testing

- All cattle, llamas, and alpacas exhibited at NY county fairs, or the State Fair must be negative to an approved test appropriate to detect Bovine Viral Diarrhea persistent infection (BVD-PI). Official ID must be in the animal prior to sampling. The testing veterinarian is responsible to make sure the proper test is conducted. This is a once in a lifetime test that must be reported on the required certificate of veterinary inspection. The issuing veterinarian is responsible for verifying the validity of the test, official identification of the animal, and recording the test date on the CVI. If a previous test or official identification is not verifiable, the test must be repeated.

Cleaning and Disinfection

- All buildings on the fairgrounds housing animals must be cleaned and disinfected prior to the opening of the fair and between groups of animals when housing is rotated (Section 50.2 of Agriculture and Market regulations).

Animal Deaths

- Occasionally animal deaths occur at a fair. If a death occurs, it must be reported to the state veterinarian in charge as soon as possible for review. The animal must be promptly removed from the public exhibit area to a secure location and held for the veterinarian prior to disposal.

Calving, Kidding, and Lambing

- Any cattle, goats, or sheep that calve, kid, or lamb while at a county fair or the State Fair will be ordered removed from the fairgrounds along with their offspring, unless the animals are part of a birthing demonstration.

Commingling of Sheep and Cattle

- Due to the potential spread of malignant catarrhal fever from sheep to cattle, it is strongly recommended that cattle be kept separate from sheep.

Commingling of Swine and Poultry

- Due to the potential spread of influenza virus, it is recommended that swine and poultry be housed in separate locations.

Isolation on Returning Home

- The owner or custodian shall keep show animals biologically separate from the herd or flock for a period of at least two weeks after returning to the premises of origin. If any illness is noted in the exhibition animals, the owner should contact their veterinarian immediately.

Individual Species Requirements

Horses

- Certificate of Veterinary Inspection (CVI) is not required for New York origin horses. CVI is required for imported horses. Extended Equine CVIs (EECVIs) are acceptable.
- Negative Equine Infectious Anemia (EIA) test is required for all horses 6 months of age or older. The horse must be accompanied by a valid negative EIA test record, signed by a Category 2 accredited veterinarian. The sample collection date for the qualifying EIA test must have been on or after January 1, 2024, for New York origin horses. For imported horses, the EIA test must have been conducted within 12 months prior to entry. The EIA test certificate must include a complete description of the horse.
- Rabies vaccination within 12 months is required for all horses 4 months of age or older (see above).

Cattle

- See **EMERGENCY DISEASE REQUIREMENTS SECTION BELOW..**
- Certificate of Veterinary Inspection with animals properly identified. See Animal Identification section above.
- **All lactating dairy cattle must have tested negative to HPAI test within 7 days prior to entry to a New York fair or exhibition. See “HPAI Testing for Lactating Dairy Cattle” section above.**
- Rabies vaccination is required for all cattle 4 months of age or older (see above).
- All cattle must be negative to an approved test appropriate to detect Bovine Viral Diarrhea persistent infection (BVD-PI). The existing, official identification, date and results of the testing must be noted on the certificate of veterinary inspection.
- All cattle must be vaccinated against bovine respiratory disease complex including bovine respiratory syncytial virus, bovine virus diarrhea, infectious bovine rhinotracheitis, and parainfluenza with an age-appropriate product administered in a manner and time frame adequate to confer protective immunity for these diseases for the duration of the fair. The date and vaccine product should be documented

Sheep

- Certificate of Veterinary Inspection with animals individually identified with USDA approved scrapie identification. Identification must be one of the following: 1) USDA-approved tags or 2) a legible USDA-approved registration tattoo or 3) a legible USDA-approved flock tattoo and individual animal ID number or 4) electronic implant device (microchip) if the sheep is enrolled in the Scrapie Flock Certification Program, and/or the electronic implant ID is recorded on the sheep's registration paper. For information on scrapie ID, contact USDA at 1-866-USDATAG (1-866-873-2824).
- Rabies vaccination is required for all sheep 4 months of age or older (see above).
- The CVI must contain a written statement from the issuing Category 2 accredited veterinarian that the flock of origin was inspected after May 1 of the current year and no evidence of contagious, infectious, or communicable diseases was found.
- If evidence of sore mouth (contagious ecthyma) is found on any sheep, the entire exhibit including the affected animals (and any small ruminants from any other flock on the same conveyance to the fairgrounds) shall immediately be removed from the fair premises with the holding pens cleaned and disinfected immediately after removal.

Goats

- Certificate of Veterinary Inspection with animals individually identified with USDA approved scrapie identification. Identification must be one of the following: 1) USDA approved tags or 2) a legible USDA approved registration tattoo or 3) a legible USDA approved herd tattoo and individual animal ID number or 4) electronic implant device (microchip) if the goat is enrolled in the Scrapie Flock Certification Program and/or the electronic implant ID is recorded on the goat's registration paper.

For information on scrapie ID, contact USDA at 1-866-USDATAG (1-866-873-2824).

- The CVI must contain a written statement from the issuing Category 2 accredited veterinarian that the herd of origin was inspected after May 1 of the current year and no evidence of contagious, infectious, or communicable diseases was found.
- If evidence of sore mouth (contagious ecthyma) is found on any goat, the entire exhibit including the affected animals (and any small ruminants from any other flock on the same conveyance to the fairgrounds) shall immediately be removed from the fair premises with the holding pens cleaned and disinfected immediately after removal.

Swine

- Certificate of Veterinary Inspection with animals properly identified. Out of state nursing piglets need official identification along with the sow. See Animal Identification section above.

Llamas and Alpacas

- Certificate of Veterinary Inspection with animals properly identified. See Animal Identification section above.
- All llamas and alpacas must be negative to an approved test appropriate to detect Bovine Viral Diarrhea persistent infection (BVD-PI). The existing, official identification, date and results of the testing must be noted on the certificate of veterinary inspection.

Poultry

- **SEE EMERGENCY DISEASE REQUIREMENTS SECTION BELOW.**
- Poultry (with the exception of doves, pigeons, and waterfowl) must be accompanied by 1) results of a negative pullorum typhoid test conducted within 90 days prior to exhibition OR 2) proof that the birds originated directly from a US pullorum-typhoid clean flock or equivalent flock.
- Poultry qualified by 90-day test must be identified by official leg band.
- Proof of NPIP status must be in the form of an NPIP certificate or purchase receipt containing NPIP certification information. If utilizing a receipt, it must be dated within 1 year of the date of admission to the fair.

Deer/Elk (Cervidae)

- Certificate of Veterinary Inspection and a movement permit with animals properly identified.
- Regardless of residency of animals, please contact the Cervid Program Manager at the Division of Animal Industry at 518-457-3502 prior to movement.

Miscellaneous Ruminants

- Certificate of Veterinary Inspection with animals properly identified. See Animal Identification section above. Only one species per Certificate of Veterinary Inspection.



2025 INTERSTATE HEALTH REQUIREMENTS FOR FAIR ANIMALS

This document is a supplement to the Animal Health Requirements (AI-202) published for animals exhibited at New York county fairs and the Great New York State Fair. Its purpose is to **summarize** the import requirements that must be met for livestock entering New York destined for fairs. Please carefully review the Animal Health Requirements (AI-202). Note that individual county fairs may require rabies vaccination in species not required by the state. Contact the specific fair for their requirements. Fair contact information is available at **www.nyfairs.org**. Further assistance can be obtained by contacting the Division of Animal Industry (DAI) at 518-457-3502 or your State Veterinarian's office. You can also go to the following link on our department website for entry requirements:

<https://agriculture.ny.gov/animals/animal-import-export> or <https://agriculture.ny.gov/farming/fairs>

EMERGENCY DISEASE REQUIREMENTS

Due to the ongoing Highly Pathogenic Avian Influenza (HPAI) outbreak in both cattle and poultry, there are emergency import regulations and test requirements in effect. In addition, there are federal orders for dairy cattle in effect. These emergency conditions and test requirements must be met in addition to the Part 351 fair requirements to be admitted to the Great New York State and county fairs. These conditions may change at any time. It is **STRONGLY** recommended that you frequently review these regulations and federal orders for both poultry and cattle at our website: <https://agriculture.ny.gov/farming/fairs>

INTERSTATE CERTIFICATE OF VETERINARY INSPECTION (ICVI)

An interstate CVI is required for cattle, horses, swine, sheep, goats, llamas/alpacas, deer/elk and misc. ruminants moving interstate. Extended Equine CVIs (EECVIs) are acceptable for horses. Note that interstate CVI's must be issued by a Category 2 accredited veterinarian.

A printed copy of the ICVI must be presented for animal check-in.

The interstate CVI is valid for 30 days from the date of CVI inspection. During the fair season, from July 1 through Labor Day, interstate CVI's can be used multiple times as long as the initial entrance to a NY fair is within 30 days of CVI inspection and the CVI is initialed by a NYS Agriculture and Markets official at the fair. Once the CVI has been initialed, it can be used for the rest of the fair season if no health issues arise. A change in health status or eligibility of an animal necessitates the generation of a new CVI. All documentation must accompany the animals. Animals not meeting the interstate and/or fair and any applicable emergency import requirements will not be allowed on the grounds. Individual official ID is required on all animals. Animals with incomplete or illegible ID will be rejected. Required rabies vaccination may be included on the health certificate.

HORSES

Horses can enter with a CVI. Horses 6 months of age or older must test negative for equine infectious anemia (EIA). The sample collection date for the **qualifying EIA test must be within 12 months prior to the date of entry to the fair**. The horse must be clearly and completely identified. Rabies vaccination is required for all horses 4 months of age and older on the date of admission to a fair. Vaccination must be within the past 12 months.

CATTLE – SEE EMERGENCY DISEASE REQUIREMENTS ABOVE

All cattle must be identified by an official USDA radio frequency identification (RFID) eartag, commonly referred to as an “840 RFID tag” or equivalent official RFID tag if the animal was tagged in another country.

All lactating dairy cattle must test negative for HPAI within seven (7) days prior to entering a fair or exhibition, including the New York State Fair, county fairs, or other exhibitions. The test must be conducted at a National Animal Health Laboratory Network (NAHLN) lab.

Cattle from all states must be test negative for BVD-PI with results and test date noted on the CVI. For cattle from the New England states, New Jersey, Ohio and Pennsylvania, no additional testing (other than the BVDPI test and HPAI test for lactating dairy cattle) is required. For information on other states, you can contact DAI at 518-457-3971 or check the Department website at <https://agriculture.ny.gov/animals/animal-import-export>.

Vaccination for rabies is required for all cattle 4 months of age or older on the date of admission to a fair. Vaccination must be within the past 12 months. Bovine respiratory disease complex vaccination is also required. Vaccinations must be documented.

SHEEP

Sheep can enter with CVI. All sheep must be identified by one of the following: 1) USDA approved tags or 2) a legible USDA approved registration tattoo or 3) a legible USDA approved flock tattoo and individual animal ID number or 4) electronic implant device (microchip) if the sheep is enrolled in the Scrapie Flock Certification Program, and/or the electronic implant ID is recorded on the sheep's registration paper. For information on scrapie ID, contact USDA at 1-866-USDA-TAG (1-866-873-2824). The veterinary statement certifying the flock of origin was inspected with no evidence of contagious disease in the flock at the time of inspection is required.

Rabies vaccination is required for all sheep 4 months of age and older on the date of admission to a fair. Vaccination must be within the past 12 months unless a 3- year vaccination has been used. No regulatory tests are required for sheep.

GOATS

Goats can enter with CVI. All goats must be identified by one of the following: 1) USDA approved tags or 2) a legible USDA approved registration tattoo or 3) a legible USDA approved herd tattoo and individual animal ID number or 4) electronic implant device (microchip) if the goat is enrolled in the Scrapie Flock Certification Program and/or the electronic implant ID is recorded on the goat's registration paper. For information on scrapie ID, contact USDA at 1-866-USDA-TAG (1-866-873-2824). The veterinary statement certifying the herd of origin was inspected with no evidence of contagious disease in the herd at the time of inspection is required. *Note that individual county fairs may require rabies vaccination.* No regulatory tests are required for goats.

SWINE

Swine can enter with CVI only. Swine must be identified by an official USDA approved ear tag. Radio frequency identification (RFID) ear tags, commonly referred to as “840 RFID tags,” are strongly recommended. *Note that individual county fairs may require rabies vaccination.* No regulatory tests are required for swine.

LLAMAS / ALPACAS

New world camelids attending a New York county or state fair must be accompanied by a CVI with animals individually identified by microchip or official ear tag. They must be test negative for BVD-PI with test date and results noted on the CVI. *Note that individual county fairs may require rabies vaccination.*

DEER/ELK (CERVIDAE)

CWD susceptible cervid species cannot be imported into New York. Non CWD susceptible species require a permit, CVI and proper identification. Prior to importing deer, contact the Cervid Program Manager at 518-4573502.

POULTRY – SEE EMERGENCY DISEASE REQUIREMENTS ABOVE

Negative avian influenza and pullorum status is required for all poultry entering NY. Out of state poultry must be accompanied by the NPIP flock certificate if the flock is NPIP certified. Otherwise, a CVI is required. Poultry, with the exception of, doves and pigeons, must test negative for pullorum within 90 days prior to importation, if not from an NPIP Pullorum-Typhoid Clean Flock. In addition, all poultry must be 1) from a source flock in which 30 birds were tested negative for avian influenza within ten days prior to entry into New York State; or 2) from an NPIP U.S. H5/H7 Avian Influenza Clean or NPIP U.S. Avian Influenza Clean Flock. For more information, contact DAI at 518-457-3971.

MISC. RUMINANTS

Certificate of veterinary inspection and official USDA approved ear tag. *Note that individual county fairs may require rabies vaccination.*

Exhibitor Pre-fair Guidelines

Cattle, Sheep, Goats, Swine, Llamas, and Alpacas, Cervids, Misc. Ruminants

- Review the animal health requirements booklet including information for your species **before** your veterinarian arrives to inspect your animals. If you have any questions, **ask**.
- Your veterinarian is responsible for inspecting your animals and completing the certificate of veterinary inspection (CVI). Call **early** to avoid the last-minute rush when mistakes are made and there is no time to correct.
- Make sure **USDA approved official ear tags** are present on cattle and swine and USDA approved scrapie ID is in place on sheep and goats. Official ID must be applied to animals prior to regulatory testing and completion of the CVI.
- Llamas and alpacas require a microchip or ear tag. If a microchip is utilized make sure the veterinarian confirms the microchip ID or places one. If your animal is identified by a microchip, make sure you bring a working reader with you to the fair.
- **ALL IDENTIFICATION MUST BE RECORDED. Make sure it is.**
- Review the CVI carefully upon receipt to make sure all the information is correct including any required test or vaccination information.
- **DO NOT** put documents in an envelope and assume all is well. The time to correct is before pulling them out at the fair. The CVI is your document, and you share responsibility if it is incorrect.
- If you are **importing** livestock from out of state, make sure the interstate requirements are met, and you have a valid **interstate certificate of veterinary inspection**.

Poultry

- If your flock is participating in the NPIP program, schedule pullorum flock inspection and testing well ahead of the fair.
- If you're having your birds tested within 90 days of the fair, you must go to a pullorum clinic. Available clinics are listed on the Dept. website. No individual testing is available if you miss a clinic.
- Birds qualified by 90-day test must be identified by official leg band.
- **Bring documentation** with you to the fair in the form of a 1) current NPIP certificate, 2) 90-day test chart or 3) purchase receipt with NPIP certification within 1 year of the date of admission to the fair.

Horses

- **NY-origin** horses must be accompanied by a negative EIA test report. The date of sample collection for the qualifying EIA test must have been *on or after January 1, 2024*.
Imported horses (out of state origin) must be accompanied by an **interstate certificate of veterinary inspection with a negative EIA test within 12 months prior to entry**. Rabies vaccination information can be incorporated into the CVI.
- Drawing or photograph **must** match the horse.
- Rabies vaccination must be within 1 year of arrival at the fair and be documented by a **signed** rabies certificate or a signed statement on the EIA test chart with the required information (see requirements).

MOST IMPORTANT:

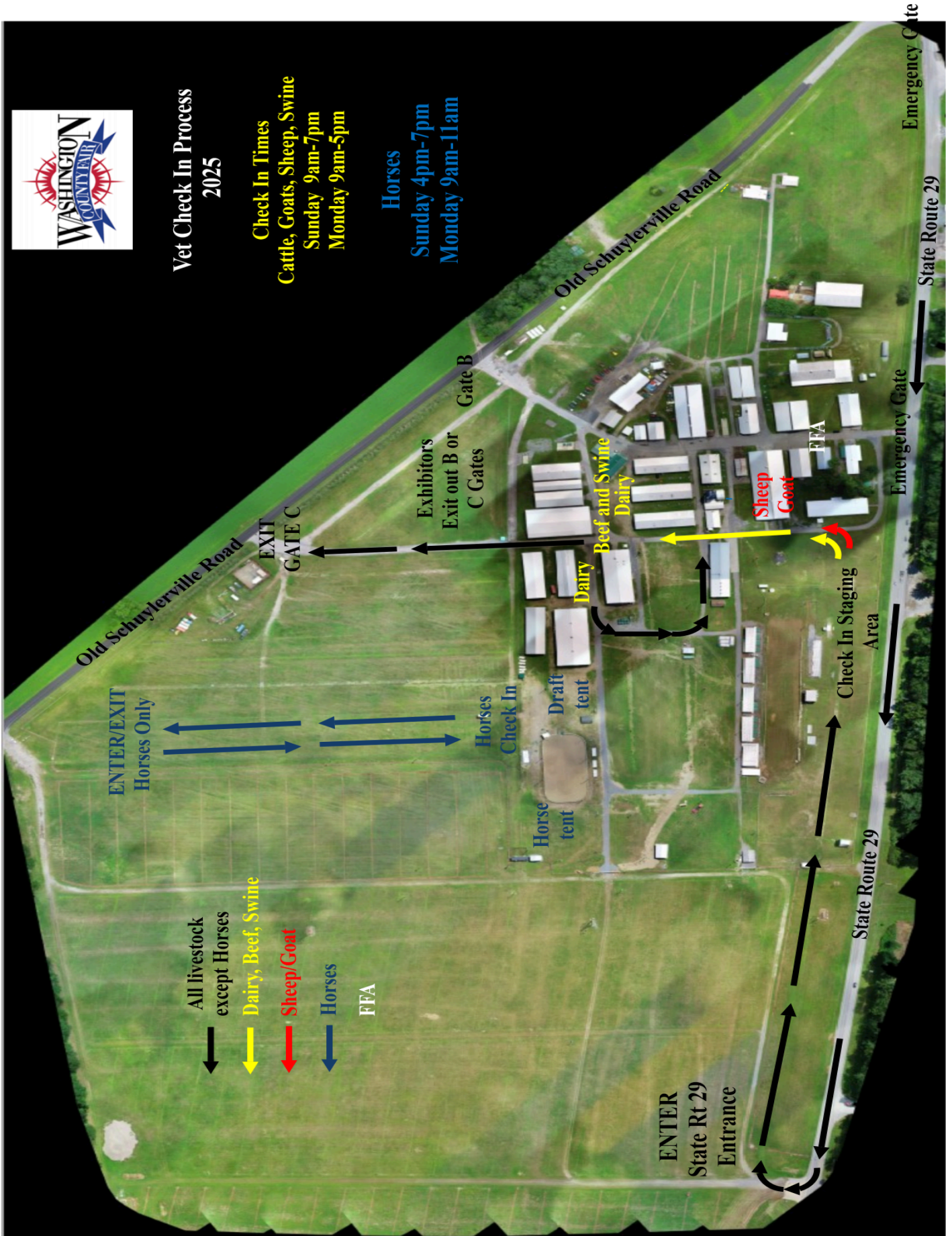
When you are loading your livestock for the trip to the fair, take the time to examine them. Make sure they are the same animals that are on the paperwork and official ID is present and legible. If they are showing any signs of illness, **LEAVE THEM HOME**.



Vet Check In Process 2025

Check In Times
Cattle, Goats, Sheep, Swine
 Sunday 9am-7pm
 Monday 9am-5pm

Horses
 Sunday 4pm-7pm
 Monday 9am-11am



VET CHECK OFF THE TRAILERS PROCEDURES

The co-mingling of animals from different farms presents a risk for disease exposure and the spread of infectious disease. Exposure to disease can lead to animals becoming sick itself, or taking the disease back home after the fair and exposing other animals. In order to reduce the risk of exposure and ensure the most bio-secure environment possible, the NYS Vets have made the decision that all animals entering the Washington County Fair must first be inspected and approved for entry by a NYS Vet before they are allowed to enter a barn or wash rack.

Vet Check: The NY State Vets and Assistants check animals for proper identification and health information as required to match their health papers. The NYS Vets will also inspect animals for signs of disease. Animals deemed unhealthy will be sent home (**READ: "State of NY Department of Ag. and Markets Part 351 pages** Forms must be signed by the NY State Vet or Assistant and the appropriate fair official if an animal needs to be sent home. Original Health Papers & Registration papers must be available at all times as they may be asked for by Superintendents, Fair Officials, or Judges & they must be current ones approved by the State.

BEEF CATTLE, DAIRY CATTLE, GOATS, SHEEP, AND SWINE ARRIVAL:

- **VET CHECKS WILL TAKE PLACE OFF THE TRAILERS. Main Entrance route will be off Route 29. Old Schuylerville Road entrance will still be available - must follow designated Path.**
- **UPDATES WILL BE GIVEN ONLINE, ON OUR WEBSITE AND THROUGH EMAILS. PLEASE READ.**
- **ARRIVALS WILL TAKE PLACE ON SUNDAY starting at 9 am and ending at 7 pm and**
- **MONDAY starting at 9 am and ending at 4 pm.**
- **FOLLOW THE TRAFFIC PATTERN PROVIDED ON Pg. 30**
- **NOTE: ALL TRUCK DRIVERS OR EXHIBITORS/EXHIBITOR REPRESENTATIVES MUST HAVE THE REQUIRED PAPERWORK AT THE TIME OF VET CHECK:**
 - 1) **ALL Health Papers are required for each of the animals on the Trailer.**
 - 2) **IT WOULD BE BEST TO HAVE THE EXHIBITORS/EXHIBITOR REPRESENTATIVES PRESENT TO ASSIST IN IDENTIFYING ANIMALS & UNLOADING.**

YOUTH HORSES STAYING FOR THE WEEK ARRIVAL:

- **VET CHECKS WILL TAKE PLACE OFF THE TRAILERS in the Horse Events Parking Area.**
- **ARRIVALS WILL TAKE PLACE ON SUNDAY starting at 4 pm and ending at 6 pm and**
- **MONDAY starting at 9 am and ending at 11am.**
- **HORSES are to come in the HORSE EVENTS PARKING AREA. They will be asked to be taken off their Trailer.**
 - **Coggins & Rabies vaccinations will be checked and recorded as required by NYS Ag & Markets.**
 - **Horses will be checked by an Equine Vet to ensure that they meet a minimum Body Condition Score that meets the WCF Appropriate Minimum Standard in order to stay on the grounds for the week.**

POULTRY ARRIVAL:

- **SUNDAY between 2:00 pm and 6:00 pm. MONDAY between 8:00 am and 4:00 pm.**
- **MUST have Negative Pullorum Test paperwork with you upon arrival and entry.**

RABBIT ARRIVAL:

- **MONDAY between 8:00 am and 4:00 pm.**

Any animal that is rejected or deemed unworthy will have to return home immediately.

REMINDER: ALL ANIMALS MUST BE IN PLACE BY 5:00 PM MONDAY.

SHOWMANSHIP and HERDSMANSHIP INFORMATION

SHOWMANSHIP FOR YOUTH: (Points for all Youth Classes: Blue = 20 pts Red = 15 pts White = 10 pts)

ALL YOUTH EXHIBITORS MUST SIGN UP & PARTICIPATE IN THEIR RESPECTIVE SHOWMANSHIP CLASS. YOUTH EXHIBITORS MUST SHOW THEIR OWN ANIMAL.

Showmanship is about the person handling the animal: presenting and showing the animal to the best of the person's ability. Showmanship is really about how a person has worked and prepared their animal and the presentation of their animal to the judge.

Youth Showmanship: If a youth animal exhibitor has only one animal and the animal was sent home or was not able to come, or was rejected at the Vet Check, the Youth Show Superintendent can allow the exhibitor to show another youth's animal in showmanship (hardship case).

HERDSMANSHIP/STABLE MANAGEMENT/SHEPHERDS:

The Purpose of Herdsmanship/Stable Management/Shepherds is for youth exhibitors to properly care for their livestock, small animals, pens, and equipment and ensure safety and to keep the animals and the surrounding areas clean and attractive at all times during exhibition. Educational displays and public relations are also an important component of Herdsmanship/Stable Management.

Herdsmanship/Stable Management/Shepherds judging begins on Tuesday of the Fair and ends Sunday. Judging will take place two times daily (times will not interfere with show times). You will look to your Barn Superintendent for specifics at your mandatory meetings that are set before Fair or Monday night of Fair.

Guidelines for Herdsmanship/Stable Management include, but are not limited to the following:

1. Animals are clean at all times with apparent grooming.
2. Animals are adequately cared for with proper feeding and watering.
3. Stalls/Pens are clean with the proper amount of bedding and equipment daily.
4. Tack and Feed areas are clean and neatly arranged. Forks, shovels, wheelbarrows and other equipment are hung and/or kept in a secure and safe manner.
5. Exhibitors share the alley areas and are required to keep it clean (raked &/or swept).
6. Proper courtesy and conduct is shown by exhibitors at all times and places.
7. All exhibitors are expected to participate in Daily Herdsmanship/Stable Management.

Barn Superintendents that supervise the Herdsmanship/Stable Management/Shepherds

Youth Beef: McKayla McLenithan & Joel McLenithan

Youth Dairy: Lori Hoyt

Horses: Mike Bentzen

Swine: Kelly Crandall

Goats & Sheep: Kate Becker Jablonski

Youth Rabbits: Jennifer Hartung Hunt

Open Beef & Dairy Cattle: Amy Mattison

Washington County Fair Youth Market Livestock Auction

WASHINGTON COUNTY FAIR YOUTH MARKET LIVESTOCK AUCTION, August 24, 2025 at 6:30pm

Washington County Fair is host to hundreds of youth livestock presenters each year. These talented young farmers spend many hours preparing their animals for presentation each August. Livestock projects demonstrate the values and character of farm life through cooperation among participants before and during the fair, a strengthened sense of community, and a commitment to the humane treatment of animals.

The Youth Market Livestock Auction offers a unique opportunity for the larger community to invest in the future of young farmers. Raising livestock for the fair requires significant time and expense for proper care, training, and preparation of the animals. Selling livestock at the fair market auction is an opportunity to earn that money back, save for college, reinvest in livestock, all while experiencing first-hand the economics of agriculture as a business.

AUCTION OBJECTIVE: The primary goal of the youth market auction is to encourage the exhibition and sale of high-quality livestock, including beef, sheep, swine, meat goats, poultry, and rabbits that have attained marketable weight and grade. Participants, including youth sellers and bidders/buyers, should be mindful that the prices paid for the animals may not necessarily reflect the prevailing market price at the time of the sale. The hope is that buyers will bid generously to cover the individual exhibitor's additional expenses. It is mandatory that any animal sold in the auction is suitable for processing at the time of the sale.

FAQ

What animals may be auctioned?

Steers or Market Heifers, Hogs, Lambs, Goats, Rabbits, Poultry

How many animals can I sell?

2 animal per species and 4 entries total

When do I need to own my animal(s)?

All auction animals must meet the ownership date requirement. Date of ownership is as follows:

Steers or Market Heifers: January 1, 2025

Hogs: March 1, 2025

Lambs: April 1, 2025

Goats: April 1, 2025

Other large poultry: May 1, 2025

Chicken: June 1, 2025

Rabbits: June 1, 2025

What is the minimum weight (at weigh in) and age (by August 18, 2025) my animal must be to participate in the auction?

Steers or Market Heifers: 1,000, at least 1 year and under 2 years of age

Hogs: 150 lbs, farrowed January 1st – May 20th, 2025

Lambs: 80 lbs, at least 3 months and under 1 year of age

Goats: 60 lbs, at least 6 months and under 1 year of age (must be meat or meat cross)

Rabbits: 3 lbs, at least 3 months and under 6 months of age

Poultry: 8 lbs, less than 6 months old

Do I have to show my animal at the Washington County Fair in order to participate in the Auction?

Yes. Your auction animal will also need to receive a blue or red ribbon in its class to participate.

How will my buyer purchase my animal?

All weighed animals will be sold by the pound. Poultry and rabbits will be sold by the lot. All buyers Need to be present at the auction to bid on animals. Upon winning the bid, the buyer will make payment via check or money order to WCF.

What happens to my animal after the auction?

All animals sold at auction will go to a designated USDA or state custom approved slaughter facility. When a buyer requests the animal be processed for his own use, he/she takes possession of the processed carcass at the packinghouse. The cost of slaughter, processing and packaging is the buyer's responsibility.

How will I get my money?

You will receive your money via a check from the Washington County Fair after you have turned in a buyer thank-you note, and project record book and your animal has been dropped off at the butcher.

What fees are there?

A 3% commission will be deducted from the final purchase price to go toward expenses to build the program (i.e. 2025 buyer's dinners, marketing, advertising.).

Who will pay for the processing?

The buyer will pay for the cost of processing when they pick up their meat.

Auction Requirements Checklist

1. Youth must complete and submit a record book upon completion of the project
2. Animals must meet all WCF health requirements, and pass all Vet Check.
3. Animals must be exhibited at the Washington County Fair.
3. Animals must meet the minimum weight requirements.
5. Youth must send 10 letters per species to potential buyers. Youth should also follow up with in-person visit to their potential buyers.

Youth Market Classes:

BEEF Cattle Dept:

SECTION 01: Meat Animals

Class 03 - Market Animal (weights will be measured at the Fair)

SHEEP Dept: *SECTION 11: Market Lamb*

Class 07 - Market Lamb

GOAT Dept: *MEAT GOATS*

SECTION 10: Boar Goats

SECTION 11: Myotonic Goats

Class 07 - Wether 12 months old

SECTION 12: Commercial/Grade Goats

SWINE Dept: *SECTION 03: Market Hogs*

Class 01 - Light Weight

Class 02 - Medium Weight

Class 03 - Heavy Weight

POULTRY:


LARGE FOWL - SECTION 13: Meat Bird

TURKEYS - SECTION 19 - Turkeys - Class - Meat Bird

DEPT 01: OPEN HORSES

All horses and exhibitors must follow the signs to the designated HORSE ENTRANCE AREA on Old Schuylerville Road.
Horses coming in for the day of show and not staying in the barn for the week, do not have access to stalls.
NO STALLIONS ARE PERMITTED.

THE FOLLOWING IS REQUIRED FOR ALL OPEN HORSE SHOWS/EVENTS AT THE FAIR

Who is Eligible?	Entries to the Washington County Fair OPEN GYMKHANA & OPEN HORSE SHOW are open to residents and non-residents of Washington County.
Health Requirements 	<p>Read Pgs. 19-29: Animal Health Requirements For Admission to New York State and County Fairs.</p> <p>NEW for 2025: A Copy of your Coggins MUST be sent in with ALL PRE-ENTRIES! TRUCK -INS MUST PROVIDE A PAPER COPY TO the Fair Attendant AT CHECK-IN!</p> <p>All riders must still present their original Coggins & Rabies certificates when entering the Fairgrounds. Washington County Fair requires all Rabies Vaccinations must be administered at least 14 days prior to arrival on the fairgrounds and not more than 365 days prior to the arrival on the fairgrounds (the universal last day to get a Rabies Vaccine is August 3, 2025).</p>
Required Paperwork	<p>All Horse Exhibitors are required to turn in the following:</p> <ul style="list-style-type: none"> -A COMPLETED & Signed ENTRY FORM (one form per person), & Payment. -A paper copy of their Coggins (EIA Test) must be sent in with entries <p>Make checks payable to: WASHINGTON COUNTY FAIR, Inc.</p>

SECTION 01: OPEN GYMKHANA

Saturday @ 3:00 pm: Open Gymkhana

Check all of your entries for accuracy as you are responsible for your completed entry form. All exhibitors are expected to read and understand all Health Requirements and Show Rules. Submission of an entry form for the show implies the exhibitor has read and will comply with all Health Requirements and Show Rules as contained herein.

Show Superintendents	Scott Keyes 518-796-1079 or scottkeyes76@gmail.com Meghan Mattison 518-879-8108 or grazinacresfarm@gmail.com
Entry Fees	Pre – Entry fee is \$5.00/class. Day of Entry fee is \$6.00/class.
Arrival	Check - In starts at 1:00 pm and ends at 2:30 pm Saturday. The show starts at 3:00 pm.
Dismissal	Exhibitors not staying on the fairgrounds may leave at the conclusion of the show. Please clean up around the show arena area and your trailer before leaving. Water is available in the Horse parking lot (west side).

Reminder: The Rider's age is based on their age as of January 1st of the current year.
Each rider may only enter ONE (1) Division as listed below.

ADULT – 18 yrs old & over as of January 1st
JUNIOR – 13 to 17 yrs of age as of January 1st
PEE WEE – 12 yrs old & under as of January 1st

RULES & REGULATIONS FOR OPEN GYMKHANA EXHIBITORS & SHOW

1. Entries to the Washington County Fair OPEN GYMKHANA are open to residents and non-residents of Washington County.
2. Any ADULT (18 yrs old & over) riding an exhibited horse on the fairgrounds and in horse areas is strongly encouraged to wear a properly fitted, USPC (Pony Club) or ASTM/FEI-approved safety riding helmet.
3. YOUTH Riders (17 yrs old & Under) are REQUIRED to wear a properly fitted, USPC (Pony Club) or ASTM/FEI-approved safety riding helmet.
4. NO slip-on spurs are allowed.
5. Gymkhana classes REQUIRE Western saddles and attire (jeans, button down shirt, heeled boots, etc).
6. Riders need to know how to ride on their own. There are no lead-line classes.
7. 5 Second penalties will be given for knocking down one barrel, pole, stake, or any piece of equipment. Knocking down more than one barrel, pole, stake, etc. will result in a disqualification. It is permissible to support or steady an obstacle with hands or feet during the course of a run.
8. Disqualifications include:
 - a) A deviation from the event pattern (Except for the PEE WEE Class) (ex: retracing your path to correct the pattern, circling back to retrieve a missed object, etc)
 - b) A fall off the horse at any time while the timer is running.
 - c) Cruelty to the horse or unsportsmanlike behavior. The Show Superintendent's decision is final.
 - d) The horse is out of control or unmanageable.
 - e) Failure to have a proper helmet on, or a helmet that is not properly buckled upon entering the arena.
 - f) Use of prohibited items of tack or equipment.
9. Riders may enter arena mounted or lead a horse into designated start areas.
10. Riders may exit the arena mounted provided their horse has come to a complete stop & is under complete control.
11. In the event of a tie for Champion & Reserve Standings, the tie will be broken based on the ARIZONA KEYHOLE Race result.
12. No horse can be ridden more than once in a class.
13. In the event of an electronic timer malfunction, riders will be offered a re-ride either immediately after their run, or at the end of the class.
14. No cell phone usage is allowed when mounted on a horse.

ALL HORSES MUST BE KEPT AT A WALK WHEN ENTERING and EXITING THE ARENA.

The Superintendent reserves the right to substitute events because of adverse arena conditions and also the right to introduce new rules as the need occurs.

The Rules & Regulations are subject to change without further notice.

Ribbons will be awarded to the Grand and Reserve Champion of each division at the conclusion of the event.

Premiums for classes in this Department:

1st- \$16.00 2nd- \$14.00 3rd- \$12.00 4th- \$11.00 5th- \$10.00 6th- \$9.00

CLASSES:

01 - Adult Pole Bending

02 - Junior Pole Bending

03 - Pee Wee Pole Bending

04 - Adult Arizona Keyhole

05 - Junior Arizona Keyhole

06 - Pee Wee Arizona Keyhole

07 - Adult Cloverleaf Barrels

08 - Junior Cloverleaf Barrels

09 - Pee Wee Cloverleaf Barrels

10 - Adult Ball in Bucket (around the arena)

11 - Junior Ball in Bucket (around the arena)

12 - Pee Wee Ball in Bucket (around the arena)

13 - Open Double—Nut and Bolt

SECTION 02: OPEN HORSE SHOW

Sunday @ 9:00am

Check all of your entries for accuracy as you are responsible for your completed entry form. All exhibitors are expected to read and understand all Health Requirements and Show Rules. Submission of an entry form for the show implies the exhibitor has read and will comply with all Health Requirements and Show Rules as contained herein.

SEE PG. 19-29 & Pg. 35 for HEALTH REQUIREMENTS & REQUIRED PAPERWORK

Show Superintendents	Joan Harris jharris0257@yahoo.com Lorraine Forcier lorfor20@gmail.com
Entry Fees	Pre – Entry fee is \$5.00/class. Day of Entry fee is \$6.00/class.
Arrival	English Riders must be checked-in by 8:30 am Sunday. The show begins at 9:00 am Sunday. Western & Ranch Riders must be checked-in by 11:30 am Sunday unless exhibitors are participating in Conformation &/or Showmanship which are the first classes.
Dismissal	Exhibitors not staying on the fairgrounds may leave at the conclusion of the show. Please clean up around your trailer and the horse arena before you leave. Thank You:) YOUTH HORSES STAYING IN THE SADDLE HORSE TENT FOR THE WEEK ARE NOT ALLOWED TO LEAVE THE FAIRGROUNDS UNTIL 9:30 PM Sunday Night. Forfeiture of premiums and future exhibitions may result from violating this rule.

RULES & REGULATIONS FOR OPEN HORSE SHOW

1. Any ADULT (18 yrs old & over) riding an exhibited horse on the fairgrounds and in horse areas is strongly encouraged to wear a properly fitted, USPC (Pony Club) or ASTM/FEI-approved safety riding helmet.
2. YOUTH Riders (17 yrs old & Under) are REQUIRED to wear a properly fitted, USPC (Pony Club) or ASTM/FEI-approved safety riding helmet.
3. NO horse and rider combination may enter the same class more than once.
4. Horse/Rider combination cannot change Division after entering the first class.
5. If your horse is subject to kicking, a RED ribbon must be braided into the tail as a warning.
6. All participants must wear proper attire for their classes. Chaps are not allowed in Conformation or Showmanship classes, but are optional in all other Western classes.
7. NO martingales, tie-downs, mechanical hackamores, dropped nosebands, draw reins, etc. will be allowed.
EXCEPTION: If you use a hackamore due to a medical condition, please submit documentation from a licensed Veterinarian letterhead and signed by the Veterinarian. This documentation must be received, reviewed and approved prior to the show.
8. NO slip-on spurs are allowed.
9. **AQHA rules will be used as guidelines for this show.** However, some rules may be modified to suit the needs of this arena.
10. **Ranch horse classes will use American Ranch Horse rules as guidelines.** However, some rules may be modified to suit the needs of this arena. Please visit www.americanranchhorse.net for more information.
11. Any rider not having his/her horse under control, may be asked to leave the ring.
12. Unsportsmanlike conduct will not be tolerated.
13. The decision of the judge is final. Please do not approach the judge without first obtaining permission from the show superintendent.
14. The show superintendent will have the final decision.
15. Classes may be split by the superintendent. Awards and ribbons will be given to all classes.
16. The show superintendent reserves the right to cancel or combine classes. Refunds will be given only if the class is cancelled.
17. No cell phone usage when mounted on a horse.
18. **ALL HORSES MUST BE KEPT AT A WALK WHEN ENTERING and EXITING THE ARENA.**

Premiums for classes in this section:

1st - \$12.00 2nd - \$10.00 3rd - \$8.00 4th - \$7.00 5th - \$6.00 6th - \$5.00

The Rider's age is based on their age as of January 1st of the current year. Riders may only enter and ride in one division listed below.

YOUTH W/T/J – 17 yrs of age & under (ONLY WALK/TROT/JOG - NO Lope/Canter or Gallop)

YOUTH – 17 yrs of age & under (can Lope/Canter & Gallop)

ADULT W/T/J – 18 yrs of age & over (ONLY WALK/TROT/JOG - NO Lope/Canter or Gallop)

ADULT – 18 yrs of age & over (can Lope/Canter & Gallop)

Day End Championships will be given for each Division. All classes count towards Championship Awards.

SECTION 02: OPEN HORSE SHOW CLASS LIST

Show order will follow the order of the classes as numbered, beginning with Conformation, Showmanship, English, Western, and Ranch.

CLASSES:

- 01 - Conformation – English – horses, ponies, & minis
- 02 - Conformation – Western – horses, ponies, & minis
- 03 - Conformation – Ranch – horses, ponies, & minis
- 04 - Showmanship – Youth Walk/ Trot/Jog
- 05 - Showmanship – Adult Walk/ Trot/Jog
- 06 - Showmanship – Youth
- 07 - Showmanship – Adult
- 08 - English Equitation – Youth W/T
- 09 - English Equitation – Adult W/T
- 10 - English Equitation – Youth
- 11 - English Equitation – Adult
- 12 - English Pleasure – Youth W/T
- 13 - English Pleasure – Adult W/T

- 14 - English Pleasure – Youth
- 15 - English Pleasure – Adult
- 16 - English Road Hack – Youth W/T
- 17. English Road Hack - Adult W/T
- 18. English Road Hack - Youth
- 19 - English Road Hack – Adult
- 20 - English Disciplined Rail - Youth W/T
- 21 - English Disciplined Rail - Adult W/T
- 22 - English Disciplined Rail – Youth
- 23 - English Disciplined Rail – Adult

24 - Leadline – Riders 6yrs old and under as of January 1st of the current year may participate. This is the first class to run after lunch break. Ribbon only award. There is no fee. HELMETS ARE REQUIRED.

- 25 - Western Horsemanship – Youth W/J
- 26 - Western Horsemanship – Adult W/J
- 27 - Western Horsemanship – Youth
- 28 - Western Horsemanship – Adult
- 29 - Western Pleasure – Youth W/J
- 30 - Western Pleasure – Adult W/J
- 31 - Western Pleasure – Youth
- 32 - Western Pleasure – Adult
- 33 - Western Road Hack – Youth W/J
- 34 - Western Road Hack - Adult W/J
- 35 - Western Road Hack - Youth
- 36 - Western Road Hack - Adult
- 37 - Western Disciplined Rail - Youth W/J
- 38 - Western Disciplined Rail - Adult W/J
- 39 - Western Disciplined Rail – Youth

- 40 - Western Disciplined Rail – Adult
- 41 - Ranch Riding – Youth W/J
- 42 - Ranch Riding – Adult W/J
- 43 - Ranch Riding – Youth
- 44 - Ranch Riding – Adult
- 45 - Ranch Pleasure – Youth W/J
- 46 - Ranch Pleasure – Adult W/J
- 47 - Ranch Pleasure – Youth
- 48 - Ranch Pleasure – Adult
- 49 - Ranch Reining – Youth W/J
- 50 - Ranch Reining – Adult W/J
- 51 - Ranch Reining – Youth
- 52 - Ranch Reining - Adult

DEPT 02: YOUTH SADDLE HORSES SECTIONS & CLASSES

All horses and exhibitors must follow the signs to the designated HORSE ENTRANCE AREA on Old Schuylerville Road. Horses coming in for the day of show and not staying in the barn for the week, do not have access to stalls. **NO STALLIONS.**

Youth Horse Show Schedule:

Tuesday @ 4:30 pm: Youth Dressage Show


Thursday @ 11:00 am: Youth English Show

Thursday @ 6:00 pm: Youth Gymkhana

Friday @11:00 am: Youth Western Show

Check all of your entries for accuracy as you are responsible for your completed entry form. All exhibitors are expected to read and understand all Health Requirements & Show Rules. Submission of an entry form for the show implies the exhibitor has read and will comply with all Health Requirements & Show Rules as contained herein.

Entry Fee & Eligibility	<p>No entry fee for any of the Youth Saddle Horse Sections.</p> <ol style="list-style-type: none"> 1. All Youth Exhibitors must be residents of Washington County, attending a school in Washington County, or be a member of the following Washington County Youth Organizations: 4-H, FFA, or Scouts. 2. Youth Exhibitors must be 5 yrs. of age by December 1, 2025 and under 19 yrs of age as of January 1, 2025.
Eligibility for Horses to Stay on the Fairgrounds for the Week of the Fair	<ol style="list-style-type: none"> 1. Only YOUTH exhibitor horses may stay on the Fairgrounds for the week of the Fair. Stalls are limited to one(1) horse per youth exhibitor. 2. A Stall Request Form must be completed (hard copy or online) and turned in with completed Entry Form. 3. Exhibitors whose horses are staying in the horse tent for the week must enter STABLE MANAGEMENT and participate in the Stable Management/ Herdsmanship for the week. See definition on Pg. 32. 4. Exhibitors whose Horses are staying in the Horse Tent for the week must enter and show in their respective Youth Classes and enter and participate in Stable Management. <p>ALL Youth are encouraged to enter several sections in the Youth Saddle Horse Dept especially if they plan on staying on the fairgrounds for the week.</p> <ul style="list-style-type: none"> • All youth exhibitors entering the Youth English or Youth Western shows must enter and show in their respective Fitting & Showmanship class and at least one riding class. Horses in this class are to be shown in Halter with Lead. If the exhibitor enters, but does not show in their classes they will not be eligible to stay in the horse tent the following year. <p style="text-align: center;">OR</p> <ul style="list-style-type: none"> • Youth exhibitors entering only the Dressage Division must enter and show in at least one class. If the exhibitor enters, but does not show in their classes they will not be eligible to stay in the horse tent the following year. <p style="text-align: center;">OR</p> <ul style="list-style-type: none"> • Youth exhibitors entering only the Youth Gymkhana Division must enter and show in at least two riding classes. If the exhibitor enters, but does not show in their classes they will not be eligible to stay in the horse tent the following year. <p>5. All Youth Exhibitors must be PRE-ENTERED to participate in the YOUTH HORSE SHOWS.</p> <ol style="list-style-type: none"> 6. Horses must meet a minimum Body Condition Score performed by an Equine Vet Sunday 4:00 pm - 6:00pm or Monday 9:00 am - 11:00 am at Vet Check. If the horse does not meet the minimum Body Condition Score - your horse will be sent home. However, you will still be able to truck in the horse for the day(s) of the show that you have pre-entered. 7. All Exhibitors staying on the grounds MUST Submit a Negative Coggins with entries. It must match the horse it represents. Horses are required to have a documented Rabies vaccination which must be administered no less than 14 days prior to Sunday (Arrival to the Fair) or at the time of entry. If either of these is rejected you will be directed to take your horse home and you will not be able to show the horse for the week of the fair. 8. Dismissal time on Sunday at 9:30 pm. NO horses will be allowed to leave the tent until 9:30 pm Sunday evening & only after their stall & tack stall have been stripped completely & approved by

	the Barn Superintendent.
ARRIVAL & VET CHECK 	<p><u>HORSES STAYING ON THE GROUNDS FOR THE WEEK will be VET CHECKED OFF the TRAILER in the HORSE EVENTS PARKING LOT!</u></p> <ul style="list-style-type: none"> • YOU NEED THE FOLLOWING Ready to present to attendants: <ol style="list-style-type: none"> 1) A Negative Coggins (EIA TEST). The Sample must be collected on or after January 1, 2024. 2) A Rabies Vaccine Certificate (can be on the Coggins and clearly signed or separate). 3) NEW for 2025: A Copy of your Coggins MUST be sent in with ALL PRE-ENTRIES! <p>The Washington County Fair REQUIRES that the Rabies Vaccination be administered at least 14 days prior to arrival on the fairgrounds and not more than 365 days prior to the arrival on the fairgrounds (universal last day to get rabies vaccination is August 3, 2025 for Fair)</p> <p>ARRIVAL of HORSES staying on the fairgrounds for the Week:</p> <ul style="list-style-type: none"> • HORSES may arrive on SUNDAY starting at 4 pm and ending at 6 pm and MONDAY starting at 9 am and ending at 11 am. • Horses will be asked to be taken off the trailers to be compared to their Coggins & to be evaluated by an equine Vet for their Body Condition Score. Once approved, they can be walked over to the horse tent or reloaded and driven over to the horse tent to be stalled. • If the Minimum Body Condition Score is not met, the horse will be sent home. The horse will not be able to stay on the fairgrounds for the week. However, the Horse & Rider will still be able to truck in for the shows entered.
Truck - In Exhibitors Arrival & Dismissal	<p>Horses trucking-in for the day are to enter at the identified HORSE EVENT entry on Old Schuylerville Road. Stop at the Gate and the Attendant will give you your Exhibitor Packet. There is NO Charge to The rider(s) and driver. All others will be charged the regular daily entry fee (\$15.00).</p> <p>Once in, a person appointed by the Fair will check and record your Coggins papers and Rabies.</p> <p>Truck-In horses do not have access to stalls.</p> <p>You should arrive at least 1 hour before your show to get checked-in and settled in. You may leave at eh conclusion of your show. Please clean up around trailer and horse arena before leaving.</p>
Health Requirements	<p>Read Pages 18-29: Animal Health Requirements For Admission to New York State and County Fairs</p> <p>See Above - ARRIVAL & VET CHECK Infomation.</p>
Rules & Regulations	<ol style="list-style-type: none"> 1. YOU MUST BE PRE-ENTERED. THERE ARE NO ENTRIES THE DAY OF THE SHOW. (If you are not pre-entered, you will not be able to show.) 2. All exhibitors in the Youth Shows are required to wear a properly fitted helmet which is USPC (Pony Club) approved or ASTM/SEI approved. 3. All participants must sign the entry form which includes a liability release. Minors (under the age of 18 yrs. old) MUST HAVE A PARENT OR LEGAL GUARDIAN'S SIGNATURE ON THE ENTRY FORM. 4. Each exhibitor is responsible for knowing the rules regarding all shows and gymkhanas that they are participating in. Please read through each section. 5. Exhibitors may only enter ONE AGE DIVISION: (age is as of January 1st, of this year) <ul style="list-style-type: none"> • BEGINNER WALK/TROT/JOG: 10 years of age & under (that only walk/trot/jog; NO canter/lope or gallop. • YOUTH WALK/TROT/JOG: Youth 11 yrs old to 18 yrs old that only walk/trot/jog; NO canter/lope or gallop.. • JUNIOR: Riders 13 yrs. old & under (that walk, trot/jog, canter/lope, & gallop) • SENIOR: Riders 14 yrs. old to 18 yrs. old (that walk, trot/jog, canter/lope, & gallop) 6. Classes may be divided or combined at the discretion of the show superintendent. 7. Slip-on spurs are NOT permitted. 8. The Judge or Show Superintendent may dismiss any exhibitor from the ring, if in their opinion the horse is lame, unmanageable, or the exhibitor displays poor sportsmanship. 9. On show day, exhibitors bringing in horses are to enter the grounds off Old Schuylerville Road and enter through the HORSE EVENTS PARKING area. 10. NO CELL PHONE USAGE WHILE MOUNTED ON A HORSE.
DISMISSAL OF	HORSES STAYING ON THE GROUNDS FOR THE WEEK WILL NOT BE ALLOWED TO LEAVE THE HORSE TENT

HORSES STAYING IN THE YOUTH HORSE TENT	<p>UNTIL 9:30 pm SUNDAY EVENING. All Stalls must be cleaned by the exhibitor and then checked by the Barn Superintendent before leaving (this includes tack and feed stall).</p> <p>NOTE: All displays, exhibits and animals, must remain in place in their appropriate exhibit building, their show rings, wash areas, milking parlor, or taking part in their respective event or activity until the close of Fair. EXCEPTIONS: those being exhibited at NY State Fair, yearling and aged rams, and those approved by the NYS Veterinarian for health concerns. Forfeiture of premiums and future exhibitions may result from violating this rule.</p>
---	--

Description of what is being judged in Horse Show Classes:

Fitting & Showmanship Classes: In these classes, the horse is shown in halter. The exhibitors are judged on how well they present their horse to the judge while performing a specific pattern. The ideal performance in this class is an exhibitor who is poised, confident, and neatly attired and an exhibitor and horse that quickly and efficiently perform the pattern promptly, smoothly, and precisely.

Equitation Classes: In these classes, the rider is being judged on position in motion, position of hands, and basic position. In general, the rider should have a workmanlike appearance, seat and hands should be light and supple conveying the impression of complete control should an emergency arise.

Pleasure Classes: In these classes, the horse is being judged on how it provides a pleasurable ride. To this end they are to perform all three gaits (walk, trot/jog, and canter/lope) in both directions and stopping and backing in a relaxed comfortable manner. Horses are judged on their manner of going, responsiveness to the rider's direction and smoothness of transitions between gaits.

Project Horse Classes: In these classes, 60% is judged on performance of horse and rider and 40% is judged on the knowledge the rider has. Often the judge will ask horse related educational questions of the rider.

Trail Classes: Trail classes are judged on the performance of the horse over obstacles with the emphasis on manners and responsiveness to the rider and the quality of movement.

Points for All Youth Horse Shows:	Blue = 20 pts	Red = 15 pts	White = 10 pts
-----------------------------------	---------------	--------------	----------------

DEPT 02: YOUTH SADDLE HORSES

SECTION 01: DRESSAGE

Check all of your entries for accuracy as you are responsible for your completed entry form. All exhibitors are expected to read and understand all Health Requirements & Show Rules. Submission of an entry form for the show implies the exhibitor has read and will comply with all Health Requirements & Show Rules as contained herein.

Superintendent	Julia Houser Julia.Houser0@gmail.com
Arrival & Dismissal	If trucking in for the day, you should arrive at least 1 hour before the start of the show to get checked in and settled in. You may leave at the end of the show. We ask that you clean up around your trailer and the horse arena.
Show Day & Time	Tuesday @ 4:30 pm. <ul style="list-style-type: none"> You will be given individual ride times. Please check the schedule and be ready at your scheduled time. Please be sure your tack is correct for the discipline you are riding. If you are not sure, please contact the Superintendent. Please show at the level at which you are most comfortable.
Rules & Regulations	<ol style="list-style-type: none"> ONLY SNAFFLE BITS ARE ACCEPTED. Each exhibitor may ride 2 English Tests and 2 Western Tests and a musical ride for each seat (for a total of 6 rides). ALL TESTS ARE TO BE MEMORIZED. All tests will be ridden in a 20 meter by 40 meter arena (Small Dressage Arena). Tests are available at: www.usdf.org/competitions/competitors/tests.asp and www.westerndressageassociation.org/wdaa-tests The superintendent reserves the right to change the level of the exhibitor rider. Ride Times will be posted. Be ready and plan accordingly. Contact the Superintendent with any questions. No cell phone usage while mounted on a horse.

SECTION 01: DRESSAGE

CLASSES:

01 - 2023 USDF Introductory Level - Test A

02 - 2023 USDF Introductory Level - Test B

03 - 2023 USDF Introductory Level - Test C

04 - 2023 USEF Training Level Test 1

05 - 2023 USEF Training Level Test 2

06 - 2023 USEF Training Level Test 3

07 - English Freestyle Training Level (musical)

08 - WDAA2022 Western Dressage Introductory Level Test 1

09 - WDAA2022 Western Dressage Introductory Level Test 2

10 - WDAA2022 Western Dressage Introductory Level Test 3

11 - WDAA2022 Western Dressage Introductory Level Test 4

12 - WDAA2022 Western Dressage Basic Level Test 1

13 - WDAA2022 Western Dressage Basic Level Test 2

14 - WDAA2022 Western Dressage Basic Level Test 3

15 - WDAA2022 Western Dressage Basic Level Test 4

16 - Western Freestyle Basic Level (musical)

What is Dressage?

“Dressage, as defined by the International Equestrian Federation, is “the highest expression of horse training.”

For the purpose of training, a form of dressage is used by all riders, regardless of their chosen discipline.

The Key fundamentals of dressage are to develop a horse’s natural athletic ability, strength, and suppleness, rideability, and willingness to perform under saddle as a riding horse. A horse that has been properly trained responds quickly and actively to even the lightest aids given by the rider. When done correctly, this may seem almost imperceivable to the spectator.

For the rider, the purpose of dressage is to become a well-balanced, well-rounded equestrian with a good feeling and understanding of their mount. Therefore, they should communicate and work together with their horse within the horse’s natural gaits and movements. Together with their horse, the rider should work toward achieving whichever goals have been set out in a relaxed and harmonious way.” As stated by Anrie Diedericks from [EquestrianSpace](#).

SECTION 02: YOUTH ENGLISH HORSE SHOW

Check all of your entries for accuracy as you are responsible for your completed entry form. All exhibitors are expected to read and understand all Health Requirements & Show Rules. Submission of an entry form for the show implies the exhibitor has read and will comply with all Health Requirements & Show Rules as contained herein.

Superintendents	Joan Harris: jharris0257@yahoo.com and Lorraine Forcier: lorfor20@gmail.com
Show Day & Time	Thursday @ 11:00 am.
Rules & Regulations	<ol style="list-style-type: none"> 1. AQHA Rules will be used as the guidelines for this show. 2. Dropped Nosebands, martingales, mechanical hackamores, draw reins, or other illegal equipment as specified in the show rule book will not be allowed while showing. 3. Slip-on spurs are NOT permitted. 4. Fitting & Showmanship is MANDATORY FOR ALL PARTICIPANTS. Horses or ponies are to be shown in a HALTER. Exhibitors will be asked to pose, walk, and trot. Cleanliness and general condition of the horse, the manners of the horse and the handler, and proper leading and turning techniques will be judged using the traditional method. 5. The following classes will be counted for the Day End Champion & Reserve Champion Awards of each Age Division. They will be assigned an * in the Class List. <ul style="list-style-type: none"> • Fitting & Showmanship • Equitation Classes - the rider is being judged • Pleasure Classes - the horse is being judged • Project Horse Classes - 60% judged on performance & 40% judged on knowledge. • Trail Classes - Patterns to be posted outside the course - complete between 11am - 2 pm. 6. Exhibitors may only enter ONE AGE DIVISION: (age is as of January 1st, of this year) <ul style="list-style-type: none"> • BEGINNER WALK/TROT/JOG: 10 years of age & under that only walk, trot/jog; no canter/lope or gallop. • YOUTH WALK/TROT/JOG: Youth 11 yrs old to 18 yrs old that only walk, trot/jog; NO canter/lope or gallop. • JUNIOR: Riders 13 yrs. old & under (that walk, trot/jog, canter/lope, & gallop) • SENIOR: Riders 14 yrs. old to 18 yrs. old (that can walk, trot/jog, canter/lope, & gallop). <p style="text-align: center;">THERE IS NO CELL PHONE USAGE WHILE MOUNTED ON A HORSE.</p>

CLASSES:

- *01 -Fitting & Showmanship - Beginner Walk/Trot
- *02 -Fitting & Showmanship - Youth Walk/Trot
- *03 -Fitting & Showmanship - Junior
- *04 -Fitting & Showmanship - Senior

~Grand Champion & Reserve Grand Champion Showman will be awarded.

- *05 -English Equitation - Beginner Walk/Trot
- *06 -English Equitation - Youth Walk/Trot
- *07 -English Equitation Junior
- *08 -English Equitation - Senior
- *09 -English Pleasure - Beginner Walk/Trot
- *10 -English Pleasure - Youth Walk/Trot
- *11 -English Pleasure - Junior
- *12 -English Pleasure - Senior
- *13 -English Trail - Beginner Walk/Trot
- *14 -English Trail - Youth Walk/Trot

- *15 -English Trail - Junior
- *16 -English Trail - Senior
- *17 -English Project Horse - Beginner Walk/Trot
- *18 -English Project Horse - Youth Walk/Trot
- *19 -English Project Horse - Junior
- *20 -English Project Horse - Senior
- 21 -English Command - Beginner Walk/Trot
- 22 -English Command - Youth Walk/Trot
- 23 -English Command - Junior
- 24 -English Command - Senior

25 -English Pairs - Walk/Trot only. Open to all

26 -English Road Hack - Walk/Trot and extended Trot only (NO Juniors or Seniors)

27 -English Road Hack - Walk/Trot/Canter -will be asked to perform all gaits

28 -Fun Class - **Beginners only** (This class does not qualify for staying in the horse tent for the week)

29 -Costume Class - must be created by the exhibitor. Provide a short descriptive paragraph about your costume to be read during the class. (This class does not qualify for staying in the horse tent for the week.)

SECTION 03: YOUTH GYMKHANA

Check all of your entries for accuracy as you are responsible for your completed entry form. All exhibitors are expected to read and understand all Health Requirements & Show Rules. Submission of an entry form for the show implies the exhibitor has read and will comply with all Health & Show Rules as contained herein.

Superintendents	Scott Keyes 518-796-1079 email: scottkeyes76@gmail.com Meghan Mattison 518-879-8108 email: grazinacresfarm@gmail.com
Show Day & Time	Thursday @ 6:00 pm. Check-In is to be done by 5:15 pm
Rules & Regulations	<ol style="list-style-type: none"> 1. Riders must present the original Coggins & Rabies certificate when entering the fairgrounds. Reminder: the sample collection date of the Coggins must be on or before January 1, 2024. Rabies vaccination must be within 14 days before arriving on the fairgrounds and not more than 365 days before arriving on the fairgrounds. (Last day for Rabies Vaccination is August 3, 2025) 2. Exhibitor's age will be computed as of January 1st of this year. 3. NO WHIPS, CROPS, OR BATS ALLOWED. 4. Blunt rowelled or unrowelled spurs are allowed. NO SLIP-ON SPURS ARE ALLOWED. 5. Five Second penalties will be given for the following: knocking down one barrel, pole, stake, or any piece of equipment. <ul style="list-style-type: none"> • Knocking down more than one barrel, stake, etc. will result in disqualification. • It is permissible to support/steady an obstacle with hands/feet during the course of a run. 6. Disqualifications include: <ul style="list-style-type: none"> • The Rider striking the horse with a free hand, reins, or any other part of the tack or equipment. • Off course, off pattern, wrong direction if specified, etc. • Fall off the horse any time while the timer is running • Cruelty to the horse or unsportsmanlike behavior. The Show Superintendent's decision is final. • Horse is out of control or unmanageable. • Failure to have the proper helmet on or the helmet is buckled improperly upon entering the arena. • Use of prohibited items of tack or equipment. 7. Gymkhana classes require Western Saddles & Attire (Jeans, button down shirt, heeled boots, etc.) 8. NO horse can be ridden more than once in a class. 9. In the event of an electronic timer malfunction the rider will be offered a re-ride either immediately after their run, or at the end of the class. 10. No cell phone usage while mounted on a horse.

AGE DIVISIONS for YOUTH GYMKHANA: Age is as of Jan. 1st of the current year. Exhibitors may only enter ONE DIVISION.

PEE WEE: 10 yrs. old & Under

JUNIOR: 11 yrs. old - 13 yrs. old

SENIOR: 14 yrs. old - 18 yrs. old

SECTION 03: YOUTH GYMKHANA

CLASSES:

01 - Senior Stakes

02 - Junior Stakes

03 - PeeWee Stakes

04 - Senior CloverLeaf Barrels

05 - Junior CloverLeaf Barrels

06 - PeeWee CloverLeaf Barrels

07 - Senior "Speed Ball"

08 - Junior "Speed Ball"

09 - PeeWee "Speed Ball"

10 - Senior Keyhole

11 - Junior Keyhole

12 - PeeWee Keyhole

13 - Senior "Big M" Race

14 - Junior "Big M" Race

15 - PeeWee "Big M" Race

16 - Senior 3-Legged Race

17 - Junior 3-Legged Race

18 - PeeWee 3-Legged Race

SECTION 04: YOUTH WESTERN HORSE SHOW

Check all of your entries for accuracy as you are responsible for your completed entry form. All exhibitors are expected to read and understand all Health Requirements & Show Rules. Submission of an entry form for the show implies the exhibitor has read and will comply with all Health Requirements & Show Rules as contained herein.

Superintendents	Joan Harris: harris0257@yahoo.com and Lorraine Forcier: lorfor20@gmail.com
Day & Time of Show	Friday @ 11:00 am.
Rules & Regulations	<ol style="list-style-type: none"> 1. AQHA Rules will be used as the guidelines for this show. 2. Dropped Nosebands, martingales, mechanical hackamores, draw reins, or other illegal equipment as specified in the show rule book will not be allowed while showing. 3. Slip-on spurs are NOT permitted. 4. Contact the Superintendent with any questions. 5. Fitting & Showmanship is MANDATORY FOR ALL PARTICIPANTS. Horses or ponies are to be shown in a HALTER. Exhibitors will be asked to pose, walk, and trot. Cleanliness and general condition of the horse, the manners of the horse and the handler, and proper leading and turning techniques will be judged using the traditional method. 6. Youth wishing to show Mini Horses may enter the appropriate Fitting & Showmanship class and Costume class. 7. The following classes will be counted for the Day End Champion & Reserve Champion Awards of each Age Division. An asterisk * will be assigned to pointed classes that will count towards Day-End Champion. <ul style="list-style-type: none"> • Fitting & Showmanship • Equitation Classes - the rider is being judged • Pleasure Classes - the horse is being judged • Trail Classes - Patterns will be posted outside the course- to be completed between 11:00 am - 2:00 pm. • Project Horse Classes - 60% judged on performance & 40% judged on knowledge 8. Exhibitors may only enter ONE AGE DIVISION: (age is as of January 1st, of this year) <ul style="list-style-type: none"> • BEGINNER WALK/TROT/JOG: 10 years of age & under that only walk, trot/jog; NO canter/lope or gallop. • YOUTH WALK/TROT/JOG: Youth 11 yrs old to 18 yrs old that only walk, trot/jog; NO canter/lope or gallop. • JUNIOR: Riders 13 yrs. old & under (that walk, trot/jog, canter/lope, & gallop) • SENIOR: Riders 14 yrs. old to 18 yrs. old (that walk, trot/jog, canter/lope, & gallop) 9. No cell phone usage while mounted on a horse.

CLASSES:

*01 -Fitting & Showmanship - Beginner Walk/Jog

*02 -Fitting & Showmanship - Youth Walk/Jog

*03 -Fitting & Showmanship - Junior

*04 -Fitting & Showmanship - Senior

~Champion & Reserve Champion Showman will be awarded~

*05 -Western Equitation - Beginner Walk/Jog

*06 -Western Equitation - Youth Walk/Jog

*07 -Western Equitation - Junior

*08 -Western Equitation - Senior

*09 -Western Pleasure - Beginner Walk/Jog

*10 -Western Pleasure - Youth Walk/Jog

*11 -Western Pleasure - Junior

*12 -Western Pleasure - Senior

*13 -Western Trail - Beginner Walk/Jog

*14 -Western Trail - Youth Walk/Jog

*15 -Western Trail - Junior

*16 -Western Trail - Senior

*17 -Western Project Horse - Beginner Walk/Jog

*18 -Western Project Horse - Youth Walk/Jog

*19 -Western Project Horse - Junior

*20 -Western Project Horse - Senior

21 -Western Command - Beginner Walk/Jog

22 -Western Command - Youth Walk/Jog

23 -Western Command - Junior

24 - Western Command - Senior

25 -Western Pairs - Walk/Jog only. Open to all

26 -Western Road Hack - Walk/Jog and extended Jog only (NO Juniors or Seniors)

27 -Western Road Hack - Walk/Jog/Lope & Gallop -will be asked to perform all gaits

28 -Fun Class - Beginners only (This class does not qualify for staying in the horse tent for the week)

29 -Costume Class - must be created by the exhibitor. Provide a short descriptive paragraph about your costume to be read during the class. (This class does not qualify for staying in the horse tent for the week.)

SECTION 05: STABLE MANAGEMENT

CLASS: 01 Stable Management - ALL youth staying in the tent for the week MUST ENTER

Youth Saddle Horse Tent Supt	Mike Bentzen: Bentzenfarm@gmail.com (in charge of Stable Management/Herdsmanship in the Horse Barn and Barn operations & procedures)
Stable Management	See pg. 32 for details and the Barn Supt will give you details and expectations at your Barn Meeting.
Barn & Exercise Area	<ol style="list-style-type: none">1. Only horses assigned a stall will be allowed in the barn/tent area.2. All Stall Request Forms must be submitted with the Entry Form and by Entry Deadlines.3. Stalls will be reserved on a first come, first served basis.4. Stalls will be assigned by the Youth Barn Superintendent and are not to be changed by anyone else.5. Exhibitors are responsible for providing their own feed and bedding as well feed, water pails, hay bags and cleaning tools (such as pitch forks, shovels, rakes, and wheelbarrows, etc).6. Exhibitors are personally responsible for their tack and equipment.7. Cooperation from exhibitors is requested to ensure the safety of all.8. Exercising of horses will ONLY be allowed in the DESIGNATED AREAS.9. Any Exhibitor who shows evidence of unethical practices will be dismissed.10. NO RIDING DOUBLE AT ANY TIME.11. HORSES with a tendency to kick other horses or people MUST WEAR A RED RIBBON IN ITS TAIL AT ALL TIME WHEN OUTSIDE OF ITS STALL.12. Horses must NOT be left unattended outside of their stall.13. Horses may NOT be mounted in the tent.14. All exhibitors should pick up the manure their horse leaves in and around the tent and the horse arena.15. At the conclusion of the Week, the Barn/Tent Supt will turn in the list of Exhibitors staying in the Tent for the week with their Final Herdsmanship Scores and their Final Results: those that had Excellent Scores will receive a BLUE Ribbon, those that had Good Score will receive a RED Ribbon, and those that had Worthy Scores will receive a WHITE Ribbon (and the corresponding points will be awarded for the exhibitor to receive their monetary award for Herdsmanship). <p>* *The Barn/tent Supt. will make the decision on the division of Excellent, Good, and Worthy scores and submit a report of those divisions and exhibitors' scores/Ribbon by 4pm Sunday (last day) to the Entry Office. Points for Youth Herdsmanship: Blue = 30 pts Red = 15 pts White = 0 pts</p>

DEPT 03: WASHINGTON COUNTY FAIR OXEN VERSATILITY CHALLENGE

Check all of your entries for accuracy as you are responsible for your completed entry form. All exhibitors are expected to read and understand all Health Requirements and Show Rules. Submission of an entry form for the show implies the exhibitor has read and will comply with all Health Requirements and Show Rules as contained herein.

SECTION 01: WASHINGTON COUNTY FAIR OXEN VERSATILITY CHALLENGE

Tuesday, August 19, 2025 at 11 am

Show Superintendent: Dale Hall

(518-526-8148) Oxfamily1@juno.com

This challenge will be truck-in on the day of the show, with the exception of our "Educational Team Display".

This show is open to residents and non-residents of Washington County, NY.
Oxen will enter the fairgrounds through the Horse Events Entrance and park accordingly.
All cattle may leave at the conclusion of their show.

**Entry Fees: Pre-Entry online \$5.00, Day of Show \$6.00.
Incentives will be provided for all Teamsters that attend.**

Premiums for both adult and junior (youth) classes: 1st - \$50.00 2nd - \$35.00 3rd - \$30.00 4th - \$25.0 5th - \$20.00

CLASSES:

01 - 4- Wheel Wagon - Adult

02 - 4-Wheel Wagon - Youth

03 - Log Skid - Adult

04 - Log Skid - Youth

05 - Single Ox Ground Drive Obstacle - Adult (limit 1 Entry Per Teamster)

06 - Single Ox Ground Drive Obstacle - Youth (limit 1 Entry Per Teamster)

Teamster of the Day Award - Adult - \$25.00 & Ribbon

Teamster of the Day Award - Youth - \$25.00 & Ribbon

Animal Health Requirements

Please refer to Animal Health Requirements For Admission to New York State and County Fairs in our Exhibitors' Handbook pages 19-29.

- A CVI with animals appropriately identified (840 RFIDs are REQUIRED for identification for the 2025 fair).
- A Rabies vaccination is required for all cattle 4 months of age and older and Washington county Fair requires that it be done at least 14 days prior to the arrival on the fairgrounds, but not more than 365 days prior to arrival on the Fairgrounds.
- Cattle must be negative to an approved test appropriate to detect BVD-PI.
- Cattle must be vaccinated against Bovine Respiratory Disease Complex.

Please refer to your local veterinarian with any questions.

DEPT 04: OPEN REGISTERED DAIRY CATTLE
DEPT 05: YOUTH REGISTERED DAIRY CATTLE

~ALL YOUTH EXHIBITORS ARE REQUIRED TO SIGN UP FOR & PARTICIPATE IN SHOWMANSHIP~

Check all of your entries for accuracy as you are responsible for your completed entry form. All exhibitors are expected to read and understand all Health Requirements and Show Rules & Regulations. Submission of an entry form for the show implies the exhibitor has read and will comply with all Health Requirements and Show Rules as contained herein.

Show Superintendents	Open Show: Ruth McCuin 518-424-6707 Youth Show: Cassie Fedler 518-796-1877
Barn Superintendents	Open Barns: Diane Smith 518-747-6182 Youth Barn: Lori Hoyt 518-632-5251 (in charge of Herdsmanship in the Youth Dairy Barn)
Event Organizers	Best Dressed Calf: Rachel Rowland Little Britches & Over-the-Hill Showmanship: Margaret Brownell Judging Contest: Kaylah Gulley Youth Fitting Contest: Lori Benson 518-744-7945 Open Dairy & Beef Herdsmanship: Amy Mattison 518-879-4697 (ammamholst@gmail.com)
Entry Fees	Open classes: \$3.00/class Youth Classes: NO fee
Health Requirements	Read Pgs 19-29: Animal Health Requirements For Admission to New York State and County Fairs.
YOUTH ONLY Non-Ownership Papers	4-H & Dairy Youth Show Exhibitors for NY State Fair & Washington County Fair are allowed two (2) non-owned dairy animals of which both can be shown at the Washington County Fair and the NY State Fair if they have met all of the qualifications. Dual designation of the animal(s) is not permitted. Non-ownership certificates (Lease Animal Agreement) are available from the Washington County Cornell Cooperative Extension Office in Fort Edward & the completed paperwork is due to the Cornell Cooperative Extension Office <u>by 4:30 pm, MAY 31st.</u>
Required Paperwork Due w/Entries	1. A Completed Entry Form w/Payment 2. A Completed Stall Request for each species entered. 3. A Completed Camper Application w/Payment.
Cattle Exhibitors Meetings	Dairy Exhibitors Meeting, 8/18/25 @ 8pm in the Dairy Show Tent. Dairy & Beef Cattle Exhibitors Meeting, Sunday 8/24/25 @ 1:00pm in the Beef Show Ring. Cattle Committee Meeting, 9/24/25 @ 7:30 pm in the Fair Office.
Stall Request	-Superintendents will try to honor stall requests in placing animals; however, due to space limitations exhibitors may not get the location requested. Superintendents may use other livestock barns. -For the Online Stall Request, please submit 1 Stall Request per species of animal. -Stall Assignment information will be available after 9am Wednesday before the Fair - No one other than the Barn Superintendent may make changes in the assignments. *The Fair reserves the right to reject entries after capacity has been reached.*

<p>Ownership</p>	<p>-OWNERSHIP OF YOUTH LIVESTOCK must be by the date of JUNE 15th of the current year.</p> <p>-Youth Livestock Exhibitors that own their animals must register animals in their name (not the farm name) for Youth Show Exhibition.</p> <p>-All Youth exhibitors that have Non-Owned (leased) Animals must have filed their appropriate paperwork to the Cornell Cooperative Extension Office before 4:30 pm in May 31st.</p> <p style="text-align: center;">~New for 2025~</p> <ol style="list-style-type: none"> 1) 4-H & Dairy Youth Show Exhibitors for NY State Fair & Washington County Fair are allowed two (2) non-owned dairy animals of which both can be shown at the Washington County Fair and the NY State Fair if they have met all of the qualifications. Dual designation of the animal(s) is not permitted. 2) Dual ownership with Youth & Syndicates are NOT allowed, with the exception of Dairy Cattle. 3) NEW EXCEPTION: Dual ownership between siblings will be allowed as long as all of the following criteria are met: (These rules are for both the Washington County Fair & NY State Fair, except for where stated) <ol style="list-style-type: none"> a) They are bona fide siblings: sister, brother, step-sister/brother, half-sister/brother, adopted. b) For Washington County Fair: All siblings on the registration paper of the animal(s) must fulfill Washington County Fair Eligibility Requirements including age requirements. See page 6. c) For NY State Fair: All siblings on the registration paper of the animal(s) must be of 4-H age and are regular members (of a 4-H Club) as of Jan. 1st of the current year. Cloverbuds are NOT eligible. Entries entered through FFA or endorsed by a breed organization representative will need to follow 4-H rules on age and for the Dairy Youth Show. d) One sibling has to designate the animal as their project animal for the project year by June 15th of the current year by filing and completing the animal identification form. e) Completed animal identification form(s) needs to be filed with the appropriate organization (4-H Extension, FFA, or Breed Organization) to state youth designation by June 15th. A copy of this form also needs to accompany the State Fair Dairy Youth Entry Form being mailed to DAIRY YOUTH SUPERINTENDENT along with the other required documents stated on the Entry Form. f) Designation cannot change during the program year and the animal must be shown and exhibited by the designated sibling. g) Bred & Owned recognition can be given to the designated youth as long as dual ownership is a current and legal partnership filed with the breed organization. 6) No Cattle may be entered or shown with papers pending. 7) All animals shown in the NYS Fair Youth Show must be registered by the Breed Organization of that animal. <p>-OWNERSHIP OF OPEN CLASS LIVESTOCK must be by the date of JULY 15th of the current year.</p> <p>Open class exhibitors must be residents of Washington County. In the case of joint or multiple ownership - all owners must reside in Washington County by July 15th of the current year.</p> <p style="text-align: center;">The Transfer Date will be used to determine ownership, not the issue date on the Registration Paper.</p> <p style="text-align: center;">~NO PAPERS PENDING~</p>
-------------------------	--

<p>VET CHECK OFF the TRAILER</p>	<p><u>BEEF CATTLE, DAIRY CATTLE, GOATS, SHEEP, AND SWINE ARRIVAL:</u></p> <ul style="list-style-type: none"> • VET CHECKS WILL TAKE PLACE OFF THE TRAILERS. The Main Entrance will be off of Route 29. The Old Schuylerville Road entrance is still available to use - stay on identified path. • UPDATES WILL BE GIVEN ONLINE, ON OUR WEBSITE & THROUGH EMAILS. PLEASE READ. • <u>ARRIVALS</u> WILL TAKE PLACE ON SUNDAY starting at 9 am and ending at 7 pm and • MONDAY starting at 9 am and ending at 4 pm. • REMINDER: ALL ANIMALS ARE TO BE IN PLACE BY 5 PM MONDAY. • MUST FOLLOW THE TRAFFIC PATTERN PROVIDED ON PAGE 30 of this Handbook. • NOTE: ALL TRUCK DRIVERS OR EXHIBITORS/EXHIBITOR REPRESENTATIVES MUST HAVE ALL OF THE REQUIRED HEALTH PAPERS FOR THE ANIMALS ON THE TRUCK AT THE TIME OF VET CHECK. <p>IT WOULD BE BEST TO HAVE THE EXHIBITORS/EXHIBITOR REPRESENTATIVES PRESENT TO ASSIST IN IDENTIFYING ANIMALS & UNLOADING.</p> <p>-All cattle are to be in place by 5:00 pm Monday, Opening Day of the Fair and must remain until 9:30 pm the following Sunday. For the safety of the animals, people, and vehicles, cattle may not leave earlier unless the appropriate paperwork has been approved by the NY State Vet and filed with the Entry Office.</p> <p>-Placement of straw/hay and other supplies must allow for ventilation and wheelchair/stroller passage.</p> <p>-Cattle coming in on Sunday need to have an attendant at all times.</p> <p>-Use the one-way traffic pattern when bringing in supplies to the Fair. See map on the inside front cover of this Exhibitors' Handbook.</p> <p>-Exhibitors are to pick up their Exhibitor Envelopes in the Entry Office during the following Days:</p> <ul style="list-style-type: none"> • Saturday before Fair: 9am - 6pm • Sunday before Fair: 9am - 7pm • Monday of Fair: 9am - 5pm <p>-EXHIBITOR FOLDERS INCLUDE: Exhibitor Entry List (needed for Check-In), Show Numbers, appropriate # of Day-Passes, 2 Vehicle Hang Tags, other pertinent paperwork for Fair Week.</p>
<p>CHECK-IN PLEASE READ</p>	<p>CHECK-IN will take place Sunday from 3:00pm - 6:00pm & Monday from 3:00 pm - 6:00 pm in the Dairy Show Tent. Dairy Exhibitors will be able to check-in once their animals have arrived & have been approved by the State Vets to be on the fairgrounds. You will need Your Registration Papers & Your Exhibitors Entry List. The Entry Office would like the check-in process to be complete by 6:00pm.</p> <p>*YOU MUST BRING THE FOLLOWING TO CHECK-IN:</p> <ol style="list-style-type: none"> 1) ORIGINAL Registration Papers (checking for ownership, dates, & Entry Issues to verify that correct animals have been entered in correct classes) 2) EXHIBITOR ENTRY LIST in Exhibitor Envelope ~ to be picked up from the Entry Office Saturday, Sunday, or Monday (See hours above). Having your scratches already marked on your copy of the Entry Lists will make the process go more efficiently. (cross off the entry #) <p>If class adjustments need to be made they will be done at this time as well as post entries of Group Classes (which MUST be paid for at this time). The person/farm making the entry will receive the premium. Once complete the exhibitor will sign off stating the entries and scratches are accurate. The scratches will not appear in the Judge's Book or Show Program.</p>
<p>Dismissal</p>	<p>NO DAIRY CATTLE ARE TO LEAVE THEIR BARN UNTIL 9:30 pm Sunday night, using the designated Dismissal Paths that can be found in Exhibitor Envelope. Gates for vehicle traffic will open @ 10:00 pm.</p> <p>NOTE: All displays, exhibits and animals, must remain in place in their appropriate exhibit building, their show rings, wash areas, milking parlor, or taking part in their respective event or activity until the close of Fair at 9:30 pm.</p> <p>EXCEPTIONS: those being exhibited at NY State Fair, yearling and aged rams, and those approved by the NYS Veterinarian for health concerns. Forfeiture of premiums and future exhibitions may result from violating this rule.</p>

It is the Exhibitor's responsibility to ensure that all cattle are clearly identified & the CVI is accurate. The CVI must include the species, age, sex, breed and owner's name, address, telephone number, vaccine manufacturer, date of vaccination, expiration date, veterinarian's signature, address & license number. Please check your CVI's for this information when it comes back to you. If there is an error, the earlier it is caught, the more time you have to get it corrected.

Please check your paperwork before you load cattle for the Fair.

You must send your paperwork along with the truck driver this year (and/or a representative of the exhibit of animals must also be present in order to identify animals correctly & to help with unloading) as cattle will be Vet Checked off the trailers!!!

DEPT. 04: OPEN REGISTERED DAIRY CATTLE

DEPT. 05: YOUTH REGISTERED DAIRY CATTLE

All animals in the Cattle Department must be registered & accompanied by their original registration papers as registration papers are the final proof of ownership. All original registration papers and health papers are to be brought to the fair and remain with the animal(s) for the duration of the week. Health papers will be checked during Vet Check which will take place off the trailers.

Rules & Regulations	<ol style="list-style-type: none">1. A Dairy & Beef Cattle Exhibitor Information Sheet will also be included in your Exhibitor Envelope. Please read it and be familiar with the information.2. Exhibitors are responsible for keeping their animals under control, regardless of who handles them.3. Exhibitors of herds or a representative must be present at all times.4. Exhibitor harnesses are required to be used during the shows.5. Only 1 exhibitor is allowed in the ring with an animal with the exception of group classes.6. All animals MUST BE entered & shown in single classes in order to compete in group classes.7. Post entries will be allowed for Group Classes only. If you wish to POST ENTER a Group Class, it must be done at Check-In and the fee is to be paid at that time. The person/farm making the entry will receive the premium.8. Exhibitors are to follow designated Animal Paths when moving animals to & from barns, wash racks, & show arenas.9. New Cattle Path for Dairy & Beef Cattle going to the Beef Show Tent from Barns 4, 5, 6, 7: ~Exhibitors w/Cattle will enter the New Cattle Path at Inner Gate C that continues behind Barn 9, Barn 10, Swine Barn, & Poultry Barn to the Beef Show Tent holding area. New Cattle Path for Dairy & Beef Cattle going to the Beef Show Tent from Barns 1, 2, & 3: ~Exhibitors w/Cattle will enter the South side of Barn 10, walking to the backside, entering the Cattle path Behind Barn 10, Swine Barn, & Poultry Barn to the Beef Show Tent holding area.10. You must supply your own water tubs.11. Superintendents try to honor all stall requests in placing animals; however, due to space limitations exhibitors may not get their requested place.12. External application of cosmetics that affect the appearance of the animal may be used AFTER Health/Vet Check-In.13. For any animal that needs to leave the Fairgrounds before the conclusion of the Fair, the Exhibitor MUST inform the BARN Superintendent who then needs to inform the Entry Office who will then contact the State Vet who is required to evaluate the animal before it leaves the grounds. Then the BARN Superintendent & State Vet MUST complete the appropriate paperwork before the animal leaves (as per NYS Ag & Markets) and file it in the Entry Office.14. For livestock leaving for NY State Fair:<ul style="list-style-type: none">• Exhibitors who have entered livestock at the NY State Fair must have a Release Form properly filled out (available in the Entry Office). The Form must be signed by the Owner, Dept. Supt., NY State Ag. & Markets Vet/Technician, Entry Office Secretary. This form must be filed in the Entry Office. You should inform your BARN Supt. on or before 5:00pm Monday Opening Day of Fair and follow the above protocol.15. Complaints/Protests concerning Judging & Barn Problems:<ul style="list-style-type: none">• All protests concerning judging must be put in writing, signed, & must state clearly the complaint. It must be delivered to the Fair Office within 6 hours after the cause of the complaint/protest.• Problems or Concerns pertaining to Barns must be put in writing, signed, & must state plainly the problem/concern. These must be given to the BARN Supt. of the respective barn ASAP.
--------------------------------	---

YOUTH Show Rules & Regulations	<ol style="list-style-type: none"> 1. There is a Limit of 10 animals per exhibitor. 2. All Youth must show their own animals. In the case of two entries in a class or group classes, the exhibitor shall choose another youth (under 19 years of age) to show the other animal and must wear the exhibitor's number. The youth chosen must meet the age requirements and follow the designated dress code and notify the Show Supt. 3. Only one (1) exhibitor is allowed in the ring with an animal with the exception of group classes. 4. ALL YOUTH MUST ENTER & PARTICIPATE IN SHOWMANSHIP & SHOW THEIR OWN ANIMAL IN ORDER TO BE ELIGIBLE TO SHOW IN BREED CLASSES & RECEIVE PREMIUMS. 5. DRESS CODE FOR ALL DAIRY CLASSES: long white pants & white sleeved shirts tucked in are required for all classes. Farm names, letters, or logos are not permitted on show attire. No hats are allowed. Consequence for not following stated dress code in Dairy & Beef will be the dropping of ONE AWARD (i.e. Blue to Red, Red to White, White to NO award). Violators must correct their wardrobe before re-entering the show ring. 6. If an animal is leased, the open department entry must be made in the owner's name, residency rules apply. 7. If an animal becomes unmanageable for any reason, the Superintendent has the right to excuse the animal from the class. If an animal is excused for safety reasons, the exhibitor will be awarded the "worthy" (white) place value. 8. All exhibitors in the Youth Barn will be entered in the Herdsmanship Contest. Flagrant violators will receive warnings & persistent violators will be sent home with no premiums paid. 9. Dual ownership or syndicates are not allowed. 2025 New Exception: see page 49 for details. 10. Superintendents are NOT responsible for the exhibitors' behavior. Parents are responsible for providing supervision throughout Fair week. 11. If there is a Guide Person needed, they need to meet the dress code for respective show (ie. Dairy - Show Whites, Beef - Western Attire) 12. Youth Exhibitors of cattle who have earned a BLUE RIBBON may enter the OPEN Show by PAYING ENTRY FEE on the day of the Youth Show by 7pm Wednesday night with the exception of those youth who are leasing cattle.
Show Ring Etiquette	<ol style="list-style-type: none"> 1. The Washington County Fair follows the IAFE Code of Ethics which is included in the beginning of this Handbook. 2. Exhibitors are to be courteous to others in the show ring. 3. Exhibitors should watch and listen to directions from the judge and ring steward. 4. Exhibitors should display good sportsmanship (Spectators do not always understand the placing, but they do recognize good and poor sportsmanship). 5. Exhibitors should be at the ring in a timely manner. 6. For the YOUTH Show, Ring Attendants and Ring Stewards will be there to provide assistance if needed and will be appointed by the Show Superintendent.
Animal Care during the Week of Fair	<ol style="list-style-type: none"> 1. Exhibitors are responsible for keeping their animals under control, regardless of who handles them. 2. An attendant must be with cattle at all times during the day. Night security will patrol and check the barns at night. 3. Animal disclosure Agreement is included on your Entry Form. Please read carefully. 4. The exhibitor is responsible for feed, forage, and bedding throughout the week of the fair. 5. Exhibitors must bring their own water tub/buckets for their animals.
Display of Animals	<ol style="list-style-type: none"> 1. Farm Identification, family name and location should be visible for the public. 2. Exhibitors will participate in Herdsmanship as follows: YOUTH - All youth exhibitors in the Youth Dairy Barn and the Youth Livestock Barn will automatically be entered in this contest. The judging will take place during the week, every day 2 or 3 times a day beginning on Tuesday. Judging will occur between 9 am and 9 pm. Daily results will be posted in respective barns. (please note that this is not the parents' responsibility) OPEN - Each exhibitor will receive a packet on Monday, opening day of the fair.
Wash Rack Courtesy	<p><i>The Washington County Fair provides the wash rack facility for animal exhibitors.</i></p> <ol style="list-style-type: none"> 1. Please be respectful of the equipment. The power nozzles and hoses are expensive and are only to be used for washing animals. 2. Please scrape out any manure made by your animal by pushing it into the grates at the end. Scrapers are located in the wash rack area. Please leave them there for all to use. 3. Clean up your equipment when finished - soap, bottles, brushes, etc. Deposit empty bottles and other garbage in garbage cans that are provided. 4. Do not save spots at the wash rack. 5. Be courteous to fellow exhibitors. 6. Please give preference to animals on their show days (refer to the show schedule). 7. Please notify the Fair Office if wash rack equipment is not working properly. Equipment can only get fixed if it is reported.

Milking Parlor	<ol style="list-style-type: none"> 1. Hours of operation of the Milking Parlor will be posted on the AG. CENTER Bulletin Board. 2. Preference should be given to animals on their respective show day (refer to the schedule below). 3. BEFORE entering the Parlor, remove all teat sealants and give any injections - both of these procedures invoke too many questions from the public. 4. Please notify the Milking Parlor Attendant if you have any animals that are treated with Antibiotics or have to be treated during the week. 5. ALL TREATED or problem cows will be milked last.
Cattle & Livestock Paths	<ol style="list-style-type: none"> 1. NO livestock are to be on the midway, near food concessions, or in any public area not designated for animals. Animals must be in their appropriate exhibit building, show rings, wash areas, milking parlor, or taking part in their respective event or activity. Public Health and Biosecurity concerns prohibit animals from being taken around the Fairgrounds. 2. Please follow the designated paths when moving animals to and from barns, show rings, wash areas, and the milking parlor. Please see the map in your Exhibitor Envelope & page 2 of the Exhibitors' Handbook. 3. These paths have been designated for the safety of the public and the overall appearance (cleanliness) of our fairgrounds. 4. All exhibitors should assist in keeping these paths as clean as possible by cleaning up after their animals.

Dairy Cattle Show/Event Schedule:

Please note that show times are approximate, not exact.

Monday @ 10am: Youth Fitting Contest

Takes place in the Dairy Cattle Show Tent

Tuesday @9am: Youth Dairy Cattle Show

Ayrshire @ 9am

Brown Swiss @10am

Guernsey @11am

Holsteins @ 12 noon

Jerseys @ 4 pm

Milking Shorthorns @ 5:30pm

All Other Registered Dairy Breeds @ 6:30

Wednesday @ 9am: Youth Dairy Cattle Showmanship Show

Novice, then Regular Showmanship—Youngest to Oldest

Wednesday @ 7pm: Little Britches & Over the Hill Showmanship

Takes place in the Dairy Cattle Show Tent

Thursday: Day 1 of Open Dairy Cattle Show

Holsteins @ 9am

Guernsey @ 1pm

Milking Shorthorns @ 3pm

Other Registered Dairy Breeds @ 4pm

Friday: Day 2 of Open Dairy Cattle Show

Jerseys @ 9am

Ayrshire @ 12 noon

Brown Swiss @ 2pm

Friday: Best Dressed Calf @7pm in the Dairy Show Tent

Sunday: Dairy Judging Contest @ 11 am in the Beef Show Tent

Winners will be announced after the Cattle Exhibitors' Meeting

DEPT. 04: OPEN REGISTERED DAIRY CATTLE SECTIONS & CLASSES
DEPT. 05: YOUTH REGISTERED DAIRY CATTLE SECTIONS & CLASSES

****EACH BREED WILL HAVE A COMPLETE SHOW BEFORE MOVING TO THE NEXT BREED.****

All Dairy Breeds will follow the recommendations of national shows concerning purebred status for their appropriate breed. Consult the Show Superintendent with questions.

PDCA WILL BE FOLLOWED FOR ALL REGISTERED DAIRY CATTLE SHOWS. (Copies are available in the Entry Office)

For the SUPREME CHAMPION it will be mandatory for YOUTH to milk out, for OPEN milk out will be at the discretion of the exhibitor.

SECTION 01 - AYRSHIRE

SECTION 02 - BROWN SWISS

SECTION 03 - GUERNSEY

SECTION 04 - HOLSTEIN

SECTION 05 - JERSEY

SECTION 06 - MILKING SHORTHORN

SECTION 07 - OTHER REGISTERED DAIRY BREED

(Premiums pay out 1-10 places except for Holsteins which pays out 1-15 places except for Dry Cow and Group Classes)

Premiums for the following Open Classes:

1st -\$34.00 2nd -\$29.00 3rd -\$27.00 4th -\$25.00 5th-10th -\$23.00 Holsteins 11th - 15th - \$23.00
Points for All Youth Classes: Blue = 60 pts Red = 50 pts White = 35 pts

CLASSES: OPEN & YOUTH

- 01 - Spring Heifer Calf**—born 3/1/25—5/31/25 (at least 3 months old at show)
- 02 - Winter Heifer Calf**— born 12/1/24—2/28/25
- 03 - Fall Heifer Calf**— born 9/1/24—11/30/24
- 04 - Summer Yearling Heifer**— born 6/1/24—8/31/24
- 05 - Spring Yearling Heifer**— born 3/1/24—5/31/24
- 06 - Winter Yearling Heifer** — born 12/1/23—2/29/24
- 07 - Fall Yearling Heifer** — born 9/1/23—11/30/23 (not in milk)

Junior Champion & Reserve Junior Champion & Honorable Mention

Premiums for the following OPEN Classes:

1st -\$39.00 2nd - \$34.00 3rd - \$29.00 4th - \$27.00 5th - \$25.00 6th— 10th - \$23.00 Holsteins 11th - 15th -\$23.00

CLASSES: OPEN & YOUTH

- 08 - Milking Yearling Heifer** - born 9/1/23 - 11/30/23
- 09 - Junior 2 year old Cow** — born 3/1/23—8/31/23
- 10 - Senior 2 year old Cow** — born 9/1/22—2/28/23
- 11 - Junior 3 year old Cow**— born 3/1/22—8/31/22
- 12 - Senior 3 year old Cow** — born 9/1/21—2/28/22

Intermediate Champion & Reserve Intermediate Champion & Honorable Mention – OPEN ONLY

CLASSES: OPEN & YOUTH

- 13 - 4 year old Cow – born 9/1/20—8/31/21
14 - 5 year old Cow – born 9/1/19—8/31/20
15 - 6 year old Cow & over – born before 9/1/19

Premiums for the following OPEN Classes:	1 st - \$34.00	2 nd - \$29.00	3 rd - \$24.00	4 th - \$22.00	5 th - \$22.00
--	---------------------------	---------------------------	---------------------------	---------------------------	---------------------------

CLASSES: OPEN & YOUTH

- 16 - Dry Cow of any age - must have calved at least once but is not presently milking. Dry cows cannot be shown in any other individual class but can be shown in group classes.

*Senior Champion & Reserve Senior Champion & Honorable Mention
Grand Champion & Reserve Grand Champion & Honorable Mention*

*BEST UDDER for each breed, that has calved at least once and now in milk.
(Animals designated by Judge. Ribbon & \$32.00 for OPEN. Ribbon only for YOUTH.)
Champion Bred & Owned - Ribbon only award for each breed.*

*(These will be awarded after all Breed Classes are complete.)
All Breed Junior Champion & All Breed Reserve Junior Champion & Honorable Mention
All Breed Champion & All Breed Reserve Champion & Honorable Mention*

Premier Breeder & Premier Exhibitor : Banners will be awarded in each breed based on the following point system. The top 6 head will be counted.

	1 st	2 nd	3 rd	4 th	5 th	6 th	7 th	8 th	9 th	10 th
Sr. Female Pts:	20	18	16	14	12	10	8	6	4	2
Jr. Female Pts:	10	9	8	7	6	5	4	3	2	1

GROUP CLASSES: OPEN ONLY

- 17 - Junior Best 3 Females – must be bred by the exhibitor but not necessarily owned by the same exhibitor.
(Premiums: 1st-\$39.00 2nd-\$34.00 3rd-\$29.00 4th-\$24.00 5th-\$24.00)
- 18 - Senior Best 3 Females – 2 years old & older
– must be bred by the exhibitor but not necessarily owned by the same exhibitor.
(Premiums: 1st-\$54.00 2nd-\$48.00 3rd-\$44.00 4th-\$39.00 5th-\$34.00)
- 19 - Exhibitor Herd – four animals (2-under 2yrs & 2-over 2yrs) Owned by exhibitor
(Premiums: 1st-\$45.00 2nd-\$40.00 3rd-\$35.00 4th-\$30.00 5th-\$24.00)
- 20 - Daughter-Dam – combination of any age, not necessarily owned by the same exhibitor.
(Premiums: 1st-\$39.00 2nd-\$34.00 3rd-\$29.00 4th-\$24.00 5th-\$24.00)
- 21 - Produce of Cow - Group to consist of two(2) offspring of any age from one (1) cow.
- The two offspring do not necessarily need to be owned by the same exhibitor.
(Premiums: 1st-\$39.00 2nd-\$34.00 3rd-\$29.00 4th-\$24.00 5th-\$24.00)

YOUTH ONLY CLASS:

- 22 - Best Bred & Owned - Youth are required to make an entry for this class if wanting to participate in it.
YOUTH - one animal per youth exhibitor. Class will be judged (Ribbon & Premium)
(Exhibitor must have owned the dam. The name listed as the breeder and owner on the registration certificate must be the same).

GROUP CLASSES: YOUTH ONLY

- 23 - Exhibitor Herd – 3 females owned by the same youth exhibitor
- 24 - Daughter – Dam – a daughter-dam combination of any age, not necessarily owned by the same youth exhibitor
- 25 - Produce of Cow – group to consist of two(2) female offspring of any age from one cow; not necessarily owned by the same youth exhibitor.

SECTION 08: YOUTH SHOWMANSHIP (Wednesday @ 9am)

ALL YOUTH MUST ENTER and PARTICIPATE IN SHOWMANSHIP IN ORDER TO SHOW IN ANY OTHER CLASS.

Contests will be divided into age groups dependent on entries. **PROVIDE AGE AS OF JANUARY 1st OF THE CURRENT YEAR.** Age Classes will be posted in Barns, Show Ring & Ag. Center. Showmanship classes will begin with the Novice Class first, then Youngest to Oldest. For further information please visit the following PDCA website or contact the superintendent.

<http://www.purebreddairycattle.com/pages/Literature.php>

If a youth animal exhibitor has only one animal and the animal was sent home or was not able to come, or was rejected at Vet Check, the Youth Show Superintendent can allow the exhibitor to show another youth's animal in Showmanship only (Hardship Case).

CLASSES: (Points for Showmanship Classes: Blue = 20 pts Red = 15 pts White = 10 pts)

26 - Novice Showmanship – youth 10 & UNDER and showing for the FIRST time at the Fair.

27 - Showmanship

The Master Showman Class will consist of the 1st & 2nd place winners of each division, except Novice.

Junior Master Showman & Junior Reserve Master Showman (11 year olds & under)

Master Showman & Reserve Master Showman (12 year olds & older)

SECTION 09: SPECIAL CONTESTS (YOUTH ONLY)

CLASSES:

28 - Best Dressed Calf (Friday @7pm. Ribbon only. Post-entries allowed-SIGN UP RINGSIDE.)

1. Contestants must be exhibitors in the Youth Show.
2. Only Spring or Winter calves may be used.
3. You may enter as an Individual (max. of 3 helpers) OR as a Group of more than 1 exhibitor (max of 3 helpers). A total of 5 minutes will be allowed to dress calves. Contestants & Helpers may enter the ring already in costumes.
4. Awards will be given in both the Individual and Group categories.
5. Selection of winners will be made by a team of judges.

29 - Dairy/Beef Herdsmanship- (No entry Fee) Excellent Herdsmanship shows the public how proud we are to be in the Dairy/ Beef business.

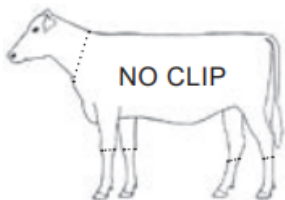
YOUTH - All youth exhibitors in the Youth Dairy Barn and the Youth Livestock Barn will automatically be entered into this contest, The judging will take place during the week 2 or 3 times a day, beginning on Tuesday of the fair. Judging will occur between 9 am and 9 pm. Daily Results will be posted in respective barns. Points for Youth Dairy Barn Herdsmanship: Blue = 30 pts, Red = 15 pts, White = 0 pts.

OPEN - Each exhibitor will receive a packet on the Monday of the Fair. See Amy Mattison for information.

LITTLE BRITCHES & OVER-THE-HILL SHOWMANSHIP

Event Organizer	Margaret Brownell email: margaret@morningagclips.com
Flyers will be posted around the Dairy Barns, Show Ring & the Ag. Center with more information.	<p>In a bid to raise money for the new show barn, the Washington County Fair is hosting the following:</p> <p>Little Britches Showmanship (5 yrs of age and under) Over-the-Hill Showmanship (19 yrs of age and older)</p> <p>ON WEDNESDAY EVENING @ 7:00 PM</p> <p>The cost for Little Britches entry is \$10.00</p> <p>To enter Over the Hill Showmanship you can nominate a past showman of your choice for \$10.00. But that showman can purchase a "get-out-of-the-showring" pass for \$20.00.</p> <p>We will be running two classes for Over-the-Hill Showmanship. A showman can be nominated many times. Space will be limited so sign up as soon as possible with Margaret Brownell at the Fair. She can be found ring side most days or ask around to find her.</p>

YOUTH FITTING CONTEST (New 2025)

Event Organizer	Lori Benson 518-744-7945												
Details & Rules	<p>Takes place Monday, August 18, 2025 @ 10:00 am in the Dairy Show Tent</p> <p>General Contest Rules;</p> <ol style="list-style-type: none"> 1) Open to youth 13-18 years of age as of the day of the contest. See divisions below. 2) Contestants must provide an animal to fit. Contestants need not own the animal that they fit. Contestants are responsible for obtaining permission from the owner, if the animal is not his/her own. The animal must be entered in the Youth Show. 3) Only the head and head/neck and legs of the heifer may be clipped before the contest. See the diagram below. 4) Contestants must provide their own fitting equipment. Fitting chutes and personal assistants are not permitted for the Contest. 5) Contestant set-up begins at 9:30 am, Monday, in the Dairy Show Tent (holding area). 6) Contestants will have 60 minutes to fit their animal to show ready. 7) After the completion of fitting, each division will lead out for final fitting inspection, placings and reasons. 8) Awards will be presented at the conclusion of the Contest. <p>The following score card will be used:</p> <table border="0"> <tr> <td>Ease of handling equipment.....</td><td>20 points</td></tr> <tr> <td>Proper clipping technique on body.....</td><td>20 points</td></tr> <tr> <td>Proper topline hair grooming (including blowing & clipping).....</td><td>30 points</td></tr> <tr> <td>Hair is blended properly.....</td><td>10 points</td></tr> <tr> <td>Proper use of sprays and adhesives.....</td><td>10 points</td></tr> <tr> <td>Preparation completely finished.....</td><td>10 points</td></tr> </table> <div style="text-align: center;">  <p>Only the animal's head/neck and legs may be clipped prior to the contest.</p> </div> <p>Intermediate Contest: Open to youth who have reached their 13th birthday and not yet reached their 16th birthday as of contest date.</p> <p>Senior Contest: Open to youth whom have reached their 16th birthday and not yet reached their 19th birthday as of contest date.</p> <p>OVERALL FITTER AWARD: The First Place winner in each division will be in consideration for the OVERALL FITTER AWARD.</p> <p>The Overall Fitter will be presented a cash award and plaque for their keeping. The Overall Fitter will also be awarded a custom embroidered jacket.</p> <p>Intermediate Fitting Contest: First Place: Winner receives a Set of Clippers and \$100 cash award Second - Fifth Place: Winners receive a \$25 cash award.</p> <p>Senior Fitting Contest: First Place: Winner receives a Set of Clippers and \$100 cash award Second- Fifth Place: Winners receive \$25 cash award</p>	Ease of handling equipment.....	20 points	Proper clipping technique on body.....	20 points	Proper topline hair grooming (including blowing & clipping).....	30 points	Hair is blended properly.....	10 points	Proper use of sprays and adhesives.....	10 points	Preparation completely finished.....	10 points
Ease of handling equipment.....	20 points												
Proper clipping technique on body.....	20 points												
Proper topline hair grooming (including blowing & clipping).....	30 points												
Hair is blended properly.....	10 points												
Proper use of sprays and adhesives.....	10 points												
Preparation completely finished.....	10 points												

DEPT. 06: OPEN BEEF CATTLE
DEPT. 07: YOUTH BEEF CATTLE

Check all of your entries for accuracy as you are responsible for your completed entry form. All exhibitors are expected to read and understand all Health Requirements and Show Rules. Submission of an entry form for the show implies the exhibitor has read and will comply with all Health Requirements and Show Rules as contained herein.

Beef Cattle Shows & Barn Superintendent	JoAnne Booth 518-695-6784
Event Organizers	Jr. Herdsmanship - McKayla McLenithan & Joel McLenithan ~ Jr. Livestock Barn (Barn 10) Open Herdsmanship - Amy Mattison ~ Barns 1 - 7 & Barn 9 Erin Perkins - Beef Day
Entry Fees	Open Class: \$3.00 per class. Youth Class: NO fee
Health Requirements	Read pages 19-29: Animal Health Requirements For Admission to New York State and County Fairs
YOUTH ONLY Non-Ownership Papers	4-H & Dairy Youth Show Exhibitors for NY State Fair & Washington County Fair are allowed two (2) non-owned dairy animals of which both can be shown at the Washington County Fair and the NY State Fair if they have met all of the qualifications. Dual designation of the animal(s) is not permitted. Non-ownership certificates (Lease Animal Agreement) are available from the Washington County Cornell Cooperative Extension Office in Fort Edward & the completed paperwork is due to the Cornell Cooperative Extension Office <u>by 4:30 pm, MAY 31st.</u>
Required Paperwork Due w/Entries	<ol style="list-style-type: none"> 1. A Completed Entry Form w/Payment 2. A Completed Stall Request for each species entered. 3. A Completed Camper Application w/Payment. 4. If entering the Commercial/Crossbreed Section ~ The Commercial/Crossbred FORM MUST be completed and sent in with entries.
Cattle Exhibitors Meetings	Beef Exhibitors Mandatory Meeting is MONDAY @ 7:00 pm in the Beef Show Tent. Dairy & Beef Cattle Exhibitors Meeting, Sunday 8/24/25 @ 1:00pm in the Beef Show Ring ~ to discuss concerns and issues that affected the week of the fair. Cattle Committee Meeting, 9/24/25 @ 7:30 pm in the Fair Office.
Stall Request	<p>-Superintendents will try to honor stall requests in placing animals; however, due to space limitations exhibitors may not get the location requested. Superintendents may use other livestock barns.</p> <p>-For the Online Stall Request, please submit 1 Stall Request per species of animal.</p> <p>-Stall Assignment information will be available after 9am Wednesday before the Fair</p> <p>-No one other than the Barn Superintendent may make changes in the assignments.</p> <p>*The Fair reserves the right to reject entries after capacity has been reached.*</p>
Ownership	<p>-OWNERSHIP OF ALL YOUTH LIVESTOCK must be by the date of JUNE 15th of the current year.</p> <p>-For all Youth exhibiting registered livestock, the animals must be registered in the YOUTH Exhibitor's name (NOT the Farm name), except in the case of Leased Animals.</p> <p>-OWNERSHIP OF ALL OPEN CLASS LIVESTOCK must be by the date of JULY 15th of the current year.</p> <p>Open class exhibitors must be residents of Washington County. In the case of joint or multiple ownership - all owners must reside in Washington County by July 15th of the current year.</p>
VET CHECK OFF TRAILERS	<p><u>BEEF CATTLE, DAIRY CATTLE, GOATS, SHEEP, AND SWINE ARRIVAL:</u></p> <ul style="list-style-type: none"> • VET CHECKS WILL TAKE PLACE OFF THE TRAILERS: The Main Entrance will be off of Route 29. The Old Schuylerville Road entrance will also be available - must follow the designated Path. • UPDATES WILL BE GIVEN ONLINE, ON OUR WEBSITE AND THROUGH EMAILS. PLEASE READ. • ARRIVALS WILL TAKE PLACE ON SUNDAY starting at 9 am and ending at 7 pm and • MONDAY starting at 9 am and ending at 4 pm.

	<ul style="list-style-type: none"> ● REMINDER: ALL ANIMALS ARE TO BE IN PLACE BY 5 PM MONDAY. ● MUST FOLLOW THE TRAFFIC PATTERN PROVIDED ON PAGE 30. NOTE: ALL TRUCK DRIVERS OR EXHIBITORS/EXHIBITOR REPRESENTATIVES MUST HAVE ALL OF THE Required Health Paperwork (CVI'S) for all animals on the Trailer at the time of arrival on the fairgrounds for the VET CHECK. ● IT WOULD BE BEST TO HAVE THE EXHIBITORS/EXHIBITOR REPRESENTATIVES PRESENT TO ASSIST IN IDENTIFYING ANIMALS & UNLOADING. <p>-All cattle are to be in place by 5:00 pm Monday, Opening Day of the Fair and must remain until 9:30 pm the following Sunday. For the safety of the animals, people, and vehicles, cattle may not leave earlier unless the appropriate paperwork has been approved by the NY State Vet and filed with the Entry Office.</p> <p>-Placement of straw/hay and other supplies must allow for ventilation and wheelchair/stroller passage.</p> <p>-Cattle coming in on Sunday need to have an attendant at all times.</p> <p>-Use the one-way traffic pattern when bringing in supplies to the Fair. See map on the inside front cover of this Exhibitors' Handbook.</p> <p>-Exhibitors are to pick up their Exhibitor Envelopes in the Entry Office during the following Days:</p> <ul style="list-style-type: none"> ● Saturday before Fair: 9am - 6pm ● Sunday before Fair: 9am - 7pm ● Monday of Fair: 9am - 5pm <p>-Show Numbers are included in your Exhibitor Envelope</p>
CHECK - IN PLEASE READ	<p>*CHECK-IN will take place Sunday through Monday in BARN 9 by Inner Gate C (by 3:00 pm both days). Please check with your Show Superintendent. This should be complete by 3:00 pm Monday.</p> <p>*Exhibitors MUST bring the following to CHECK-IN:</p> <ul style="list-style-type: none"> ● Original Registration Papers for each animal. ● The Commercial/Crossbred forms which will be checked to verify ownership, breeder, birthdates, and to check for any entry issues by the show supt or a committee appointed by the show supt. ● The Exhibitor Entry List Report - is the White &/or Green sheet that is in your Exhibitor Envelope with your list of entries on it. If you do your scratches on your sheet (cross out the entry # of those classes you are not entering -you are scratching) it will help at check-in. ● If class adjustments need to be made (after checking registration papers) they will be done at this time as well as post entries of Group Classes (payment must accompany entry). The person/farm making the entry will receive the premium. Once complete the exhibitor will sign off stating the entries and scratches are accurate. The scratches will not appear in the Judge's Book or Show Program.
Dismissal	<p>NO BEEF CATTLE MAY LEAVE THEIR BARN UNTIL 9:30 pm Sunday using the designated Dismissal Paths (see map in Exhibitor Envelope). Gates for vehicle traffic will open @ 10:00 pm.</p> <p>NOTE: All displays, exhibits and animals, must remain in place in their appropriate exhibit building, their show rings, wash areas, milking parlor, or taking part in their respective event or activity until the close of Fair at 9:30 pm. EXCEPTIONS: those being exhibited at NY State Fair, yearling and aged rams, and those approved by the NYS Veterinarian for health concerns. Forfeiture of premiums and future exhibiting may result from violating this rule.</p>

It is the Exhibitor's responsibility to ensure that all cattle are clearly identified & the CVI is accurate. The CVI must include the species, age, sex, breed and owner's name, address, telephone number, vaccine manufacturer, date of vaccination, expiration date, veterinarian's signature, address & license number. Please check your CVI's for this information when it comes back to you. If there is an error, the earlier it is caught, the more time you have to get it corrected.

Please check your paperwork before you load cattle for the Fair.

You must send your paperwork along with the truck driver (and/or a representative of the exhibit of animals must be present in order to identify animals correctly & to help with unloading) as cattle will be Vet Checked off the trailers!

Rules & Regulations	<ol style="list-style-type: none"> Exhibitors are responsible for keeping their animals under control, regardless of who handles them. Exhibitors of herds or a representative must be present at all times. Exhibitor harnesses are required to be used during the shows. Only 1 exhibitor is allowed in the ring with an animal with the exception of group classes. All animals MUST BE entered & shown in individual classes in order to compete in group classes. Post entries will be allowed for Group Classes only. If you wish to POST ENTER a Group Class it must be done at Check-In and fee must be paid with the entry. The person/farm making the entry will pay the fee at the Entry Office and will receive the premium. Exhibitors are to follow designated paths when moving animals to and from barns, show rings, wash areas, etc. Refer to the map in your Exhibitor Envelope. New Cattle Path for Dairy & Beef Cattle going to the Beef Show Tent from Barns 4, 5, 6, 7: ~Exhibitors w/Cattle will enter the New Cattle Path at Inner Gate C that continues behind Barn 9, Barn 10, Swine Barn, & Poultry Barn to the Beef Show Tent holding area. <p>New Cattle Path for Dairy & Beef Cattle going to the Beef Show Tent from Barns 1, 2, & 3: ~Exhibitors w/Cattle will enter the South side of Barn 10, walking to the backside, entering the Cattle path Behind Barn 10, Swine Barn, & Poultry Barn to the Beef Show Tent holding area.</p> <ol style="list-style-type: none"> You must provide your own water tub. Washington County Fair no longer supplies water tubs. Superintendents try to honor all stall requests in placing animals; however, due to space limitations exhibitors may not get the place requested. No one other than the Barn Superintendent may make changes in the assignments. For any animal that needs to leave the Fairgrounds before the conclusion of the Fair, the exhibitor MUST inform the Superintendent who then needs to inform the Entry Office. The State Vet will be contacted and is required to evaluate the animal before it leaves the grounds. The Superintendent & State Vet MUST complete the appropriate paperwork before the animal leaves (NYS Ag & Markets) and file it with the Entry Office. For all cattle exhibitors wishing to attend the NY State Fair, you MUST notify your Supt. on or before 5:00pm Monday Opening Day of Fair and follow the above protocol. Beef Cattle exhibitors that are housed in the Dairy Barns must be ready for their classes. As a reminder, there are NO speakers from the Beef Show Ring in the Dairy Barns.
YOUTH Show Rules & Regulations	<ol style="list-style-type: none"> A Limit of 10 animals per exhibitor. Youth must show their own animals. In the case of two entries in a class or group classes, the Exhibitor shall choose another youth to show the other animals and must wear the exhibitor's number. The youth chosen must meet the age requirements and follow the designated dress code. Only one (1) exhibitor is allowed in the ring with an animal with the exception of group classes. ALL YOUTH MUST ENTER & PARTICIPATE IN SHOWMANSHIP TO BE ELIGIBLE TO SHOW IN BREED CLASSES & RECEIVE PREMIUMS. Those in violation will not be eligible to show in any other classes. DRESS CODE is Western Attire and is required for all classes. Farm names, letters, or logos are not permitted on show attire. Violators must correct their wardrobe before re-entering the show ring. The consequence for not following the dress code will be the dropping of one award (ie: from blue to red, red to white, etc.) If an animal is leased, the open department entry must be made in the owner's name and residency rules apply. If an animal becomes unmanageable for any reason, the Superintendent has the right to excuse the animal from the class. If an animal is excused for safety reasons, the exhibitor will be awarded the "worthy" (white) place value. Dual ownership or syndicates are NOT allowed. Superintendents are not responsible for the exhibitors' behavior. Parents are responsible for providing supervision throughout fair week. Youth Exhibitors of cattle who have earned a BLUE RIBBON may enter the OPEN Show by paying the entry fee on the day of the Youth Show by 7pm Thursday night with the exception of those youth who are leasing cattle.

Show Ring Etiquette	<ol style="list-style-type: none"> 1. The Washington County Fair follows the IAFE Code of Ethics which is included in the beginning of this Handbook. 2. Exhibitors are to be courteous to others in the show ring. 3. Exhibitors should watch and listen to directions from the judge and ring steward. 4. Exhibitors should display good sportsmanship (Spectators do not always understand the placing, but they do recognize good and poor sportsmanship). 5. Exhibitors should be at the ring in a timely manner. 6. For the YOUTH Show, Ring Attendants and Ring Stewards will be there to provide assistance if needed and will be appointed by the Show Superintendent.
Animal Care during the Week of Fair	<ol style="list-style-type: none"> 1. Exhibitors are responsible for keeping their animals under control, regardless of who handles them. 2. An attendant must be with cattle at all times during the day. Night security will patrol and check the barns at night. 3. Animal disclosure Agreement is included on your Entry Form. Please read carefully & sign. 4. The exhibitor is responsible for feed, forage, and bedding throughout the week of the fair. 5. You must provide your own water tub.
Display of Animals & Herdsmanship	<ol style="list-style-type: none"> 1. Farm Identification, family name and location should be visible for the public. 2. Exhibitors will participate in Herdsmanship as follows: YOUTH - All youth exhibitors in the Youth Dairy Barn and the Youth Livestock Barn will automatically be entered in this contest. The judging will take [place during the week, every day 2 or 3 times a day beginning on Tuesday. Judging will occur between 9am and 9 pm. Daily results will be posted in respective barns. (please note that this is not the parents' responsibility) OPEN - Each exhibitor will receive a packet on Monday, opening day of the fair by Amy Mattison, the Event Organizer
Wash Rack Courtesy	<p><i>The Washington County Fair provides this facility for animal exhibitors.</i></p> <ol style="list-style-type: none"> 1. Please be respectful of the equipment. The power nozzles and hoses are expensive and are only to be used for washing animals. 2. Please scrape out any manure made by your animal by pushing it into the grates at the end. Scrapers are located in the wash rack area. Please leave them there for all to use. 3. Clean up your equipment when finished - soap, bottles, brushes, etc. Deposit empty bottles and other garbage in garbage pails. 4. Do not save spots at the wash rack. 5. Be courteous to fellow exhibitors. 6. Please give preference to animals on their show days (refer to the show schedule). 7. Please notify the Fair Office if wash rack equipment is not working properly. Equipment can only get fixed if it is reported.
Cattle/Livestock Paths	<ol style="list-style-type: none"> 1. NO livestock are to be on the midway, near food concessions, or in any public area not designated for animals. Animals must be in their appropriate exhibit building, show rings, wash areas, milking parlor, or taking part in their respective event or activity. Public Health and Biosecurity concerns prohibit animals from being taken around the Fairgrounds. 2. Please follow the designated paths when moving animals to and from barns, show rings, wash areas, and the milking parlor. Please see the map in your Exhibitor Envelope. 3. These paths have been designated for the safety of the public and the overall appearance (cleanliness) of our fairgrounds. 4. All exhibitors should assist in keeping these paths as clean as possible by cleaning up after their animals.

BEEF CATTLE SHOWS:

Thursday @ 12:00 noon: Youth Beef Cattle Show

Show order will be as follows:

Youth Showmanship

Meat Animals which include Feeders & Steers

Bulls (Junior & Intermediate) of each Breed

Female Classes of each Breed

Friday @ 11:00 am: Open Beef Cattle Show

Show order will be as follows:

Meat Animals which include Feeders & Steers

Bulls (Junior & Intermediate) of each Breed

Female Classes of each Breed

Friday @ 7:00 pm: Best Dressed Calf

In the Dairy Cattle Show Ring

Jack Pot Steer & Heifer Show

Saturday @ 3:00 pm

DEPT. 06: OPEN BEEF CATTLE SECTIONS & CLASSES

DEPT. 07: YOUTH BEEF CATTLE SECTIONS & CLASSES

All beef breeds will follow the recommendation of national shows concerning purebred status for their appropriate breed.

SECTION 01 —MEAT ANIMALS

Animals in this section **CANNOT** be entered in the Registered Beef Cattle Sections or Commercial/Crossbred Cattle below.

Exception: a nursing feeder can be in the Commercial/Crossbred Section.

SECTION 02 —ANGUS

SECTION 03 —BLONDE D'AQUITAINE

SECTION 04 —HEREFORD

SECTION 05 —SIMMENTAL

SECTION 06 —WHITE PARK

SECTION 07 —ALL OTHER REGISTERED BEEF BREED

For animals being shown in the SECTIONS of ANGUS through OTHER REGISTERED BEEF BREEDS, registration papers are required as they are the final proof of ownership. All original registration papers are to remain with the animal for the duration of the fair.

SECTION 08 —COMMERCIAL/CROSSBRED BEEF CATTLE - if a Registered Cow has a crossbred calf, BOTH ANIMALS MUST BE ENTERED IN THE COMMERCIAL/CROSSBREED SECTION. If entering this section you **MUST complete the Commercial/Crossbreed form** and send in with entries (this form can be found at the end of this handbook). When entering this section, on the Entry Form, Where it states Breeder name if you do not know, write "UNKNOWN" and for Registration # write "000"

To add a Breed Division: There shall be a minimum of 3 animals, exhibited for 2 consecutive years, to qualify for a breed specific division. Similarly, there shall be an absence of 3 animals exhibited, for 2 consecutive years, to remove a breed division

****ALL MEAT ANIMAL CLASSES WILL RUN AFTER THE SHOWMANSHIP CLASSES IN THE YOUTH SHOW****
**** OPEN BEEF SHOW WILL START WITH ALL MEAT ANIMAL CLASSES****

SECTION 01 —MEAT ANIMALS

Beef weigh in is at 9:00 am on Tuesday in the BEEF SHOW RING. Entries may be female or castrated males—need not be registered. All Meat Animals are required to complete a Commercial/Crossbred Form.

Animals in this section **CANNOT** be entered in the Registered Beef Cattle Sections or Commercial/Crossbreds.

Exception: a nursing feeder can be in the Commercial/Crossbred Section.

Exhibitors entering animals in this section **MUST** complete the Commercial/Crossbreed form and send it in with their entries (this form can be downloaded online or there will be a link to fill out the form within the FairEntry Program)

Premiums for the following OPEN classes: 1st—\$32.00 2nd—\$27.00 3rd—\$22.00 4th—\$20.00 5th-10th—\$18.00
Premiums for ALL YOUTH classes: Blue: 60 pts Red: 50 pts White: 35 pts

Meat Animal weigh in will be Tuesday @ 9:00 am. Once the Meat Animals are weighed in, they will be entered into their appropriate weight class as defined below.

CLASS:

01 - Feeder - animals that are at least 3 months of age and under 1 year of age.

WEIGHT CLASSES

-Feeder: Up to 500 lbs

-Feeder: 501—750 lbs

-Feeder: 751—999 lbs

****GRAND CHAMPION FEEDER & RESERVE GRAND CHAMPION FEEDER****

CLASS:

02 - Pair of Feeders—the animals can be from same family/farm, but owned by different family members
(only 1 person can enter this class of 2 animals)

(Open class premiums: 1st—\$27.00 2nd—\$22.00 3rd—\$20.00 4th—\$18.00 5th-10th—\$16.00)

CLASS:

03 - Market Animal - animals that are at least 1 year of age and under 2 years of age.

WEIGHT CLASSES

-Market Animal: 1000—1200 lbs

-Market Animal: 1201 lbs & Over

****GRAND CHAMPION MARKET ANIMAL & RESERVE GRAND CHAMPION MARKET ANIMAL****

CLASS:

04 - Pair of Market Animals—the animals can be from the same family/farm, but owned by different family members (only 1 person can enter this class of 2 animals)

(Open class premiums: 1st—\$27.00 2nd—\$22.00 3rd—\$20.00 4th—\$18.00 5th-10th—\$16.00)

Premiums for the following OPEN classes:	1st: \$35.00	2nd: \$30.00	3rd: \$25.00	4th: \$20.00	5th—10th : \$20.00
Points for ALL YOUTH classes:	Blue: 60 pts	Red: 50pts	White: 35pts		

All Champion Classes are Ribbon Only, unless otherwise specified.

*******ALL BULL BEEF CATTLE CLASSES WILL RUN BY BREED AFTER THE MEAT ANIMALS.*******
SECTION 2 - SECTION 8

CLASSES: OPEN & YOUTH by Breed

- 01 - Junior Bull Calf—born on or after March 1, 2025 and must be at least 3 months old day of show
- 02 - Intermediate Bull Calf— born Jan 1, 2025 to Feb 28, 2025

****BREED CHAMPION BULL & BREED RESERVE CHAMPION BULL****
ALL BREED CHAMPION BULL CALF & ALL BREED RESERVE CHAMPION BULL CALF

*******ALL FEMALE BEEF CATTLE WILL RUN BY BREED AFTER THE BULL CLASSES*******
SECTION 2 - SECTION 8

CLASSES: OPEN & YOUTH by Breed

- 03 - Junior Heifer Calf—born on or after March 1, 2025 and must be at least 3 months old day of show
- 04 - Intermediate Heifer Calf—born Jan 1, 2025 to Feb 28, 2025
- 05 - Senior Heifer Calf—born Sept 1, 2024 to Dec 31, 2024
- 06 - Summer Yearling Heifer—born May 1, 2024 to Aug 31, 2024
- 07 - Junior Yearling Heifer—born Jan1, 2024 to Apr 30, 2024
- 08 - Senior Yearling Heifer—born Sept 1, 2023 to Dec 31, 2023

***JUNIOR BREED CHAMPION & JUNIOR RESERVE BREED CHAMPION ***

CLASS: YOUTH ONLY (this class is NOT for OPEN EXHIBITORS)

- 09 - Cow—without a nursing calf

Premiums for the following OPEN classes:	1st—\$40.00	2nd—\$35.00	3rd—\$30.00	4th—\$25.00	5th—10th: \$20.00
Points for the following YOUTH classes:	Blue: 60pts	Red: 50pts	White: 35pts		

COW/CALF CLASSES: BOTH COW & CALF MUST BE ENTERED IN THE SAME BREED SECTION.

Exception: castrated nursing calf born this year (from meat section)

Note: Calves shown in Cow/Calf classes must have been shown in their individual classes and be a **NURSING** Junior or Intermediate bull/heifer/feeder born this year.

CLASSES: OPEN & YOUTH

- 10 - Cow/Calf—Cow 2 to 3 yrs. old, w/a calf that is at least 3 mos. old on day of show
- 11 - Cow/Calf—Cow 4 to 6 yrs. old, w/a calf that is at least 3 mos. old on day of show
- 12 - Cow/Calf—Cow 7 yrs. & older, w/a calf that is at least 3mos. old on day of show

****SENIOR BREED CHAMPION & SENIOR RESERVE BREED CHAMPION****
****BREED GRAND CHAMPION & RESERVE BREED GRAND CHAMPION****

GROUP CLASSES: OPEN & YOUTH (ONLY 1 person can enter a Group Class of 2 or more animals)

13 - Best 2 Females—bred & owned by the same exhibitor. **Limit of 1 entry per exhibitor**

(Judged on your best 2 animals, not necessarily a pair.)

14 - Pair of Yearlings—the female animals can be from same family/farm, but owned by different family members
(only 1 person can enter this class of 2 animals)

15 - Pair of Calves—the calves may be from bull or heifer classes (junior, intermediate, or senior and can be from the same family/farm, but owned by different family members. **(only 1 person can enter this class of 2 animals)**

16 - Get of Sire—**(OPEN ONLY)** 3 animals sired by the same bull & owned by the same exhibitor, may include bull calves **(excludes Commercial/Crossbred Animals)**

****ALL BREED GRAND CHAMPION FEMALE & ALL BREED RESERVE GRAND CHAMPION FEMALE****

SECTION 09: SHOWMANSHIP ~ ALL YOUTH MUST SIGN UP & PARTICIPATE IN SHOWMANSHIP ~

(In Beef Showmanship the emphasis is on the showing of and control of the animal)

Showmanship classes will be held first during the YOUTH BEEF CATTLE SHOW.

(Points for Showmanship Classes: Blue = 20 pts Red = 15 pts White = 10 pts)

CLASSES:

17 - Novice Showmanship— Exhibitors ages 10 and under who are showing Beef Cattle for the first time anywhere.

18 - Showmanship—The contest will be divided into age groups. Exhibitors must provide AGE as of JAN. 1st.

****MASTER & RESERVE MASTER SHOWMAN****

SECTION 10: SPECIAL CONTESTS

CLASSES:

19 - Best Dressed Calf—(YOUTH ONLY) - Friday @7pm

(See the Dairy Cattle Dept. for information. Write the class on entry form. Post entries will be allowed.)

20 - OPEN Dairy/Beef Herdsmanship - (No entry fee) Excellent Herdsmanship shows the public how proud we are to be in the Dairy & Beef business.

YOUTH Exhibitors housed in open barns will be included in their family's Open Herdsmanship.

21 - YOUTH Beef Herdsmanship—no entry fee

Youth housed in Jr. Livestock Barn will automatically be entered in the **Jr. Beef Herdsmanship.**

JACKPOT STEER & HEIFER: Entries will be taken in the Beef Barn before the show.

Jackpot Heifer and Steer Show:

Event Organizer: Brian Gilchrist

1. Will be held Saturday, August 23rd at 3:00 pm in the Beef Show Tent.
2. Jackpot entry fee is \$25 per class entered. Entry will be cash and entries will be taken fair week up until 12:00 the day of the show.
3. Top 3 places in both Jackpot Heifer and Jackpot Steer will be paid: Grand Champion will receive 50% of the jackpot, Reserve Grand Champion will receive 30% of the jackpot, and Honorable Mention will receive 20%.
4. Steers will be beef or beef crossbreed and will include both prospect steers (feeders) and market animals.
5. Steers will be weighed in on Tuesday, August 20th and will be shown by weight. Classes to be broken down at the fair after entries are received.

6. Heifer Eligibility. Show is open to any female beef or beef crossbreed heifer and will be judged as breeding females.
7. Heifers will be shown by breed. A minimum of 4 entries is required to make a breed show. Any breed not having 4 entries will show in the Any Other Registered Breed (AOB) show. There will also be a commercial/crossbred division.
8. Heifers will be shown by age, classes to be broken down at the fair after entries are received. First place in each class will then compete against each other for breed champion. Each breed champion will then compete against each other for the jackpot.
9. Entries are open to both youth and open exhibitors.

Premier Breeder for Beef Cattle:

Breeder is defined as the individual whose prefix appears on the Registry Certificate. This includes cattle shown by another Exhibitor but bred by you.

Beef Premier Breeder & Premier Exhibitor points are based on all Open individual classes of Angus through All Other Registered Beef Breeds. Meat animals are not included. Group Classes are not included.

Premier Breeder & Premier Exhibitor Banners will be awarded for each breed. Based on OPEN classes of your top 6 animals.

Premier Breeder:	1 st	2 nd	3 rd	4 th	5 th	6 th	7 th	8 th	9 th	10 th
Points:	10	9	8	7	6	5	4	3	2	1

DEPT. 08: OPEN SHEEP
DEPT. 09: YOUTH SHEEP

Check all of your entries for accuracy as you are responsible for your completed entry form. All exhibitors are expected to read and understand all Health Requirements and Show Rules. Submission of an entry form for the show implies the exhibitor has read and will comply with all Health Requirements and Show Rules as contained herein.

Show Superintendents	Open Show: David Shippee 518-926-8965 Tom Graves 518-791-9999 Youth Show: Lisa Proch 518-692-7082 Assistant: Jeannette Mann 518-496-6048 sigmann@outlook.com
Barn Superintendents	Joe Hamilton 518-788-8438 (Sheep) Zach Sherman 518-590-8773 (Goat)
Event Organizers	Kate Becker Jablonski : Herdsmanship/Shepherd of the Day Goat & Sheep Games: Laura Sherman (Sunday @ 11:00 am) 518-788-5837
Entry Fees	Open Class: \$1.50 per class Youth Class: NO fee
Health Requirements	Read pages 19-29: Animal Health Requirements For Admission to New York State and County Fairs
Ownership	<p>-OWNERSHIP OF ALL YOUTH LIVESTOCK must be by the date of JUNE 15th of the current year.</p> <p>- Youth exhibiting must register animals in their individual name (NOT the Farm name).</p> <p>- Youth exhibitors that have Non-Owned (leased) animals must have filed their paperwork with the Cornell Cooperative Extension Office by 4:30 pm on May 31st.</p> <p>-OWNERSHIP OF ALL OPEN CLASS LIVESTOCK must be by the date of JULY 15th of the current year.</p> <p>*Open Class exhibitors must be residents of Washington County. In the case of joint or multiple ownership - all owners must reside in Washington County by July 15th of the current year.</p>
YOUTH ONLY Non-Ownership Papers	Non-ownership certificates (Lease Animal Agreement) are available from the Washington County Cornell Cooperative Extension Office in Fort Edward & the completed paperwork is due to the Cornell Cooperative Extension Office <u>by 4:30 pm, MAY 31st.</u>
Required Paperwork Due w/Entries	1. A Completed Entry Form w/Payment 2. A Completed Stall Request for each species entered. 3. A Completed Camper Application w/Payment
Mandatory Exhibitors Meeting	Monday of Fair @ 5:30 pm there will be a Mandatory Barn Meeting in the Sheep/Goat Judging Arena. All are required to attend.
Stall Request	<p>-Superintendents will try to honor stall requests in placing animals; however, due to space limitations, exhibitors may not get the location requested. Superintendents may use other livestock barns.</p> <p>-For the Online Stall Request, please submit 1 Stall Request per species of animal.</p> <p>-Stall Assignment information will be available after 9am Wednesday before the Fair</p> <p>-No one other than the Barn Superintendent may make changes in the assignments.</p> <p>*The Fair reserves the right to reject entries after capacity has been reached.*</p>

VET CHECK Off the Trailer	BEEF CATTLE, DAIRY CATTLE, GOATS, SHEEP, AND SWINE ARRIVAL: <ul style="list-style-type: none"> • VET CHECKS WILL TAKE PLACE OFF THE TRAILERS: Main Entrance will be off Of Route 29. The Old Schuylerville Road entrance will still be available - must follow designated Path. • UPDATES WILL BE GIVEN ONLINE, ON OUR WEBSITE AND THROUGH EMAILS. PLEASE READ. • ARRIVALS WILL TAKE PLACE ON SUNDAY starting at 9 am and ending at 7 pm and • MONDAY starting at 9 am and ending at 4 pm. • REMINDER: ALL ANIMALS ARE TO BE IN PLACE BY 5 PM MONDAY. • MUST FOLLOW THE TRAFFIC PATTERN PROVIDED ON PAGE 30. • NOTE: ALL TRUCK DRIVERS OR EXHIBITORS/EXHIBITOR REPRESENTATIVES MUST HAVE ALL OF THE HEALTH PAPERS REQUIRED FOR ALL ANIMALS ON THE TRAILER AT THE TIME OF VET CHECK. • IT WOULD BE BEST TO HAVE THE EXHIBITORS/EXHIBITOR REPRESENTATIVES PRESENT TO ASSIST IN IDENTIFYING ANIMALS & UNLOADING.
CHECK-IN the Sheep & Goat Barn.	CHECK-IN will take place Sunday - Monday after your animals have been Vet Checked. This should be complete by 6:00 pm Monday. YOU WILL NEED THE FOLLOWING: <ol style="list-style-type: none"> 1) Original Registration Papers 2) EXHIBITOR ENTRY LIST WHICH IS IN YOUR Exhibitor Folder (that you get from the ENTRY OFFICE)~ It contains: Your EXHIBITOR ENTRY LIST, Show #'s, Passes, Vehicle Hang Tags, and other Exhibitor Information. NOTE: You are doing scratches at this time (X over the entry number of the class that you are not showing in. This should be completed by 4:00 pm on Monday. Please check with your Show Superintendents. Once complete the exhibitor will sign off stating the entries and scratches are accurate. The scratches will not appear in the Judge's Book or Show Program.
Dismissal	SHEEP MAY NOT LEAVE THEIR BARN UNTIL 9:30pm Sunday using the designated Dismissal Paths (see maps in Exhibitor Envelope. Gates for vehicle traffic will open @ 10:00 pm. Displays cannot be taken down or taken apart until 9:30 pm. NOTE: All displays, exhibits and animals, must remain in place in their appropriate exhibit building, their show rings, wash areas, milking parlor, or taking part in their respective event or activity until the close of Fair. EXCEPTIONS: those being exhibited at NY State Fair, yearling and aged rams, and those approved by the NYS Veterinarian for health concerns. Forfeiture of premiums and future exhibitions may result from violating this rule.

RULES & REGULATIONS FOR OPEN & YOUTH SHEEP EXHIBITORS & SHOWS

1. Exhibitors are responsible for keeping their animals under control, regardless of who handles them.
2. Exhibitors of herds or a representative must be present at all times
3. All Youth livestock entries must be owned by JUNE 15th of the current year.
4. All Open livestock entries must be owned by JULY 15th of the current year.
5. All sheep must be registered with the approved breed registrar except for Grade Sections. Exhibitors showing grade sheep are to follow the directions in the Grade Sections.
6. All ages of animals will be determined as of September 1st.
7. In the 2yr old & older (aged Ewe) classes, NO EWE which has not raised a lamb is eligible to be shown.
8. All lambs entered must be under 1 year of age and at least 3 months of age by opening day of Fair.
9. All rams 1 year old or older may leave the fairgrounds Thursday after shows at the discretion of the Superintendent. The entry office should be notified and release papers filed.
10. Show halters are optional.
11. All animals must be entered & shown in individual classes in order to compete in group classes.
12. The Superintendent may divide classes for judging as he/she desires.
13. All livestock exhibitors wishing to remove a part of their exhibit in order to show at the NY State Fair MUST NOTIFY the Superintendent on or before 5:00 pm Monday Opening Day. **The Superintendent MUST complete the appropriate form from the Entry Office, sign off on the appropriate document, and witness the removal of the animal(s).** For any animal that needs to leave the Fairgrounds before the conclusion of the Fair, the exhibitor MUST inform the Superintendent who then needs to inform the Entry Office. The State Vet is required to evaluate the animal before it leaves the grounds and complete the appropriate paperwork and file it in the Entry Office before the animal leaves the premises as per Ag & Markets regulations.

RULES & REGULATIONS FOR YOUTH SHEEP EXHIBITORS

1. For youth there is a Limit of 10 animals per exhibitor.
2. For Youth there is a Limit of 2 animals per class per exhibitor.
3. **For all youth livestock the animals must be registered in the Youth Exhibitor's Name, Not the farm name.** The exception is the Leased Animal Program (Non-Owned Animal Program).
4. All Youth must show their own animals. In the case of two entries in a class or group classes, the Exhibitor shall choose another youth to show the other animals and must wear the exhibitor's number. The youth chosen must meet the age requirements and follow the designated dress code.
5. **All youth must ENTER & SHOW in SHOWMANSHIP to be eligible to show in BREED classes & receive premiums.**
6. If an animal is leased, the open department entry must be made in the owner's name and residency rules apply.
7. If an animal becomes unmanageable for any reason, the Superintendent has the right to excuse the animal from the class. If an animal is excused for safety reasons, the exhibitor will be awarded the "worthy" (white) place value.
8. Superintendents are NOT responsible for the exhibitor's behavior. Parents & Clubs should arrange for chaperones throughout the week.
9. **Youth Exhibitors of sheep who have earned a BLUE RIBBON may enter the OPEN Show by PAYING THE ENTRY FEE on the day of the Youth Show by 7pm Wednesday night with the exception of those youth who are leasing sheep.**

SHEEP SHOW TENT SCHEDULE:

Wednesday @ 9:00 am: Youth Sheep Show

Thursday @ 9:00 am: Open Sheep Show

Friday @ 6:00 pm: Best Dressed Sheep

Sunday @ 11:00 am: Sheep & Goat Games

Sunday @ 2:00 pm & 4:00 pm: Sheep Shearing Demonstrations

DEPT. 08: OPEN SHEEP SECTIONS & CLASSES

DEPT. 09: YOUTH SHEEP SECTIONS & CLASSES

SECTION 01 —CHEVIOT

SECTION 02 —COTSWOLD

SECTION 03 —DORSET (POLLED)

SECTION 04 —FINN

SECTION 05 —ROMNEY

SECTION 06 —TUNIS

SECTION 07 —OTHER REGISTERED BREED

SECTION 08 —NATURAL COLORED SHEEP—All natural colored sheep will be judged under Natural Colored Wool Growers Assoc. Guidelines. All natural colored sheep must be registered with either their own breed Registry or the Natural Colored Wool Growers Assoc. Your animals MUST HAVE A LEGIBLE REGISTRATION & a USDA Scrapie registration tag that matches their Health Papers.

SECTION 09 —GRADE SHEEP (WOOL BREED) - no registration papers

SECTION 10 —GRADE SHEEP (MEAT BREED) - no registration papers

For Grade Sheep: When completing Entry Form or entering On-line, where Breeder name is asked, if unknown, write "UNKNOWN" & for Registration # write "0000".

SECTION 11 - MARKET LAMB: Must be EWES or WHETHERS ONLY. MUST BE SHORN. (New 2025)

(Can only be entered in MARKET LAMB Class - NO Ram or Ewe Classes)

Open & Youth Exhibitors may want to consider entering classes in the DEPT: OPEN & YOUTH WOOL & FIBER, FIBER ARTS Classes as well as the YOUTH DEPT: TEXTILES & NEEDLEWORK ARTS.

DEPT. 08: OPEN SHEEP SHOW

Thursday @9:00am

Superintendent: David Shippee & Tom Graves

Show Clerks: Rulyn Graves & Ruth Shippee

All Champion classes are Ribbon Only unless otherwise stated.

SECTIONS 1-10:

CLASSES: OPEN ONLY	First	Second	Third	Fourth
01 - Ram Lamb—over 3 mos.	\$16.00	\$14.00	\$13.00	\$11.00
02 - Yearling Ram—1yr. old	\$17.00	\$16.00	\$13.00	\$11.00
03 - Ram—2yrs old & over	\$18.00	\$16.00	\$13.00	\$11.00
BREED GRAND CHAMPION RAM & RESERVE GRAND CHAMPION RAM				
04 - Ewe Lamb—over 3 mos.	\$16.00	\$14.00	\$13.00	\$11.00
05 - Yearling Ewe—1yr. old	\$17.00	\$16.00	\$13.00	\$11.00
06 - Aged Ewe—2yrs old & over, must have raised a lamb this year	\$18.00	\$16.00	\$13.00	\$11.00
** BREED GRAND CHAMPION EWE & RESERVE GRAND CHAMPION EWE**				
BEST FLEECE ON ANIMAL				
**ALL BREED CHAMPION RAM*				
ALL BREED CHAMPION EWE				

SECTION 11: MARKET LAMB (New 2025)

CLASS:

01: Market Lamb ~ must be a ewe or whether only (cannot show in Ram or Ewe Classes)

Market Lambs will be Weighed on Tuesday @ 9:00 am. Classes will be created accordingly by weights and the number of animals entered.

****Grand Champion Market Lamb & Reserve Grand Champion Market Lamb****

Premiums for the following classes:	1st: \$23.00	2nd: \$18.00	3rd: \$13.00	4th: \$11.00
-------------------------------------	--------------	--------------	--------------	--------------

SECTIONS 1-10:

GROUP CLASSES: OPEN ONLY - All group classes can be from the same family/farm, but owned by different members.

07 - Pen of 3 Lambs—all rams, all ewes, or mixture

08 - Pair of Yearlings

09 - Best 2 Rams - limited to one entry per exhibitor (as these are your best 2 animals)

10 - Best 2 Ewes - limited to one entry per exhibitor (as these are your best 2 animals)

11 - Mixed Pair of the Same Age—entry consists of a ram and ewe of the same breed & same age.

12 - Daughter-Dam

13 - Flock—1 ram any age, 1 ewe 2yrs old or older, 1 ewe yearling, 1 ewe lamb

****SUPREME FLOCK—will be awarded from the First Place Flock of each Breed. Ribbon only award.****

DEPT. 09: YOUTH SHEEP SHOW

Wednesday @ 9:00 am

Superintendent: Lisa Proch w/Assistant: Jeannette Mann

All Champion classes are Ribbon Only unless otherwise stated.

Points for the following Youth classes:	Blue—40 pts.	Red—30 pts.	White—25 pts.
---	--------------	-------------	---------------

SECTIONS 1-10:

YOUTH CLASSES:

01 - Ram Lamb—over 3 months

02 - Ewe Lamb—over 3 months

03 - Yearling Ewe—1 yr old & under 2yrs. old

04 - Aged Ewe—2yrs. old & over, must have raised a lamb this year.

*****Breed Grand Champion Ewe & Reserve Breed Grand Champion Ewe*****

*****Best Fleece on Animal*****

*****All Breed Grand Champion Ewe & Reserve All Breed Grand Champion Ewe*****

*****All Breed Grand Champion Ram & Reserve All Breed Grand Champion Ram*****

SECTION 11: MARKET LAMB (New 2025) ~ (this is the class to enter for the Youth Livestock Market Auction)

01: Market Lamb ~ must be a ewe or whether only (cannot show in ewe or ram breed classes)

Market Lambs will be Weighed on Tuesday @ 9:00 am. Classes will be created accordingly by weights and the number of animals entered.

(Any animals entered in the Youth Livestock Market Auction must be of the minimum weight of 80 lbs and at least 3 months of age and under 1 year of age)

*****Grand Champion Market Lamb & Reserve Grand Champion Market Lamb*****

SECTIONS 1-10:

YOUTH GROUP CLASSES: all animals entered in group classes, must have been entered in their respective individual classes

05 - Pair of Lambs—must have been shown in their respective individual ram & ewe lamb classes.
(can be a pair of rams or pair of ewes)

06 - Mixed Pair of the Same Age—entry consists of a ram and ewe of the same breed and same age.

07 - Best 2 Females—limit one entry per exhibitor

08 - Daughter Dam—all do not need to be owned by the same youth

09 - Flock—1 lamb, 1 yearling, and 1 Ewe (all must have been shown in their respective individual classes)

*****SUPREME FLOCK—First place flocks from each breed will compete (ribbon only)*****

SECTION 12: SHOWMANSHIP ALL YOUTH must sign up for & participate in SHOWMANSHIP in order to be eligible to show in other Breed classes. List AGE AS OF JAN. 1st.

CLASSES: (Points for Showmanship Classes: Blue = 20 pts Red = 15 pts White = 10 pts)

10 - Novice Showmanship—Exhibitor showing for the first time at the Fair (any age)

11 - Showmanship—may be divided up by age

*****MASTER SHOWMAN & RESERVE MASTER SHOWMAN*****

SECTION 13: SPECIAL CONTESTS

CLASSES:

12 - Barn Herdsmanship/Shepherds—Prizes to be awarded based on points received in daily inspections of displays in the barn and the display designs. Judging is based on attractiveness and educational components. All Sheep & Goat exhibits will be entered in the competition. Additional information will be available from Superintendents.

13 - Best Dressed Sheep—may pre-enter, but post entries will be accepted. Competition to be held in the Sheep/Goat Show Tent Friday @ 6pm. Award will be a ribbon only. See "Best Dressed Calf Rules" in the Youth Dairy Department.

DEPT 10: OPEN GOATS
DEPT. 11: YOUTH GOATS

Check all of your entries for accuracy as you are responsible for your completed entry form. All exhibitors are expected to read and understand all Health Requirements and Show Rules. Submission of an entry form for the show implies the exhibitor has read and will comply with all Health Requirements and Show Rules as contained herein.

Show Superintendents	Open Show: Rylie Niles 518-832-0498 Fiber Goat Shows: Lee Levine 518-256-9194 Youth Show: Rae Schraver 518-487-1092
Barn Superintendents	Joe Hamilton 518-788-8438 (Sheep) Zach Sherman 518-590-8773 (Goats)
Event Organizers	Sheep/Goat Herdsmanship: Kate Becker Jablonski Goat & Sheep Games: Laura Sherman (Sunday @ 11:00 am) 518-788-5837
Entry Fees	Open Class: \$1.00 per class Youth Class: NO fee
Health Requirements	Read pages 19-29: Animal Health Requirements For Admission to New York State and County Fairs
YOUTH ONLY Non-Ownership Papers	Non-ownership certificates (Lease Animal Agreement) are available from the Washington County Cornell Cooperative Extension Office in Fort Edward & the completed paperwork is due to the Cornell Cooperative Extension Office <u>by 4:30 pm, MAY 31st.</u>
Required Paperwork Due w/Entries	4. A Completed Entry Form w/Payment 5. A Completed Stall Request for each species entered. 6. A Completed Camper Application w/Payment
Mandatory Meeting	Mandatory Barn Meeting in the Judging Tent of the Sheep & Goat Barn Monday of Fair @ 5:30 pm. All are required to attend.
Stall Request	-Superintendents will try to honor stall requests in placing animals; however, due to space limitations, exhibitors may not get the location requested. Superintendents may use other livestock barns. -For the Online Stall Request , please submit 1 Stall Request per species of animal . -Stall Assignment information will be available after 9am Wednesday before the Fair - No one other than the Barn Superintendent may make changes in the assignments. *The Fair reserves the right to reject entries after capacity has been reached.* All Goat Exhibitors are encouraged to decorate their exhibit in an appropriate manner.
Ownership	- OWNERSHIP OF ALL YOUTH LIVESTOCK must be by the date of JUNE 15th of the current year. - Youth exhibiting must register animals in their individual name (NOT the Farm name). - Youth exhibitors that have Non-Owned (leased) animals must have filed their paperwork with the Cornell Cooperative Extension Office by 4:30 pm on May 31st. - OWNERSHIP OF ALL OPEN CLASS LIVESTOCK must be by the date of JULY 15th of the current year. *Open Class exhibitors must be residents of Washington County. In the case of joint or multiple ownership - all owners must reside in Washington County by July 15th of the current year.

VET CHECK	<p><u>BEEF CATTLE, DAIRY CATTLE, GOATS, SHEEP, AND SWINE ARRIVAL:</u></p> <ul style="list-style-type: none"> • VET CHECKS WILL TAKE PLACE OFF THE TRAILERS. Main Entrance will be off of Route 29. The Old Schuylerville Road entrance will still be available - must follow designated Path. • UPDATES WILL BE GIVEN ONLINE, ON OUR WEBSITE AND THROUGH EMAILS. PLEASE READ. • ARRIVALS WILL TAKE PLACE ON SUNDAY starting at 9 am and ending at 7 pm and MONDAY starting at 9 am and ending at 4 pm. • REMINDER: ALL ANIMALS ARE TO BE IN PLACE BY 5 PM MONDAY. • MUST FOLLOW THE TRAFFIC PATTERN PROVIDED ON PAGE 30. • NOTE: ALL TRUCK DRIVERS OR EXHIBITORS/EXHIBITOR REPRESENTATIVES MUST HAVE ALL HEALTH PAPERS FOR ALL ANIMALS ON TRAILER AT THE TIME OF VET CHECK. • IT WOULD BE BEST TO HAVE THE EXHIBITORS/EXHIBITOR REPRESENTATIVES PRESENT TO ASSIST IN IDENTIFYING & UNLOADING ANIMALS.
CHECK-IN	<p>CHECK-IN will take place Sunday - Monday after your animals have been Vet Checked. This should be complete by 6:00 pm Monday.</p> <p>YOU WILL NEED THE FOLLOWING:</p> <ol style="list-style-type: none"> 3) Original Registration Papers 4) EXHIBITOR ENTRY LIST which is in your Exhibitor Envelope that you get from the ENTRY OFFICE ~ It also contains: Show #'s, Passes, Vehicle Hang Tags, and other Exhibitor Information. <p>NOTE: You are doing scratches at this time (X over the entry number of the class that you are not showing in.) This should be completed by 6:00 pm on Monday. Please check with your Show Superintendents. Once complete the exhibitor will sign off stating the entries and scratches are accurate. The scratches will not appear in the Judge's Book or Show Program.</p>
Dismissal	<p>GOATS MAY NOT LEAVE THEIR BARN UNTIL 9:30pm Sunday using the designated Dismissal Paths (see maps in Exhibitor Envelope. Gates for vehicle traffic will open @ 10:00 pm.</p> <p>NOTE: All displays, exhibits and animals, must remain in place in their appropriate exhibit building, their show rings, wash areas, milking parlor, or taking part in their respective event or activity until the close of Fair. EXCEPTIONS: those being exhibited at NY State Fair, yearling and aged rams, and those approved by the NYS Veterinarian for health concerns. Forfeiture of premiums and future exhibitions may result from violating this rule.</p>

GOAT SHOW SCHEDULE:

Tuesday

Youth Dairy Goat Showmanship @ 9am
Youth Dairy Goat Show following Showmanship
Youth Meat Goat Showmanship
Youth Meat Goat Show following Showmanship

Wednesday

Utility Goat Challenge @ 10:00 am in the Outdoor Goat Playground

Friday

Open Dairy & Meat Goat Show @ 9am
Best Dressed Goat/ Sheep @ 6pm

Saturday

Youth Fiber Goat Showmanship @ 9am
Youth Fiber Goat Show following Showmanship
Open Fiber Goat Show following the Youth Show

RULES & REGULATIONS FOR OPEN & YOUTH GOAT EXHIBITORS & SHOWS

1. Exhibitors are responsible for keeping their animals under control, regardless of who handles them.
2. Exhibitors of herds or a representative must be present at all times.
3. Ownership of all YOUTH livestock must be by the date of JUNE 15th of the current year.
4. Ownership of all OPEN livestock must be by the date of JULY 15th of the current year.
5. All goats must be registered with the approved breed registry and Recorded Dairy Goats are recognized by ADGA and should have registration papers. MEAT Goats that are not registered are to be entered in the SECTION: COMMERCIAL/GRADE. Reminder: a readable copy of the registration papers are to be sent in with the entry forms.
6. **NO Bucks are allowed.**
7. Dairy Goats must NOT have horns. Fiber or Meat Goats may have horns, but must have protection. Contact the Open or Youth Superintendents prior to bringing animals if you have questions.
8. No animals may be displayed, or entered, who are under 3 months of age by opening day of Fair.
9. No animal will be housed if not entered in a class.
10. Goats are to remain in pens or in areas designated by Superintendents.
11. Pens are to be cleaned by 9:30 am daily.
12. ADGA Rules will apply unless otherwise stated.
13. Only those exhibitors 5 yrs. of age (by Dec. 1st of the current year) and older may be in the show ring.
14. Dairy & Meat Goats are to be shown with a halter or collar, exhibitor's choice.
15. Only 1 exhibitor is allowed in the ring with an animal with the exception of group classes.
16. Exhibitors of Cashmere Goats are required to bring a sample of the animal's combings from the current year.
17. All animals must be entered & shown in individual classes in order to compete in group classes.
18. Superintendent may divide classes for judging as he/she desires.
19. All livestock exhibitors wishing to remove a part of their exhibit in order to show at the NY State Fair MUST NOTIFY the Superintendent on or before 5:00 pm Monday Opening Day. **The Superintendent MUST complete the appropriate form from the Entry Office, sign off on the document, and witness the removal of the animal(s).**
20. For any animal that needs to leave the Fairgrounds before the conclusion of the Fair, the exhibitor MUST inform the Superintendent who then needs to inform the Entry Office. The State Vet is required to evaluate the animal before it leaves the grounds and complete the appropriate paperwork and file it in the Entry Office before the animal leaves the premises as per Ag & Markets regulations.

YOUTH GOAT SHOW SPECIAL INSTRUCTIONS, RULES & REGULATIONS

1. For youth there is a Limit of 10 animals per exhibitor.
2. For youth, an exhibitor may show only 1 animal per class.
3. For all youth livestock the animals must be registered in the Youth Exhibitor's Name, NOT the Farm Name. The exception is the Leased Animal Program (Non-Owned Animal Program).
4. All Youth must show their own animals
5. Only one (1) exhibitor is allowed in the ring with animals with the exception of group classes.
6. **ALL youth must ENTER & PARTICIPATE in SHOWMANSHIP to be eligible to show in their BREED classes And receive premiums. Identify age as of January 1st.**
7. For Showmanship: Neatness & appearance of show person will be considered.
Dairy Goat Exhibitors must wear long white pants & white shirts with sleeves, tucked in.
Fiber & Meat Goat Exhibitors may wear western attire or show whites. Youth goat club shirts may be worn. Farm names, letters, or logos are not permitted on the show attire. No hats are allowed.
8. Animals are to be clipped prior to arrival at the Fair, ideally 1-2 weeks before Fair.
9. All milking goats will be shown with no more than 18 hours of milk.
10. If an animal is leased, the open department entry must be made in the owner's name and residency rules apply.
11. The Judge or Superintendent may dismiss any exhibitor from the show ring, if in their opinion, the goat is unmanageable, lame or the exhibitor displays poor sportsmanship.
12. Superintendents are NOT responsible for the exhibitors' behavior. Parents & Clubs should arrange for chaperones throughout the week.
13. **Youth Exhibitors of goats who have earned a BLUE RIBBON may enter the OPEN Show by PAYING THE ENTRY FEE on the day of the Youth Show by 7pm Tuesday night with the exception of those youth who are leasing goats.**

DEPT. 10: OPEN GOAT SECTIONS & CLASSES
DEPT. 11: YOUTH GOAT SECTIONS & CLASSES

DAIRY GOATS

SECTION 01 —ALPINE

SECTION 02 —LAMANCHA

SECTION 03 —NIGERIAN DWARF

SECTION 04 —NUBIAN

SECTION 09 —RECORDED GRADE (as recognized by ADGA & have REGISTRATION PAPERS)

SECTION 05 —OBERHASLI

SECTION 06 —SAANEN

SECTION 07 —SABLE

SECTION 08 —TOGGENBURG

All Champion & Reserve Champion Classes are Ribbon only unless otherwise stated.

Premiums for the following OPEN classes:	1 st - \$14.00	2 nd - \$11.00	3 rd - \$9.00
Points for ALL YOUTH GOAT classes:	Blue – 40pts	Red – 30pts	White – 25pts

CLASSES:

01 - Junior Kid— 3+ to 6 months old

02 - Junior Kid— 6+ to 12 months old

03 - Junior Doe— 12+ to 24 months old

*****Junior Breed Champion & Reserve Junior Breed Champion*****

Premiums for the following OPEN classes:	1 st - \$16.00	2 nd - \$13.00	3 rd - \$10.00
--	---------------------------	---------------------------	---------------------------

CLASSES:

04 - Milking Doe—12+ to 24 months old

05 - Milking Doe—2+ to 3 yrs. old

06 - Milking Doe—3+ to 5 yrs. old

07 - Milking Doe—Over 5 yrs. old

*****Senior Breed Champion & Reserve Senior Breed Champion*****

*****Grand Champion & Reserve Grand Champion*****

*****Best Doe in Show & Reserve Best Doe in Show*****

*****Best Udder*****

*****Best Junior Doe in Show & Reserve Best Doe in Show*****

Premiums for the following OPEN classes:	1 st - \$18.00	2 nd - \$14.00	3 rd - 10.00
--	---------------------------	---------------------------	-------------------------

GROUP CLASSES:

08 - Get of Sire—3 animals (not necessarily owned by the same exhibitor) by the same buck

09 - Produce of Dam—2 does (not necessarily owned by the same exhibitor) by the same dam

10 - Daughter - Dam—owned by the same person or farm

11 - Best 3 Females—owned by the same person or farm

GROUP CLASS - OPEN ONLY:

12 - Dairy Goat Herd - 2 Milking Does & 2 Junior Kids

*****SUPREME HERD—will be awarded from the First Place Herd of each Breed. Ribbon only award.*****

SECTION 14: YOUTH SHOWMANSHIP - This is a MANDATORY SECTION FOR ALL YOUTH. Use AGE as of Jan. 1st.

CLASSES: (Points for Showmanship Classes: Blue = 20 pts Red = 15 pts White = 10 pts)

16 - Novice Dairy Goat Showmanship—showing for the FIRST time at the Fair, any age

17 - Dairy Goat Showmanship—Show Superintendents will divide the classes by AGE

*****Master Showman & Reserve Master Showman*****

MEAT GOATS: Note that Meat Goat classes differ from Dairy Goat & Fiber Goat Classes. You may ONLY enter in Meat Goat Classes that are offered in the Meat Goat Section.

SECTION 10 —BOER (registered)

SECTION 11 —MYOTONIC (registered)

SECTION 12 —COMMERCIAL/GRADE — **This SECTION is for goats that are NOT registered. They do NOT have Registration papers.** On the Entry Form/Online write/type "000" for the Registration # & write/type "unknown" if you don't know the breeder.

Premiums for the following OPEN classes:	1 st - \$14.00	2 nd - \$11.00	3 rd - 9.00
Points for the following YOUTH classes:	Blue – 40pts	Red – 30pts	White – 25pts

CLASSES:

01 - Junior Doe—3+ to 6 months old

02 - Junior Doe—6+ to 12 months old

****Junior Breed Champion & Reserve Junior Breed Champion****

CLASSES:

03 - Senior Doe—12+ to 24 months old

Premiums for the following OPEN classes:	1 st - \$16.00	2 nd - \$13.00	3 rd - 10.00
--	---------------------------	---------------------------	-------------------------

CLASSES:

04 - Senior Doe—2+ to 3yrs. old

05 - Senior Doe—3+ to 5 yrs. old

06 - Senior Doe—Over 5yrs. old

****Senior Breed Champion & Reserve Senior Breed Champion****

Premiums for the following OPEN classes:	1 st - \$14.00	2 nd - \$11.00	3 rd - 9.00
--	---------------------------	---------------------------	------------------------

CLASSES: (This class would be the class to enter for a MARKET GOAT for the Livestock Auction if signed up)

07 - Wether—12 months old & Under (*animals will be divided into weight classes by Supt. (using tap measure)*)

****Breed Grand Champion & Reserve Breed Champion****

****Best Meat Goat of Show & Reserve Best Meat Goat of Show****

GROUP CLASSES: (there are only two group classes in this Meat Goat Division)

08- Daughter Dam—owned by the same person or farm

09 - Best 3 Females—owned by the same person or farm

SECTION 14: YOUTH SHOWMANSHIP - **This is a MANDATORY SECTION FOR ALL YOUTH. Use AGE as of Jan. 1st.**

CLASSES: (Points for Showmanship Classes: Blue = 20 pts Red = 15 pts White = 10 pts)

18 - Novice Meat Goat Showmanship—showing for the FIRST time at the Fair, any age

19 - Meat Goat Showmanship—Show Superintendents will divide the classes by AGE.

****Master Showman & Reserve Master Showman****

FIBER GOATS:

SECTION 13 —FIBER GOATS

Open & Youth Exhibitors may want to consider entering classes in the OPEN & YOUTH WOOL & FIBER DEPT, FIBER ARTS Classes as well as the “YOUTH DEPT: TEXTILES & NEEDLEWORK ARTS.”

Premiums for the following OPEN classes:	1 st - \$14.00	2 nd - \$11.00	3 rd - 9.00
Points for ALL YOUTH Classes:	Blue—40 pts	Red—30 pts	White—25 pts

CLASSES:

01 - Junior Wether—3+ to 12 months old

02 - Senior Wether—1+ to 3 yrs. old

03 - Senior Wether—Over 3 yrs. old

****Grand Champion Wether & Reserve Champion Wether****

04 - Junior Doe—3+ to 6 months old

05 - Junior Doe—6+ to 12 months old

06 - Junior Doe—12+ to 24 months old (Never freshened, Kiddled)

****Junior Grand Champion & Reserve Junior Champion****

Premiums for the following OPEN classes:	1 st - \$16.00	2 nd - \$13.00	3 rd - 10.00
--	---------------------------	---------------------------	-------------------------

CLASSES:

07 - Senior Doe—12+ to 24 months (Freshened, Kiddled)

08 - Senior Doe—2+ to 3 yrs. old

09 - Senior Doe—3+ to 5 yrs. old

10 - Senior Doe—Over 5 yrs. old

****Senior Grand Champion & Reserve Junior Champion****

****Best Fiber Goat of Show & Reserve Best Fiber Goat of show****

Premiums for the following OPEN classes:	1 st - \$18.00	2 nd - \$14.00	3 rd - 10.00
--	---------------------------	---------------------------	-------------------------

GROUP CLASSES: *only enter a group class ONCE no matter how many animals are in the class.*

11 - Get of Sire—3 animals by the same buck (not necessarily owned by the same exhibitor)

12 - Produce of Dam—2 offspring by the same dam (not necessarily owned by the same exhibitor)

13 - Daughter-Dam—owned by the same person or farm

14 - Best 3 Females—owned by the same person or farm

SECTION 14: YOUTH SHOWMANSHIP - This is a MANDATORY SECTION FOR ALL YOUTH. Use AGE as of Jan. 1st.

CLASSES: (Points for Showmanship Classes: Blue = 20 pts Red = 15 pts White = 10 pts)

20 - Novice Fiber Goat Showmanship—showing for the FIRST time at the Fair, any age.

21 - Fiber Goat Showmanship—Show Superintendents will divide the classes by AGE.

****Master Showman & Reserve Master Showman****

SHOWMANSHIP INFORMATION:

Showmanship: All YOUTH Exhibitors MUST Enter and provide AGE as of January 1st of current year. Ribbons will be awarded based on the Danish System. Judging will consider the following:

Appearance of Animal.....40pts

Appearance of Exhibitor.....30pts

Presenting Animal in the Ring.....50pts

TOTAL of 100 pts

SECTION 15: YOUTH SPECIAL CONTESTS

CLASSES:

22 - Best Dressed Goat—to be held in Sheep/ Goat Show Ring Friday @6pm. Ribbon only award.

See “BEST DRESSED CALF” rules in the DAIRY Department.

23 - Goat & Sheep Games—Sunday @ 11:00 am. See Laura Sherman to enter the day of the event.

24 - Milking Goat Demonstrations—Sign up with the Superintendent on Monday of Fair.

Open & Youth Barn Herdsmanship/Shepherds— Prizes to be awarded based on points received in daily inspections of displays in barn and the display designs: attractiveness & educational components. All Sheep & Goat exhibits will be entered in competition. Additional information will be available from superintendents.

PREMIER BREEDER & PREMIER EXHIBITOR

A Banner will be awarded based on the following point system. Top 6 head will be counted. The form must be completed & submitted to be eligible.

	1 st	2 nd	3 rd	4 th	5 th	6 th	7 th	8 th	9 th	10 th
Sr. Female Pts:	20	18	16	14	12	10	8	6	4	2
Jr. Female Pts:	10	9	8	7	6	5	4	3	2	1

DEPT 12: UTILITY/WORKING GOAT CHALLENGE

The purpose of this department is to show the other uses for goats, predominantly their ability to be pack animals and navigate difficult terrain.

Check all of your entries for accuracy as you are responsible for your completed entry form. All exhibitors are expected to read and understand all Health Requirements and Show Rules. Submission of an entry form for the show implies the exhibitor has read and will comply with all Health Requirements and Show Rules as contained herein.

This show will take place in the Goat Play Yard on Wednesday @ 10:00 am.

All health requirements are the same as all other Goat Departments. You are required to send in a Stall/Pen/Coop Request as well. If you have your goat enter in another Goat Dept it will not be necessary to complete & submit another stall request.

Show Superintendent	Eliza Schraever eschraever@gmail.com
Fee	\$1.00 per class
ARRIVAL & DISMISSAL IS THE SAME AS GOAT DEPT.	MUST GO THROUGH VET CHECK AND CHECK-IN AS ALL OTHER GOATS MUST GO THROUGH. If this goat is not shown in any other Goat Dept., you will need to complete a stall request.

SECTION 01: UTILITY/WORKING GOAT (Premiums for the following classes: 1st = \$15.00 2nd = \$13.00 3rd = \$10.00)

CLASSES:

- 01 - Junior Novice - ages 5-10 years old
- 02 - Junior - ages 5-10 year old
- 03 - Intermediate Novice - ages 11-17 years old
- 04 - Intermediate - ages 11-17 years old
- 05 - Senior Novice - ages 18 years old and older
- 06 - Senior - ages 18 years old and older
- 07 - High Adventure Award (ribbon only)

NOTE: NOVICE CLASSES are for those who have never done this before. There are no water obstacles.

RULES

1. Goats must be well trained to walk on a leash. No pulling or dragging will be accepted.
2. Halters or collars will be accepted.
3. Any age of goat is acceptable, so long as they are fit, sound and healthy for activities
4. Horns are acceptable.
5. Exhibitors may use a doe or wether. NO BUCKS ALLOWED.
6. Goats do not need to be registered.
7. Goats do not need to be clipped, but should be neat and clean, and fit for exhibition to the public.
8. Required Attire: Proper Hiking shoes, Pants and Tee shirt. Judging will take place outside in any given weather conditions (so long as it is safe for the animals, judges, and spectators). Be prepared for weather conditions.
9. Exhibitors and Animals will be asked to navigate an obstacle course of 15 different objects and challenges (ranging from logs to rocks to small pools of water).
10. Exhibitors will be asked a series of questions that pertain to the outdoors, ie.items in their pack, first aid kits. Each exhibitor will be asked to list 5 Essential Items needed in every pack.
11. All Exhibitors are asked to fill out a Hiking Record Form. All goats and exhibitors must have completed a total of 1 mile of hiking in the course of the year. This can be over a span of a couple of months as well.
12. Those entering in the HIGH ADVENTURE AWARD will need to provide details of every hike along with pictures. This is currently a Ribbon Only Class.

PACK GOAT FITTING AND SHOWING SCORECARD

APPEARANCE OF ANIMAL	POINTS
<ul style="list-style-type: none"> ● Condition & Thriftiness - showing normal growth, neither too fat or too thin. ● Hair - clean and properly groomed. ● Hooves - trimmed and shaped to enable animals to walk & stand naturally. ● Cleanliness - clean body from stains as much as possible, with special attention to clean legs, feet, tail area, nose, and ears. 	<p>5</p> <p>5</p> <p>5</p> <p>5</p>
APPEARANCE OF EXHIBITOR	
<ul style="list-style-type: none"> ● Clothes & Person - nat & clean, wearing appropriate hiking clothes and shoes for the weather. 	5
SHOWING THE ANIMAL IN THE RING	
<ul style="list-style-type: none"> ● Leading - enter, leading the animal at a normal walk around the ring in a clockwise direction, Holding the lead or collar with the right hand. *Goats should lead readily & respond quickly. You should work with your pack goat using the lead as you would on a trail, but you may hold the collar or halter if necessary for certain maneuvers. *Exhibitors should walk at a normal pace, not allowing the goat to get ahead or out of Control. No dragging of animals will be permitted. *The goat should be calm and respond quickly to your requests for maneuvers. *Poise, alertness and courteous attitude are all desired at all times. 	30
QUESTIONS	
<ul style="list-style-type: none"> ● The exhibitor will be asked five questions concerning pack goats and hiking. 	15
PACK GOAT TRAIL TEST	
<p>**Packs are optional, but are encouraged**</p> <ul style="list-style-type: none"> ● Appropriately fitted goat packs containing 10% weight or less for a goat under one year of age, and at least 10% and not more than 20% of the goat's weight for a goat over one year of age. **It is encouraged to have a pack on the goat but not necessary. <i>** You will be asked the weight of your animals and the weight of the pack it can carry for its age and weight.</i> ● Lead Equipment should consist of a working collar or halter. ● The TEN essentials of Hiking will be carried on the person in a fanny pack, backpack or vest. **It is encouraged to carry them but not necessary. <i>However, you do need to know all of them and will be asked to list them if you cannot show them**</i> 	
THE TRAIL TEST	
The test shall consist of 10 obstacles. Each obstacle is worth 3 Points	

DEPT 13: OPEN SWINE
DEPT. 14: YOUTH SWINE

Check all of your entries for accuracy as you are responsible for your completed entry form. All exhibitors are expected to read and understand all Health Requirements and Show Rules. Submission of an entry form for the show implies the exhibitor has read and will comply with all Health Requirements and Show Rules as contained herein.

Shows & Barn Superintendent	Kelly Crandall 518-629-6854
Entry Fees	Open Class: \$1.50 per class Youth Class: NO fee
Health Requirements	READ pages 19-29: Animal Health Requirements for Admission to New York State and Country Fairs
YOUTH ONLY Non-Ownership Papers	Non-ownership certificates (Lease Animal Agreement) are available from the Washington County Cornell Cooperative Extension Office in Fort Edward & the completed paperwork is due to the Cornell Cooperative Extension Office <u>by 4:30 pm, MAY 31st.</u>
Required Paperwork Due w/Entries	7. A Completed Entry Form w/Payment 8. A Completed Stall Request for each species entered. 9. A Completed Camper Application w/Payment
Stall Request	-Superintendents will try to honor stall requests in placing animals; however, due to space limitations, exhibitors may not get the location requested. Superintendents may use other livestock barns. -For the Online Stall Request , please submit 1 Stall Request per species of animal. -Stall Assignment information will be available after 9am Wednesday before the Fair -No one other than the Barn Superintendent may make changes in the assignments. *The Fair reserves the right to reject entries after capacity has been reached.* All Exhibitors are encouraged to decorate their exhibit in an appropriate manner.
Ownership	-OWNERSHIP OF ALL YOUTH LIVESTOCK must be by the date of JUNE 15th of the current year. -For all Youth exhibiting registered livestock, the animals must be registered in the YOUTH Exhibitor's name (NOT the Farm name), except in the case of Leased Animals. -OWNERSHIP OF ALL OPEN CLASS LIVESTOCK must be by the date of JULY 15th of the current year. Open Class exhibitors must be residents of Washington County. In the case of joint or multiple ownership - all owners must reside in Washington County by July 15th of the current year.
VET CHECK Off the Trailers	<u>BEEF CATTLE, DAIRY CATTLE, GOATS, SHEEP, AND SWINE ARRIVAL:</u> <ul style="list-style-type: none"> VET CHECKS WILL TAKE PLACE OFF THE TRAILERS. Main Entrance will be off of Route 29. The Old Schuylerville Road entrance will still be available - must follow designated Path. UPDATES WILL BE GIVEN ONLINE, ON OUR WEBSITE AND THROUGH EMAILS. PLEASE READ. ARRIVALS WILL TAKE PLACE ON SUNDAY starting at 9 am and ending at 7 pm and MONDAY starting at 9 am and ending at 4 pm. REMINDER: ALL ANIMALS ARE TO BE IN PLACE BY 5 PM MONDAY. MUST FOLLOW THE TRAFFIC PATTERN PROVIDED ON PAGE 30. NOTE: ALL TRUCK DRIVERS OR EXHIBITORS/EXHIBITOR REPRESENTATIVES MUST HAVE ALL HEALTH PAPERS REQUIRED FOR ALL ANIMALS ON THE TRAILER AT THE TIME OF VET CHECK. IT WOULD BE BEST TO HAVE THE EXHIBITORS/EXHIBITOR REPRESENTATIVES PRESENT TO ASSIST IN IDENTIFYING ANIMALS & UNLOADING.

CHECK-IN	<p>CHECK-IN will take place Monday after your animals have been Vet Checked. This should be complete by 4:00 pm Monday.</p> <p>YOU WILL NEED THE FOLLOWING:</p> <ul style="list-style-type: none"> 5) Original Registration Papers 6) EXHIBITOR ENTRY LIST WHICH IS IN YOUR Exhibitor Folder that you get in the ENTRY OFFICE. It contains: Your EXHIBITOR ENTRY LIST, Show #'s, Passes, Vehicle Hang Tags, and other Exhibitor Information. <p>NOTE: You are doing scratches at this time (X over the entry number of the class that you are not showing in. This should be completed by 4:00 pm on Monday. Please check with your Show Superintendents. Once complete the exhibitor will sign off stating the entries and scratches are accurate. The scratches will not appear in the Judge's Book or Show Program.</p>
Dismissal	<p>SWINE MAY NOT LEAVE THEIR BARN UNTIL 9:30pm Sunday using the designated Dismissal Paths (see map in your Exhibitor Envelope). Gates for vehicle traffic will open @ 10:00 pm.</p> <p>NOTE: All displays, exhibits and animals, must remain in place in their appropriate exhibit building, their show rings, wash areas, milking parlor, or taking part in their respective event or activity until the close of Fair. EXCEPTIONS: those being exhibited at NY State Fair, yearling and aged rams, and those approved by the NYS Veterinarian for health concerns. Forfeiture of premiums and future exhibitions may result from violating this rule.</p>

RULES & REGULATIONS FOR OPEN & YOUTH SWINE EXHIBITORS & SHOWS

1. **All Swine for Open & Youth Classes must be farrowed on January 1st through May 20th of the current year.**
2. Exhibitors are responsible for keeping their animals under control, regardless of who handles them.
3. Exhibitors of herds or a representative must be present at all times
4. All livestock are to be registered in the name of the individual Exhibitor, not the Farm name.
5. All Youth must show their own animals.
6. **ALL exhibitors must enter & show in Showmanship to be eligible to show in other Open & Youth classes.**
7. **All exhibitors must show in Western Attire. This will be required for all Champion & Reserve Classes as well. Please plan accordingly.**
8. Gilts may be entered as Market Hog or Gilt. **The same Gilt CAN NOT be entered in both classes.**
9. Any YOUTH exhibitor must have shown in the YOUTH SWINE CLASSES to be eligible for the OPEN SWINE CLASSES.
10. All Swine will be weighed (by tape) upon arrival at the fair to ensure they are entered in the proper class.
11. Exhibitors are responsible for providing their own feed and bedding.
12. **ALL Youth Exhibitors must enter HERDSMANSHIP.**
13. The Superintendent may divide classes or combine classes for judging depending on the number of entries per class.
14. For any animal that needs to leave the Fairgrounds before the conclusion of the Fair due to illness the exhibitor MUST inform the Superintendent who then needs to inform the Entry Office. The State Vet is required to evaluate the animal before it leaves the grounds and complete the appropriate paperwork and file it in the Entry Office before the animal leaves the premises as per Ag & Markets regulations.
15. **Youth Exhibitors of swine who have earned a BLUE RIBBON may enter the OPEN Show by PAYING THE ENTRY FEE on the day of the Youth Show by 7pm Tuesday night with the exception of those youth who are leasing swine.**
16. **LIMIT of 1 swine per class per exhibitor for both YOUTH & OPEN.**
17. **OPEN CLASS SWINE ENTRIES (that are not already entered in the Youth Dept.) will be limited to space available and will be accommodated on a first come first served basis.**

SWINE SHOW SCHEDULE:

Tuesday: Youth Swine Show @ 9:00 am

Wednesday: Open Swine Show @ 9:00 am

DEPT. 13: OPEN SWINE SECTIONS & CLASSES
DEPT. 14: YOUTH SWINE SECTIONS & CLASSES

Premiums for the following OPEN classes:	1 st - \$14.00	2 nd - \$11.00	3 rd - \$9.00	4 th - \$5.00
Points for the following YOUTH classes except Showmanship:	Blue = 40pts	Red = 30pts	White = 25pts	

SECTION 01: FITTING & SHOWMANSHIP—Required for both Open & Youth in order to show in other classes.

CLASSES: (Points for Youth Showmanship Classes: Blue = 20 pts Red = 15 pts White = 10 pts)

- 01 - Adult Showmanship -(OPEN ONLY)** - 19+ yrs of age as of Jan. 1 of current year.
- 02 - Senior Showmanship**—14 yrs—18 yrs of age as of Jan. 1 of the current year.
- 03 - Junior Showmanship**—not yet 14 years of age as of Jan. 1 of the current year.
- 04 - Novice Showmanship**—has never shown before.

~Master Showman & Reserve Master Showman~

SECTION 02: GILTS - Farrowed on January 1st through May 20th of current year.

CLASSES:

- 01 - Light Weight Crossbred Gilt** (150—200 lbs)
- 02 - Medium Weight Crossbred Gilt** (201—250 lbs)
- 03 - Heavy Weight Crossbred Gilt** (251—300 lbs)
- 04 - Light Weight Registered/Purebred Gilt** (150—200 lbs)
- 05 - Medium Weight Registered/Purebred Gilt** (201—250 lbs)
- 06 - Heavy Weight Registered/Purebred Gilt** (251—300 lbs)

~Champion & Reserve Champion Crossbred Gilt~

~Champion & Reserve Champion Registered/Purebred Gilt~

SECTION 03: MARKET HOGS - Farrowed on January 1st through May 20th of the current year.

CLASSES:

- 01 - Light Weight Market Hog** (150—200 lbs)
- 02 - Medium Weight Market Hog** (201—250 lbs)
- 03 - Heavy Weight Market Hog** (251—300 lbs)

~Champion & Reserve Champion Market Hog~

SECTION 04: FEEDER PIG—Farrowed on January 1st through May 20th of current year.

CLASS: 01 - Feeder Pig (under 150 lbs)

~Champion & Reserve Champion Feeder Pig~

~~Best of Show Swine & Reserve Best of Show Swine~~

SECTION 05: HERDSMANSHIP - ALL YOUTH MUST ENTER (YOUTH ONLY)

CLASS: 01 - Swine Herdsmanship - basd on the criteria below Monday evening through Sunday of Fair

Herdsmanship Criteria

1. Courtesy to other exhibitors and spectators.
2. Cleanliness and neatness of animals, aisles, bedding and pens.
3. Display of Barn/ Swine Pen decorations.
4. Personal knowledge about Swine—prepare for questions from spectators, such as information on how you have raised your swine.
5. Arrangement of feed, bedding, buckets, wheelbarrows (*empty*), brooms, etc.

(Points for Youth Herdsmanship: Blue = 30 pts Red = 15 pts White = 0 pts)

SECTION 05: SPECIAL CONTESTS

CLASS: 01 - Best Dressed Pig in a Pen (YOUTH ONLY)

DEPT. 15: OPEN POULTRY
DEPT. 16: YOUTH POULTRY

This department may be canceled at any time without notice.

Check all of your entries for accuracy as you are responsible for your completed entry form. All exhibitors are expected to read and understand all Health Requirements and Show Rules. Submission of an entry form for the show implies the exhibitor has read and will comply with all Health Requirements and Show Rules as contained herein.

Show Superintendents	Open Show: Ron Williamson 518-638-8833 Youth Show: Heid Wade 518-638-7107 Heidiwade85@gmail.com
Barn Superintendent	Tami Bentley: 518-926-8893 Assitant: Jeff Gillis
Entry Fees	Open Class: \$1.00 per class Youth Class: NO fee
Health Requirements	<p>-All Poultry exhibits MUST be at least 3 months old (no peeping). EXCEPTION is the Meat Bird Class for the Youth Livestock Market Auction.</p> <p>-Poultry (with the exception of doves, pigeons, & waterfowl) must be accompanied by the following paperwork: a) Results of a Negative Pullorum – Typhoid test conducted within 90 days prior to exhibition OR b) Proof that the birds originate directly from a US Pullorum – Typhoid clean flock or equivalent flock. See the Ag. & Markets requirements of this handbook for additional information pages 19 - 29.</p> <p>-Pullorum – Typhoid testing will be announced by Cornell Cooperative Extension Office. Please call for information (518-746-2560). This year the Pullorum Testing will be held July 2nd, from 10:00 am - 1:00 pm at the Fairgrounds. You may also check the NY State Ag. & Markets website.</p> <p>-It is recommended that no birds be shown from commercial flocks.</p> <p>-All birds should be moved to and from the Fair in clean, disinfected crates and trunks.</p> <p>-All possible precautions should be used to prevent tracking disease agents from the exhibit to other premises.</p> <p>-Exhibited birds should not be returned to home premises or any other premise where birds are harbored.</p>
Ownership	Birds must have been owned by the exhibitor for at least 30 days prior to exhibition date.
Required Paperwork	A completed Entry Form with payment. No stall/pen Request is required.
Mandatory Meeting	Thursday prior to Fair @ 6:30 pm there will be a Mandatory Barn Meeting in the Poultry Barn. All are required to attend.
Arrival	<p>-Poultry exhibits may arrive Sunday between 2:00pm—6:00pm and Monday 8:00am—4:00pm.</p> <p>-All poultry are to be in place by 5:00pm Monday, Opening Day of the Fair.</p> <p>-Vet Check – look for a schedule in your barn or contact your superintendent.</p> <p>You MUST have your Negative Pullorum Test paperwork with you upon arrival.</p>
Dismissal	<p>POULTRY MAY NOT LEAVE THEIR BARN UNTIL 9:30pm Sunday.</p> <p>Gates for vehicle traffic will open @ 10:00 pm.</p> <p>Please check in with your Superintendent before you leave.</p> <p>NOTE: All displays, exhibits and animals, must remain in place in their appropriate exhibit building, their show rings, wash areas, milking parlor, or taking part in their respective event or activity until the close of Fair. EXCEPTIONS: those being exhibited at NY State Fair, yearling and aged rams, and those approved by the NYS Veterinarian for health concerns. Forfeiture of premiums and future exhibitions may result from violating this rule.</p>

RULES & REGULATIONS FOR OPEN & YOUTH POULTRY EXHIBITORS & SHOWS

1. Birds must be of acceptable age and condition or the superintendent will reject the entry.
2. All birds will be fed and cared for without charge. Coops will be furnished as far as possible.
3. Exhibitors should be present for judging in this department.
4. Single exhibitors in a class shall receive a second award unless the judge deems the exhibit outstanding.
5. All Chickens, Ducks, Turkeys, and Geese will be judged according to the Standards of Perfection. Youth Departments will be judged using the Danish System: each exhibit judged is based on those Standards.
6. The Superintendent will create a separate class if there are at least 3 entries of the same breed in a class.
7. **Please see Superintendents on Monday to sign up for assisting in WATERING & FEEDING throughout FAIR WEEK.**
8. **AWARDS NIGHT IS Wednesday Night @ 7:00 pm**
9. For any animal that needs to leave the Fairgrounds before the conclusion of the Fair, the exhibitor MUST inform the Superintendent who then needs to inform the Entry Office. The State Vet is required to evaluate the animal before it leaves the grounds and complete the appropriate paperwork and file it in the Entry Office before the animal leaves the premises as per Ag & Markets regulations.

LIMITS:

1. **Limit of two(2) entries per any one class** may be made by one (1) exhibitor.
Example: 2 Barred Rock PULLETS or 2 Rhode Island Red HENS. You may enter more than one class for each breed –
Example: 2 Barred Rock PULLETS and 2 Barred Rock COCKERELS and 1 Barred Rock OLD TRIO.
2. **Limit of 30 ENTRIES per EXHIBITOR.**
3. Only Chickens can be shown as TRIOS which consists of 1 Male & 2 Females and may not be entered as single entries in this department.

All Entries will be entered by BREED & VARIETY & COLOR... If you do not know the Breed or Variety, PLEASE CALL your Superintendents! They are more than happy to help you with the identification of your birds.

POULTRY SHOWS:

Youth Showmanship is Tuesday @ 10:00 am
(Required for ALL YOUTH in order to be show in other classes)

Open Poultry Show is Tuesday @ 10:30 am, following Youth Showmanship

Youth Poultry Show is Wednesday @ 10:00 am

Rooster Crowing Contest is Wednesday & Thursday @ 6:00 pm
Awards Presentation Wednesday @ 7:30 pm

PEEP SHOW is Friday:
(Birds will be placed in pens by 10 am and voting will take place until 5 pm.)

Human Rooster Crowing Contest is Saturday @6:00 pm

Obstacle Course Exhibition on Sunday @11:00

POULTRY DEPARTMENT cont.

COURT OF HONOR

(Ribbon Only)

BANTAM

Champion & Res. Champion AOCCL
Champion & Res. Champion Feather Leg
Champion & Res. Champion Game
Champion & Res. Champion RCCL
Champion & Res. Champion SCCL

GRAND & RES. CHAMPION BANTAM

WATERFOWL

Champion & Res. Duck
Champion & Res. Goose

GRAND & RES. CHAMPION WATERFOWL

TURKEY

Champion & Res. Turkey

LARGE FOWL

Champion & Res. Champion American
Champion & Res. Champion AOSB
Champion & Res. Champion Asiatic
Champion & Res. Champion Continental
Champion & Res. Champion English
Champion & Res. Champion Mediterranean
Champion & Res. Champion Production Bird

**GRAND CHAMPION & RES. GRAND CHAMPION
STANDARD CHICKEN**

ORNAMENTALS

Champion & Res. Champion Guinea
Champion & Res. Champion Pheasants &
Gamebirds
Champion & Res. Champion Pigeon

**GRAND CHAMPION & RES. GRAND CHAMPION
ORNAMENTAL**

SUPER GRAND Champion Bird of Show & RESERVE SUPER GRAND Champion Bird of Show

DEPT. 15: OPEN POULTRY SECTIONS & CLASSES DEPT. 16: YOUTH POULTRY SECTIONS & CLASSES

Premiums for the following OPEN classes:	(Individuals 1 st - \$5.00 2 nd - \$3.00)	(Trio's 1 st - \$10.00 2 nd - \$5.00)
Points for All YOUTH Poultry classes:	Blue – 10pts Red – 8pts	White – 6pts

For this department you must Identify a SECTION, a VARIETY and a CLASS & COLOR!!

When entering your bird, please identify it with a Name or a Number (for example: Hen 1, Hen 2 and please use the same number when entering in Open & Youth so we do not double up on the bird).

For each of the following sections you must choose a Class as Listed Below:

CLASSES: & definition

01 -Pullet—female under 1 yr old

02 -Hen—female over 1 yr. old

03 -Cockerel—male under 1 yr. old

04 -Cock—male over 1 yr. old

05 -Young Trio—1 cockerel & 2 pullets

06 -Old Trio—1 cock & 2 hens

BANTAMS

SECTION 01 —BANTAM ALL OTHER COMB CLEAN LEG (AOCCL)

Breed:

01 -Ameraucana
02 -Buckeye
03 -Chantecler
04 -Cornish
05 -Crevecoeur
06 -Cubalaya

07 -Houdan
08 -KO Shamo
09 -LaFleche
10 -Malay
11 -Other AOCC

SECTION 02 —BANTAM FEATHERED LEGGED

Breed:

- | | |
|-----------------------------|---------------------------------|
| 01 -Belgian Bearded D’Uccle | 06 -Langshan |
| 02 -Booted(non-breaded) | 07 -Silkie (non-bearded) |
| 03 -Brahma | 08 -Silkie (bearded) |
| 04 -Cochin | 09 -Sultan |
| 05 -Faverolles | 10 -Other Bantam Feather Legged |

SECTION 03 —BANTAM GAME

Breed:

- 01 -American Game
- 02 -Modern Game
- 03 -Old English Game

SECTION 04 —BANTAM ROSE COMB CLEAN LEG (RCCL)

Breed:

- | | |
|-----------------------------|------------------------|
| 01 -Ancona-Rose Comb | 09 -Nankin |
| 02 -Araucana | 10 -Redcap |
| 03 -Belgian Bearded d’Anver | 11 -Rhode Island Red |
| 04 -Dominique | 12- Rhode Island White |
| 05 -Dorking-Rose Comb | 13 -Sebright |
| 06 -Hamburg | 14 -Wyandotte |
| 07 -Leghorn-Rose Comb | 15 -Other RCCL |
| 08 -Minorca-Rose Comb | |

SECTION 05 —BANTAM SINGLE COMB CLEAN LEG (SCCL)

Breed:

- | | |
|-------------------------|-------------------------|
| 01 -American Serama | 16 -Leghorn-Single comb |
| 02 -Ancona-Single Comb | 17 -Minorca-Single Comb |
| 03 -Andalusian | 18 -Naked Neck |
| 04 -Australorp | 19 -Nankin |
| 05 -Campine | 20 -NewHampshire |
| 06 -Catalana | 21 -Orpington |
| 07 -Delaware | 22 -Phoenix |
| 08 -Dorking-Single Comb | 23 -Plymouth Rock |
| 09 -Dutch | 24 -Rhode Island Red |
| 10 -Holland | 25 -Spanish |
| 11 -Japanese | 26 -Sussex |
| 12 -Java | 27 -Welsommer |
| 13 -Jersey Giant | 28 -Other SCCL |
| 14 -Lakenvelder | |
| 15 -Lamona | |

LARGE FOWL

For each of the following sections you must choose a Class as Listed Below:

CLASSES: (with definition

01 -Pullet—female under 1 yr. old

02 -Hen—female over 1 yr old

03 -Cockerel—male under 1 yr. old

04 -Cock—male over 1 yr. Old

05 -Young Trio - 1 cockerel & 2 pullets

06 -Old Trio —1 cock & 2 hens

You must also identify the variety/color of each entry in the custom field on line or on the paper Entry Form. If you do not know it call and ask one of the superintendents.

SECTION 06 —AMERICAN

Breed:

01 -Buckeye

02 -Chantecler

03 -Comet

04 -Delaware

05 -Dominique

06 -Holland

07 -Java

08 -Jersey Giant

09 -Lamona

10 -New Hampshire

11 -Plymouth Rock

12 -Rhode Island Red

13 -Rhode Island White

14 -Wyandotte

15 -Other American

SECTION 07 —ALL OTHER STANDARD BREEDS (AOSB)

Breed:

01 -Ameraucana

02 -Araucana

03 -Aseel

04 -Cubalaya

05 -Egyptian Fayoumi

06 -Malay

07 -Modern Game

08 -Naked Neck

09 -Old English Game

10 -Phoenix

11 -Shamo

12 -Sultan

13 -Sumatra

14 -Yokohama

15 -Other AOSB

SECTION 08 —ASIATIC

Breed:

01 -Brahma

02 -Cochin

03 -Langshan

04 -Other Asiatic

SECTION 09 —CONTINENTAL

Breed:

01 -Barnevelder

02 -Campine

03 -Crevecoeur

04 -Faverolles

05 -Hamburg

06 -Houdan

07 -LaFleche

08 -Lakenvelder

09 -Maran

10 -Polish-Bearded

11 -Polish-Non-Bearded

12 -Welsommer

13 -Other Continental

SECTION 10 —ENGLISH

Breed:

01 -Australorp
02 -Cornish
03 -Dorking-Rose Comb
04 -Dorking-Single Comb

05 -Orpington
06 -Redcap
07 -Sussex
08 -Other English

SECTION 11—MEDITERRANEAN

Breed:

01 -Ancona
02 -Andalusian
03 -Catalana
04 -Leghorn-Rose Comb
05 -Leghorn-Single Comb

06 -Minorca-Rose Comb
07 -Minorca-Single Comb
08 -Sicilian Buttercup
09 -Spanish
10 -Other Mediterranean

SECTION 12 —PRODUCTION BIRD

Breed:

01 -**Large Fowl**—Egg Layer or Meat Bird. Can be Tractor Supply or Hatchery Bird.

(If you have entered your Meat Bird in the Youth Market Animal auction, enter your bird in this class.)

SECTION 13 - MEAT BIRD (YOUTH ONLY) ~ MUST BE ENTERED IN THIS SECTION FOR THE AUCTION~ (New 2025)

01 - Meat Bird - less than 3 months old. Will be weighed prior to the Auction & weight will be published in the Auction Catalogue. Examples: cornish, cornish crosses, naked neck (turken), Big Red Broilers.

WATERFOWL

Premiums for the following OPEN classes:	1 st - \$5.00	2 nd - \$3.00	
Points for the following YOUTH classes:	Blue – 10pts	Red – 8pts	White – 6pts

For each of the following sections you must choose a Class as Listed Below:

CLASSES:

01 -Young Duck - a female under 1 yr. old
02 -Old Duck - a female over 1 yr. old

03 -Young Drake - a male under 1 yr.old
04 -Old Drake -a male over 1 yr.old

SECTION 14 —DUCKS

Breed:

01 -Black Call
02 -Black East India
03 -Black Swedish
04 -Blue Fawn Call
05 -Blue Muscovy
06 -Buff
07 -Cayuga
08 -Chocolate Call
09 -Colored Muscovy
10 -Fairy Fawn Runner

11 -Fawn Runner
12 -Grey Call
13 -Khaki Campbell
14 -Mallard
15 -Mandarin
16 -Pastel Call
17 -Pekin
18 -Penciled Runner
19 -Rouen
20 -Saxony

21 -Silver Appleyard
22 -Welsh Harlequin
23 -White Call
24 -White Crested
25 -White Mandarin
26 -White Muscovy
27 -White Runner
28 -Other Duck Breed

For each of the following sections you must choose a Class as Listed Below:

CLASSES:

01 -Young Goose - a female under 1 yr. old

02 -Old Goose - a female over 1 yr. old

03 -Young Gander - a male under 1 yr. old

04 -Old Gander - a male over 1 yr. old

SECTION 15 —GEESE

Breed:

01 -African

02 -Brown Chinese

03 -Buff

04 -Canada

05 -Embden

06 -Pilgrim

07 -Toulouse

08 -White Chinese

09 -Other Goose Breed

ORNAMENTALS

For each of the following sections you must choose a Class as Listed Below:

CLASSES:

01 -Pullet - female under 1 yr. old

02 -Hen - female over 1 yr. old

03 -Cockerel - male under 1 yr. old

04 -Cock - male over 1 yr. old

SECTION 16 - GUINEAS

Breed:

01 -Blue

02 -Lavender

03 -Pearl

04 -Purple

05 -White

06 -Other Guinea Variety

SECTION 17 —PHEASANTS & GAMEBIRDS

Breed:

01 -Bobwhite Quail

02 -Chukar Partridge

03 -Elliot's

04 -Hungarian Partridge

05 -Impeyan

06 -India Blue Pea Fowl

07 -Lady Amherst's

08 -Melanistic

09 -Mutant

10 -Red Golden

11 -Reeves

12 -Ringneck

13 -Silver

14 -Silver Pied Pea Fowl

15 -Swin Hoe

16 -White

17 -Yellow Golden

18 -Other Pheasant or Gamebird

SECTION 18 —PIGEONS

CLASSES:

01 -Young Hen - a female under 1 yr. old

02 -Old Hen - a female over 1 yr. old

03 -Young Cock - a male under 1 yr. old

04 -Old Cock - a male over 1 yr. old

Breed:

01 -Fantail

02 -Jacobin

03 -Racing Homer

04 -Tumbler

05 -Other Pigeon Breed

TURKEYS

For each of the following sections you must choose a Class as Listed Below:

CLASSES:

01 -Young Hen - a female under 1 yr.old

02 -Old Hen - a female over 1 yr. old

03 -Young Tom - a male under 1 yr. old

04 -Old Tom - a male over 1 yr. old

SECTION 19 —TURKEYS (youth may enter this section for the Youth Livestock Market Auction)

Breed:

01 -Blue Slate

02 -Bourbon Red

03 -Bronze

04 -Royal Palm

05 -Sweet Grass

06 -White Holland

07 -Other Turkey Breed

08 - Meat Bird Turkey - enter this class if
entering your Turkey in the Youth
Market
Livestock Auction

SECTION 20 —YOUTH SHOWMANSHIP

ALL YOUTH MUST ENTER & PARTICIPATE in order to be eligible to show in other classes. Youth Exhibitors do not show up for this class, their premiums will be forfeited. See the Superintendent for additional information concerning showmanship.

(Tuesday @ 10am) YOUTH ONLY

01-CLASS: (Points for Showmanship Classes: Blue = 20 pts Red = 15 pts White = 10 pts)

01 - Showmanship—classes will be divided by age groups at the discretion of the superintendent and the Judge. Please provide your age as of January 1st.

SECTION 21 —SPECIAL CONTESTS

CLASSES: YOUTH ONLY

01 - Photography Contest—Child & Favorite Bird (YOUTH ONLY)

Photo is to be 5" x 7" without a frame. Ribbons will be given for 1st, 2nd, and 3rd place in each of the following age groups below. The judging will be based on the child and the bird, not the photography skills involved.

AGE GROUP TO BE IDENTIFIED ON ENTRY FORM : -5 to 8 yr. olds

-9 to 12yr. olds

-13 to 18yr. Olds

02 - PEEP SHOW—Best Dressed Chicken (YOUTH ONLY) Friday: Birds will be placed in pens at 10:00 am and voting will take place (by the public) up until 5:00 pm. No Entry Fee, RIBBON ONLY AWARD. Contestants may sign up in the Poultry Barn the day of the Contest. Participants will dress their bird and will then place them in numbered cages Outside the Poultry Barn.

CLASSES: OPEN ONLY

03 - Rooster Crowing Contest—\$1.00 entry fee (Wednesday through Thursday @ 6pm)

- **Special Award**— a ribbon to the champion bird
- **Laryngitis Award**—a ribbon to each exhibitor in the contest whose bird did not crow during any part of the competition.

The contest will be based solely on the number of "crows" during a specific 15-minute period. The volume, tone, musical quality and other features of a rooster's crow will not be taken into consideration. The rooster having the most crows recorded to his credit at the end of the week (after Thursday's contest) will be deemed "THE CHAMPION".

Any breed/variety of poultry entered in regular classes is eligible for the Crowing Contest. **YOU MUST PRE-ENTER ON THE ENTRY FORM.** Exhibitors or their representatives are to be present each night and are responsible for seeing that their bird(s) are placed in the competition and returned to their own coop. Exhibitors may enter a total of 2 Roosters.

04 -Human Crowing Contest—Saturday @ 6pm - NO entry fee. Ribbon only award. Contestants may sign up in the Poultry Barn the day of the contest. Participants will be lined up outside the Poultry Barn, given a number, and a chance to "crow" The public will then vote for their favorite.

DEPT 17: YOUTH RABBIT SHOWS

Check all of your entries for accuracy as you are responsible for your completed entry form. All exhibitors are expected to read and understand all Health Requirements & Show Rules. Submission of an entry form for the show implies the exhibitor has read and will comply with all Health Requirements & Show Rules as contained herein.

Show & Barn Superintendent	TBA Please contact the Entry Office with questions (518-692-2464)
Jr. Superintendents	Alyona Benson & Ellianna Crandall
Entry Fee	No Entry Fee.
Health Requirements	Each rabbit is REQUIRED to have a PERMANENT TATTOO in its LEFT EAR prior to the Fair. A Tattoo and Showmanship Clinic will be held in July before the Fair. To be Announced. Check the Fair web page for information or reach out to the Superintendents, the Entry Office, or the Cornell Cooperative Extension Office 518-746-2560. During this clinic you will also be able to make sure of the Breed of your Rabbit. You may reference the breed at www.arba.net/breeds.html or contact the Superintendent.
Required Paperwork	A completed Entry Form with payment. No stall/pen Request is required.
Mandatory Meeting for Exhibitors	Thursday before the Fair at 5:00 pm. For all rabbit exhibitors there will be a meeting to help set up the Tent with coops and prepare for the Fair. At this time you will be asked to sign up for 2 -one hour shifts. All exhibitors will be scheduled to do feedings and cleanings. Failure to do so may result in forfeiture of awards. If you are absolutely unable to attend, please contact the Superintendent.
Arrival of Rabbits & VET CHECK by Barn Superintendent	~Rabbits are to be brought in on opening day Monday between 9:00 am and 5:00 pm. ~All animals are to be in place by 5:00 pm. ~All animals will be inspected and checked BEFORE being cooped. Diseased stock will be returned to the exhibitor immediately and are to be removed from the fairgrounds immediately (as per NYS Ag. & Markets Rules and Regulations and along with a vet check by the NY State Veterinarian).
Limits	Limit of 10 Rabbits per exhibitor. All exhibitors must be present to show their own rabbit.
Special Instructions	<ol style="list-style-type: none"> Exhibitors may not sell or advertise for sale, or in any other way remove animals from exhibit (exception: if the animal is ill and is ordered to be removed by the NY State Vet) All animals exhibited must have been owned, cared for, selected and groomed by the exhibitor since June 15th of the current year. All classes will be judged according to ARBA Standards of Perfection. For the safety of the rabbits, no litters will be allowed with does for show purposes. All animals must be at least 3 months of age and completely weaned before the Fair. Exhibitors may want to consider entering classes in the YOUTH Wool & Fiber Dept.
Shows	Tuesday: Showmanship @ 10:00 am. This class is MANDATORY for all exhibitors. Show Order: Novice, then Juniors, then Seniors Wednesday: Rabbit Show @ 10:00 am Saturday: Best Dressed Rabbit @ 7:00 pm Sunday: Awards Ceremony Breakfast @ 10:00 am.
Dismissal	RABBITS MAY NOT LEAVE THEIR PENS in the TENT UNTIL 9:30 pm on Sunday. Please check with the Superintendent before removing your rabbit so she is aware you are picking up your rabbit(s). NOTE: All displays, exhibits and animals, must remain in place in their appropriate exhibit building, their show rings, wash areas, milking parlor, or taking part in their respective event or activity until the close of Fair. EXCEPTIONS: those being exhibited at NY State Fair, yearling and aged rams, and those approved by the NYS Veterinarian for health concerns. Forfeiture of premiums and future exhibitions may result from violating this rule.

DEPT 17: YOUTH RABBITS SECTIONS AND CLASSES

When entering Rabbits, you must identify the **SECTION** (which is the Breed) and the **CLASS** (which is the sex & age).

RABBIT SECTIONS

SECTION 01: English Angora
SECTION 02: French Angora
SECTION 03: American Chinchilla
SECTION 04: Standard Chinchilla
SECTION 05: Californian
SECTION 06: Champagne D'Argent
SECTION 07: Creme D'Argent
SECTION 08: Continental Giant
SECTION 09: Flemish Giant
SECTION 10: Havana
SECTION 11: Himalayan
SECTION 12: Jersey Wooley
SECTION 13: English Lop
SECTION 14: Holland Lop
SECTION 15: Mini Lop
SECTION 16: Velveteen Lop
SECTION 17: Lionhead
SECTION 18: Netherland Dwarf
SECTION 19: New Zealand
SECTION 20: Polish
SECTION 21: Rex
SECTION 22: Mini Rex
SECTION 23: Satin
SECTION 24: Mini Satin
SECTION 25: Pet Rabbit
SECTION 26: Other Breed- identify the breed if known or if its a mixed breed.

YOU MUST CHOOSE A CLASS:

CLASSES:

01 -Jr. Doe - female under 6 months old
02 -Sr. Doe - female over 6 months old
03 -Jr. Buck - male under 6 months old
04 -Sr. Buck - male over 6 months old

SECTION 27: SHOWMANSHIP (this class is MANDATORY for all exhibitors)

~Sign up for your appropriate Age Division. Exhibitor age is the age you are as of January 1st of the current year.

~Each exhibitor will only choose 1 of their rabbits for showmanship. Showmanship Classes will be judged on the youth's knowledge of their animal, the handling of the animal, and the appearance and knowledge of rabbit anatomy.

(Points for Showmanship Classes: Blue = 20 pts Red = 15 pts White = 10 pts)

CLASSES:

01 -Rabbit Novice Showmanship - 1st year showing, exhibitor is 5 - 8 years of age

(If 5- 8 years of age, but showed last year then the exhibitor must enter the JUNIOR. CLASS)

02 -Rabbit Junior Showmanship - exhibitor is 5 - 12 years of age

03 -Rabbit Senior Showmanship - exhibitor is 13 - 18 years of age

SECTION 28: SPECIAL CONTEST

Judging will be broken down into categories. Check with the Superintendent prior to the Fair.

CLASS:

01 -Best Dressed Rabbit (1 entry per exhibitor)

DOMESTIC ARTS IN THE HANDMADE & HOMEGROWN BUILDING

All exhibits in this department will be exhibited in the Handmade & Homegrown Building.

Check all of your entries for accuracy as you are responsible for your completed entry form. All exhibitors are expected to read and understand all Show Rules. Submission of an entry form for the show implies the exhibitor has read and will comply with all Show Rules as contained herein.

Domestic Arts:

Dept. 18: Open Food Preservation

Dept. 19: Open Pastries, Baked & Specialty Foods

Dept. 20: Open Crafts

Dept. 21: Open Fine Arts

Dept. 22: Open Photography

Dept. 23: Open Textiles & Fabrics

Dept. 24: Open Wood Arts & Furnishing

Superintendents	Marjie McDougall 518-638-8586 Norma Saville 518-747-6911 Lori Bain 518-638-8671
Check – In Arrival of Items	Check—In of items: Saturday (AUGUST 16th) Between 9:00am – 3:00pm at the PICNIC PAVILION. At Check—In you will pick up your list of entries and entrytags of the items you brought. You will receive your day passes at this time (# passes is based on the # of items you brought). Judging begins @ 3:30pm.
Entry Fee	\$.50 per entry, except \$1.00 fee for Themed Tree
Dropping off of Exhibits You are encouraged to bring a WAGON to transport your entries to the H&H Building.	<ul style="list-style-type: none"> In an effort to alleviate the traffic/exhibitor congestion on Saturday & Monday of judging, we have developed a traffic route for exhibitor's. Refer to the map in the FRONT of this Handbook for the traffic pattern. All exhibitors for Handmade & Homegrown Building can either: <ul style="list-style-type: none"> A) Park in Exhibitor Parking and carry in exhibits OR B) Drive in Gate B, drop off your exhibits & drive back out to Exhibitor Parking outside Gate C. There will be a 15 minute unloading area at each building. C) Anyone with a handicap hang tag or license plates can park near the buildings. There will be ONE-WAY traffic down Broadway and to the front of both the Handmade & Homegrown and YOUTH Buildings.
Volunteer Shifts	Please sign up to volunteer in the Handmade & Homegrown Building at the time of Dropping Off Exhibits. The Supt. will provide you with a Day-Pass to Supervise the Building for the day of your shift. Thank you.
Limits	1 item per class
Special Instructions	<ol style="list-style-type: none"> All exhibits must be entered in the name of the bona fide maker of the article. No article shall be permitted to be exhibited in this department if it has been previously exhibited in prior years. Exhibitors must provide hangers labeled/tagged w/name for garments. Failure to do so will drop the article one place (award). Any Identification of the maker that has been sewn on or inked in or signed on the piece should be covered to insure anonymity during judging. This cover will be removed when judging is complete. Ribbons will be awarded to 3 places when earned.

Removal	<p>NO ITEMS MAY BE REMOVED FROM THEIR BUILDING UNTIL 9:30 pm on Sunday.</p> <p>NOTE: All displays, exhibits and animals, must remain in place in their appropriate exhibit building until the close of Fair. Forfeiture of premiums and future exhibitions may result from violating this rule.</p> <p>All Exhibits must be removed from the building by 4:00 pm on Monday after the Fair.</p>
---------	---

DEPT 18: OPEN FOOD PRESERVATION SECTIONS & CLASSES

Check all of your entries for accuracy as you are responsible for your completed entry form. All exhibitors are expected to read and understand all Show Rules. Submission of an entry form for the show implies the exhibitor has read and will comply with all Show Rules as contained herein.

Rules & Regulations	<ol style="list-style-type: none"> 1. Foods will be judged on the basis of appearance; the final selection on quality and taste. 2. All canned goods must be sealed. 3. Canned goods may be opened and tasted only when the judge finds it necessary in order to make a final decision of placing. 4. Baked goods may be cut and tasted. 5. All Baked Goods must be in clear plastic bags for judging. 6. All Preserved Food must be exhibited in GLASS JARS and must have been canned within a year. 7. Recipes must be included for all entries. 8. The size of the jar required is specified in each class. 9. Products canned with preservatives (other than Salt or Sugar) will be DISQUALIFIED . 10. Products not sealed will be DISQUALIFIED. 11. If directions are not followed, the award will be dropped one place. For example, if a recipe is not included, an original 1st place will be dropped to 2nd place.
Standards for ALL CANNED PRODUCTS	<p>Color: As nearly as possible as that of the natural fruit or vegetable.</p> <p>Clearness: Syrup or clear liquid.</p> <p>Pack: Arrangement with reference to symmetry and best use of space. Uniformity of shape and size. As large a proportion of solids to liquids as possible.</p> <p>Method: Only USDA approved canning methods are acceptable. Indicate canning method used on the label.</p> <p>Containers: Standard canning jars only.</p> <p>Flavor: As nearly as possible like the natural flavor. Canned fruits should not be too sweet. Only light sugar syrup.</p> <p>Texture: Tender, but not overcooked. Uniformly-ripened products. No defective or over-ripened fruits or vegetables. Usually young and tender vegetables should be canned.</p>

Premiums for the following classes:	1st - \$5.00	2nd - \$4.00	3rd - \$3.00
-------------------------------------	--------------	--------------	--------------

SECTION 01: BUTTERS - Must be exhibited in a 4oz. or an 8 oz. Regulation jelly/jam jar.

CLASSES:

01 -Apple

02 -Apricot

03 -Blueberry

04 -Peach

05 -Other Butter not listed

SECTION 02: CONSERVES - Must be exhibited in a 4oz. or an 8 oz. Regulation jelly/jam jar.

CLASSES:

01 -Apple

02 -Apricot

03 -Blueberry

04 -Peach

05 -Other Conserve not listed

SECTION 03: JAMS - Must be exhibited in a 4oz. or an 8 oz. Regulation jelly/jam jar.

Rules & Standards	NO PARAFFIN IS TO BE USED ON JAMS AND JELLIES. TEXTURE: Clear and thick, but not too soft a jam. FLAVOR: Natural fruit flavor preserved; not too much or too little sugar.
------------------------------	--

CLASSES:

- | | |
|---|-----------------------------|
| 01 -Blackberry | 05 -Raspberry without seeds |
| 02 -Blueberry | 06 -Rhubarb Combination |
| 03 -Boozy Jam - (for example: Bacon Whiskey Jam, Bourbon Peach Jam, etc.) | 07 -Strawberry |
| 04 -Peach | 08 -Other Jam not listed. |

SECTION 04: JELLIES - Must be exhibited in a 4oz. Or an 8 oz. Regulation jelly/jam jar.

Rules & Standards	NO PARAFFIN IS TO BE USED ON JAMS AND JELLIES. TEXTURE: Shape preserved when removed from the mound: quivering, shape retained when cut with a spoon. FLAVOR: Natural fruit flavor preserved; not too much or too little sugar.
------------------------------	---

CLASSES:

- 01 -Apple Combination
- 02 -Apple/Crabapple
- 03 -Boozy Jelly - (for example: Apple cider Bourbon Jelly, Spiced Crabapple Jelly w/Scotch Whiskey, etc.)
- 04 -Current
- 05 -Elderberry
- 06 -Grape
- 07 -Mint
- 08 -Pepper
- 09 -Other Jelly not listed

SECTION 05: CANNED FRUITS

Must be exhibited in a PINT JAR WITH RINGS. MUST IDENTIFY PROCESSING METHOD. RECIPE MUST BE INCLUDED.

CLASSES:

- | | |
|---------------------|-----------------------------------|
| 01 -Apples (Spiced) | 04 -Pears |
| 02 -Applesauce | 05 -Red Cherries |
| 03 -Peaches | 06 -Other Canned Fruit not listed |

SECTION 06: CANNED PICKLES

Must be exhibited in a PINT JAR WITH RINGS. MUST IDENTIFY PROCESSING METHOD. RECIPE MUST BE INCLUDED.

CLASSES:

- | | |
|------------------------------|-------------------------------------|
| 01 -Bread & Butter Pickles | 08 -Ripe Cucumber Pickles |
| 02 -Dill Pickles | 09 -Sauerkraut |
| 03 -Fermented Red Cabbage | 10 -Sour Cucumber Pickles |
| 04 -Mixed Pickles | 11 -String Bean Pickles |
| 05 -Mustard Pickles | 12 -Sweet Cucumber Pickles |
| 06 -Pickled Beets | 13 -Tomato Pickles |
| 07 -Pickled Mixed Vegetables | 14 -Other Canned Pickles not listed |

SECTION 07: CANNED VEGETABLES

Must be exhibited in a PINT JAR WITH RINGS. MUST IDENTIFY PROCESSING METHOD. RECIPE MUST BE INCLUDED.

CLASSES:

- | | |
|------------------|---------------------------------------|
| 01 -Beets | 05 -Tomato Sauce |
| 02 -Carrots | 06 -Tomatoes |
| 03 -Corn | 07 -Other Canned Vegetable not listed |
| 04 -String Beans | |

SECTION 08: CONDIMENTS & RELISHES

Must be exhibited in a PINT JAR WITH RINGS. MUST IDENTIFY PROCESSING METHOD AND INCLUDE RECIPE.

CLASSES:

01 -Chili Sauce
02 -Chutney
03 -Corn Relish
04 -Cucumber Relish
05 -Pepper Relish

06 -Salsa
07 -Tomato Relish
08 -Zucchini Relish
09 -Other Condiment or Relish not listed

SECTION 09: DECORATIVE FLAVORED VINEGARS

ALL CLASSES ARE TO BE DISPLAYED IN INTERESTING GLASS OF 6 oz. or larger that is clear or very lightly tinted.

Vinegar should be a complimentary balance of flavor and acid. RECIPE MUST BE INCLUDED.

CLASSES:

01 -Berry
02 -Fruit
03 -Herb

04 -Combination
05 -Other Flavored Vinegar not listed

DEPT 19: OPEN PASTRIES, BAKED, AND SPECIALTY FOODS SECTIONS & CLASSES

Check all of your entries for accuracy as you are responsible for your completed entry form. All exhibitors are expected to read and understand all Show Rules. Submission of an entry form for the show implies the exhibitor has read and will comply with all Show Rules as contained herein.

Rules & Regulations	<ol style="list-style-type: none">1. All Baked Goods are to be entered in unsealed clear plastic bags for judging.2. All Baked Goods must be thoroughly cooled before wrapping.3. All Classes must be from "SCRATCH" (without a mix) unless otherwise stated.4. The RECIPE MUST BE INCLUDED for ALL BAKED GOODS.5. All Breads will be cut.6. ALL MUFFINS should have NO PAPERS so the judge can see the crust, texture and grain.
---------------------	---

SECTION 01: CAKES AND CUPCAKES

Rules & Standards	<p>Rules:</p> <ol style="list-style-type: none">1. All classes must be from "SCRATCH" unless otherwise stated.2. ¼ of one 8" or 9" Layer Cake, ¼ Sheet Cake, or ½ of a Standard Loaf Cake are required per entry.3. All Layer Cakes may be frosted. Only cake is judged.4. Frosting on other cakes is optional.5. NO papers on muffins and cupcakes except the ones for decoration only (so as to see the crust). <p>Standards:</p> <p>Size: Medium, if Layer Cake, should be uniform thickness. Size of Layer Cake: 2 layers of 8" or 9". Loaf Cakes are to be made in a standard pan.</p> <p>Shape: Level or slightly rounded.</p> <p>Color: Cakes made with fat should be golden. Sponge Cakes should be golden or light brown.</p> <p>Crust: Cakes made with fat should be tender, smooth, thin. Sponge Cakes should be rough, and slightly, sugary.</p> <p>Flavor: No decided taste of shortening, egg or leving.</p> <p>Texture: Cakes made with fat should be light, tender and easily broken, fine and uniform grain. Sponge Cakes should be light tender and velvety with no signs of doughiness, and fine grained.</p> <p>Frosting: Smooth and glossy in appearance. Not granular, not brittle, not so soft as to be sticky. Mild in flavor, not highly colored and spongy if cooked.</p> <p>Moisture: Slightly moist but not elastic when pressed with finger.</p>
-------------------	--

Premiums for the following classes:	1st - \$5.00	2nd - \$3.00	3rd - \$ 2.00
-------------------------------------	--------------	--------------	---------------

SECTION 01: CAKES AND CUPCAKES cont.

Cake classes, Angel, Chiffon, Sponge, or Butter (typical layer cake) baked in any style pan - layer, loaf, bundt, sheet, or tube pan or cupcakes (3). Choose a CLASS and FLAVOR when entering.

CLASSES of Cakes in any style:

- 01 -Angel
- 02 -Butter Cake (typical layer cake)
- 03 -Chiffon
- 04 -Sponge

FLAVOR:

- 01 -Apple
- 02 -Applesauce
- 03 -Carrot
- 04 -Chocolate
- 05 -Pineapple
- 06 -Spice
- 07 -Vanilla
- 08 -Zucchini
- 09 -Other Flavor not listed

SECTION 02: CANDIES

Premiums for the following classes:	1st - \$5.00	2nd - \$3.00	3rd - \$2.00
-------------------------------------	--------------	--------------	--------------

CLASSES

- 01 -Any Nut Candies
- 02 -Cooked Fudge
- 03 -Diabetic Candy
- 04 -Dipped Chocolate Covered Fondant - any variety
- 05 -Peanut Brittle
- 06 -Peanut Butter Fudge (cooked)
- 07 -Penuche
- 08 -Uncooked Fudge
- 09 -Other Candy not listed - (such as "Turkish Delight")

SECTION 03: COOKIES FROM "SCRATCH"

Rules & Standards	<p>Rules:</p> <ul style="list-style-type: none">- All cookies are to be made from scratch. 3 cookies of uniform size are required per entry. <p>Standards:</p> <p>Size: Not over 4 inches in diameter.</p> <p>Shape: Uniform.</p> <p>Color: Delicate Brown.</p> <p>Flavor: Characteristic of type of cookie and balanced flavor.</p> <p>Texture & Grain: This depends on the type of cookie: Thin Rolled Cookies should be crisp; Others should be a fine even grain and be somewhat moist or chewy depending on the type of cookie.</p>
-------------------	---

Premiums for the following classes:	1st - \$3.00	2nd - \$2.00	3rd - \$1.00
-------------------------------------	--------------	--------------	--------------

CLASSES:

- 01 -Brownies (regarded as chocolate cookie bars)
- 02 -Chocolate Chip
- 03 -Decorated Holiday Cookies
- 04 -Filled Cookies
- 05 -Fruit
- 06 -Fruit Bar
- 07 -Ginger
- 08 -Molasses
- 09 -Oatmeal
- 10 -Peanut Butter
- 11 -Pressed Cookies
- 12 -Sugar
- 13 -Zucchini
- 14 -Other Cookies not listed

SECTION 04: DECORATED CAKES and CUPCAKES - Only the Decorations will be judged. The Base can be anything, i.e. cake pans, box, etc. Include the type of frosting and the type of coloring used along with your recipe.

Premiums for the following classes:	1st - \$10.00	2nd - \$9.00	3rd - \$8.00
-------------------------------------	---------------	--------------	--------------

CLASSES:

- 01 -Anniversary Cake
- 02 -Birthday Cake
- 03 -Cup Cakes- can be individual (3 of uniform size) or used together to create a decorative piece for celebration.
- 04 -Gingerbread House/Graham Cracker House
- 05 -Novelty Cake - Theme is "Autumn Harvest"
- 06 -Pride of Washington County Cake - cake decorated in the theme of "Pride of Washington County".
Include a description/explanation of your decor with your entry.
- 07 -Wedding Cake
- 08 -Other Decorated Cake not listed

SECTION 05: PIES

Rules & Standards	Rules: No Cream Pies. Standards: Size: May use a 4 inch pan or larger. Color: Light Brown Crust Texture: Tender and flaky upon cutting. Flavor of Crust: Agreeable and well blended. Consistency of Filling: Fruit Pies are moist, but not too syrupy and thoroughly cooked. Shell Pies should have a filling that is firm, but not too firm, smooth and tender.
------------------------------	--

Premiums for the following classes:	1st - 7.00	2nd - \$5.00	3rd - \$4.00
-------------------------------------	------------	--------------	--------------

CLASSES:

01 -Apple	07 -Pecan
02 -Blackberry	08 -Pumpkin
03 -Blueberry	09 -Raspberry
04 -Cherry	10 -Rhubarb
05 -Combination Pie -any berry or fruit combination	11 -Other Pie not listed (no cream pies)
06 -Peach	(ex: Pumpkin Cheesecake Pie)

SECTION 06: HOMEMADE DESSERT CREATIONS/PRESENTATIONS (Made from Scratch)

Rules & Standards	Rules: <ol style="list-style-type: none"> 1. Recipes are to be included and are required for each entry. 2. Three (3) individual servings or presentations are required for each entry. Standards: Size: Display on a 6 inch white glazed paper or foam plate. Flavor & Texture: Characteristic of type of creation. Presentation: To include place, decorations/embellishments or garnishes per individual serving or one whole dessert may be presented for the effect and cutting for the judges and the display.
------------------------------	--

Premiums for the following classes:	1st - 5.00	2nd - \$3.00	3rd - \$2.00
-------------------------------------	------------	--------------	--------------

CLASSES:

01 -Any Formed/Cut & Filled /Embellished Specialty Cake	04 -Fruit Cobblers
02 -Cheesecake of any variety	05 -Fruit Desserts
03 -Dessert Crepes	06 -Other Dessert Creation/Presentation not listed

SECTION 07: NEARLY HOMEMADE DESSERT CREATIONS/PRESENTATIONS

Rules & Standards	<p>Rules:</p> <ol style="list-style-type: none"> 1. These Desserts are to be made from a MIX PLUS imaginative additions and/or ingredients and/or manipulated techniques to create a new product. 2. Recipes are to be included and are required for each entry. 3. Three (3) individual servings or presentations are required for each entry. <p>Standards:</p> <p>Size: Display on a 6 inch white glazed paper or foam plate.</p> <p>Flavor & Texture: Characteristic of type of creation.</p> <p>Presentation: To include place, decorations/embellishments or garnishes per individual serving or one whole dessert may be presented for the effect and cutting for the judges and the display.</p>
------------------------------	--

Premiums for the following classes:	1st - 3.00	2nd - \$2.00	3rd - \$1.00
-------------------------------------	------------	--------------	--------------

CLASSES:

- 01 -Cheesecake
- 02 -Dump Cake
- 03 -Fruit Cobblers/Crisps
- 04 -Fruit Desserts
- 05 -Other Nearly Homemade Dessert Creation/Presentation not listed

SECTION 08 : YEAST BREADS

Standards	<p>Size: Exhibitors may use a 3" x 5" pan or any standard whole loaf or ½ loaf or any unique size.</p> <p>Shape: Oblong; uniform height in all parts except for unique shapes.</p> <p>Crust: Uniform golden brown, crisp and smooth.</p> <p>Crumb: Well raised, equally light throughout, absence of heavy spots or streaks, not heavy for size, slightly moist, creamy white, tender but not crumbly, fine even grain, elastic when pressed lightly with finger.</p> <p>Flavor: Sweet and nutty; no suggestion of sourness or taste of yeast, except a slight suggestion of sour for sourdough bread.</p>
------------------	---

Premims for the following classes:	1st - \$6.00	2nd - \$5.00	3rd - \$4.00
------------------------------------	--------------	--------------	--------------

CLASSES:

- | | |
|---|---|
| 01 -Bagels | 08 -Oatmeal Bread |
| 02 -Beer Bread | 09 -Plain Pan Rolls - 3 of uniform size |
| 03 -Cinnamon Rolls - 3 of uniform size | 10 -Pull Apart Yeast Bread - any style |
| 04 -Coffeecake | 11 -White Bread |
| 05 -Combination Yeast Bread (of Nuts & Dried Fruit) | 12 -Other Yeast Bread not listed |
| 06 -Fancy Rolls - 3 of uniform size | |
| 07 -Holiday Bread | |

SECTION 09: FROZEN YEAST BREAD DOUGH - First ingredient must be frozen yeast bread dough and using one's imagination, make a new Creation with added ingredients.

Premiums for the following classes:	1st - \$3.00	2nd - \$2.00	3rd - \$1.00
-------------------------------------	--------------	--------------	--------------

CLASSES:

- | | |
|--------------------------------|--|
| 01 -Coffeecake | 03 -Novelty Bread - specify in Entry Description box |
| 02 -Danish - 3 of uniform size | 04 -Rolls - 3 of uniform size |
| | 05 -White Bread |

SECTION 10: QUICK BREADS - May use a 3"x 5" pan. ½ standard loaf, or any whole unique shape or supply 3 Muffins of uniform size.

CLASSES:

- | | | |
|---------------------------------|-------------------------------|----------------------------------|
| 01 -Apple Muffins | 06 -Brown Bread | 10 -Zucchini Bread |
| 02 -Banana Bread | 07 -Coffeecake | 11 -Other Muffins not listed |
| 03 -Biscuits- 3 of uniform size | 08 -Pumpkin Bread | 12 -Other Quick Bread not listed |
| 04 -Blueberry Muffins | 09 -Scones- 3 of uniform size | |
| 05 -Bran Muffins | | |

SECTION 11: NEARLY HOMEMADE QUICK BREADS

These quick breads are to be made from a mix plus imaginative additions and/or ingredients and/or manipulated techniques to create a new product. May use a 3"x 5" pan, 1/2 standard loaf or any whole unique shape or 3 muffins of uniform size. No papers on muffins.

CLASSES:

- 01 -Any Bar Cookie - 3 specimens of uniform size
- 02 -Any Coffee Cake
- 03 -Any Cookie - 3 specimens of uniform size
- 04 -Any Muffin - 3 specimens of uniform size (no paper on)
- 05 -Any Quick Bread
- 06 -Any Scone - 3 specimens of uniform size

SECTION 12: DRIED FOODS - MUST INCLUDE RECIPE

Premiums for the following classes:	1st - \$3.00	2nd - \$2.00	3rd - \$1.00
-------------------------------------	--------------	--------------	--------------

CLASSES:

- 01 -Fruit Bark/Leather
- 02 -Individual Fruits/Pieces
- 03 -Individual Vegetables/Pieces

SECTION 13: GLUTEN FREE FOODS - MUST INCLUDE RECIPE

Premiums for the following classes:	1st - 4.00	2nd - \$3.00	3rd - \$2.00
-------------------------------------	------------	--------------	--------------

CLASSES:

- 01 -Gluten Free Cake
- 02 -Gluten Free Coffee Cake
- 03 -Gluten Free Cookies - 3 of uniform size
- 04 -Gluten Free Quick Bread
- 05 -Gluten Free Yeast Bread

SECTION 14: SUGAR FREE FOODS - MUST INCLUDE RECIPE

Premiums for the following classes:	1st - 4.00	2nd - \$3.00	3rd - \$2.00
-------------------------------------	------------	--------------	--------------

CLASSES:

- 01 -Sugar Free Cake
- 02 -Sugar Free Coffee Cake
- 03 -Sugar Free Cookies - 3 of uniform size
- 04 -Sugar Free Quick Bread
- 05 -Sugar Free Yeast Bread

SECTION 15: NATURAL SWEETENERS - MUST INCLUDE RECIPE. With Cookies - 3 of uniform size are required.

When entering this section, you must choose a **CLASS** and a **NATURAL SWEETENER** to write on your entry form.

Premiums for the following classes:	1st - 4.00	2nd - \$3.00	3rd - \$2.00
-------------------------------------	------------	--------------	--------------

When using "Other Natural Sweetener" specify on your entry form or online "Entry Description".

CLASSES:

- 01 -Cake
- 02 -Coffeecake
- 03 -Cookies
- 04 -Quick Bread
- 05 -Yeast Bread

NATURAL SWEETENER:

- 01 - Honey
- 02 -Maple
- 03 -Molasses
- 04 -Other Natural Sweetener not listed (ex: agave, stevia..)

SECTION 16: SAUCES

Rules	<ul style="list-style-type: none">1. Sauces must be sealed in a 4 oz. or 8 oz. glass canning jar.2. ONLY USDA approved canning methods are acceptable.3. Include recipe & indicate canning method used with your entry.
-------	---

Premiums for the following classes:	1st - 4.00	2nd - \$3.00	3rd - \$2.00
-------------------------------------	------------	--------------	--------------

CLASSES:

- 01 -Citrus
- 02 -Savory
- 03 -Sweet & Sour

SECTION 17: RECIPE MODIFICATION PRODUCTS - Change a recipe that is high in sugar, fat, and/or salt by modifying those ingredients. Other ingredients may be substituted to create a healthier food product that is both eye appealing and delicious. Include with your entry, the Original Recipe as well as your Modified Recipe with your entry.

Premiums for the following classes:	1st - 4.00	2nd - \$3.00	3rd - \$2.00
-------------------------------------	------------	--------------	--------------

CLASSES:

- 01 -Any Bread
- 02 -Breakfast Cookies - 3 of uniform size
- 03 -Cake
- 04 -Coffeecake
- 05 -Cookies - 3 of uniform size
- 06 -Quick Bread

SECTION 18: WASHINGTON COUNTY PRESENTATION (A Pride of Washington County Class)

(premiums: 1st -\$6, 2nd-\$4, 3rd-\$3)

CLASS:

- 01 -**Celebration Gift Basket** - A basket/container of 3 to 4 homemade products from your Washington County garden, orchard, farm, forest, and/or field. This should be presented in a themed fashion using an innovative container. Judging will be based on your presentation as well as your products. Products may be from Canned Goods, Baked Goods or any other homemade product from above sections and classes.

DEPT 20: OPEN CRAFTS

Check all of your entries for accuracy as you are responsible for your completed entry form. All exhibitors are expected to read and understand all Show Rules. Submission of an entry form for the show implies the exhibitor has read and will comply with all Show Rules as contained herein.

SECTION 01: HANDCRAFTS

Premiums for the following classes:	1st - \$4.00	2nd - \$3.00	3rd - \$2.00
-------------------------------------	--------------	--------------	--------------

CLASSES:

- | | |
|---|---|
| <ul style="list-style-type: none"> 01 -Apron - decorated with the use of dyes or paints 02 -Apron - with Hand Needlework (embroidery, quilting) 03 -Apron - with machine embroidery 04 -Basket Weaving - of any method 05 -Calligraphy - on any object like a card or certificate 06 -Decorated Photo Album Cover 07 -Decorated Pillowcase 08 -Decorated Sweatshirt with Needlework 09 -Decorated Sweatshirt with dyes or paints 10 -Decorated Tote Bag using any medium 11 -Macrame' Item | <ul style="list-style-type: none"> 12 -Natural Handcraft Item - item made of cones, gourds, etc 13 -Origami Handcraft Item 14 -Papercutting (Scherenschnitte) 15 -Photo Scrapbook/Illustrated 16 -Stenciled Item (Fabric) 17 -Stenciled Item (Other than fabric) 18 -Stuffed Toy 19 -Tooled Leather Item 20 -Other Decorated Fabric Item not listed 21 -Other Fabric Item with Needlework not listed 22 -Other Handcrafted Item not listed |
|---|---|

SECTION 02: HOLIDAY ARTICLES

Premiums for the following classes:	1st - \$4.00	2nd - \$3.00	3rd - \$2.00
-------------------------------------	--------------	--------------	--------------

CLASSES:

- | | |
|--|---|
| <ul style="list-style-type: none"> 01 -Counted Cross Stitch Holiday Article 02 -Crocheted Holiday Article 03 -Fabric Holiday Article 04 -Felt Holiday Article 05 -Felted Holiday Article 06 -Glass Holiday Article - Etched 07 -Glass Holiday Article - Hand Painted 08 -Knitted Holiday Article | <ul style="list-style-type: none"> 09 -Metal Holiday Article 10 -Natural Materials Holiday Article (use of cones...) 11 -Needlework Arts Holiday Article 12 -Plastic Canvas Holiday Article of Original Design 13 -Quilted Holiday Article 14 -Stained Glass Holiday Article 15 -Wooden Holiday Article 16 -Other Holiday Article made of a medium not listed |
|--|---|

SECTION 03: THEMED TREE - Theme is "Homemade Harvest" (fee is \$1.00 to enter)

Premiums for the following classes:	1st - \$10.00	2nd - \$6.00	3rd - \$4.00
-------------------------------------	---------------	--------------	--------------

CLASS:

- 01 -Decorated Themed Tree** - Using an artificial tree not to exceed 36 inches, decorate it with homemade craft items that represent your interpretation of "Homemade Harvest". You may have battery operated lights (no outlets are available for plug-in lights).
- Your tree will be judged on the overall use of homemade crafts and the expression of the Theme.

DEPT 21: OPEN FINE ARTS

Check all of your entries for accuracy as you are responsible for your completed entry form. All exhibitors are expected to read and understand all Show Rules. Submission of an entry form for the show implies the exhibitor has read and will comply with all Show Rules as contained herein.

SECTION 01: CARD & LETTER ILLUSTRATION

When entering a class in this section you must identify the CLASS and the TECHNIQUE used on your entry form.

Rules & Regulations	All cards must be entered with envelopes and a holder or self-standing device. All messages must be age and family appropriate.
--------------------------------	---

Premiums for the following classes:	1 st - \$3.00	2 nd - \$2.00	3 rd - \$1.00
-------------------------------------	--------------------------	--------------------------	--------------------------

CLASSES:

- 01 -All Occasion Card
- 02 -Birthday Card
- 03 -Gift Card
- 04 -Thank You Card
- 05 -Letter Design

TECHNIQUE:

- 01 -Computer Designed & Processed
- 02 -Hand Crafted
- 03 -Hand Stenciled
- 04 -Original Design & Computer Processed
- 05 -Original Hand Painted
- 06 -Rubber Stamp
- 07 -Mixed Technique

SECTION 02: CERAMICS / POTTERY

When entering a class in this section you must identify the CLASS and the TECHNIQUE used on your entry form.

Premiums for the following classes:	1 st - \$5.00	2 nd - \$4.00	3 rd - \$3.00
-------------------------------------	--------------------------	--------------------------	--------------------------

CLASSES:

- 01 -Castware or Greenware – (*firing may not be necessary*)
- 02 -Coil construction
- 03 -Draped
- 04 -Free Form
- 05 -Pinch Pot
- 06 -Slab Construction
- 07 -Mixed Technique
- 08 -Wheel Thrown – Altered wheel
- 09 -Wheel Thrown – Functional Piece
- 10 -Wheel Thrown – Non Functional Piece
- 11 -Other Ceramic/Pottery Piece not listed

TECHNIQUE:

- 01 -High Fired
- 02 -Low Fired
- 03 -No Firing Required

SECTION 03: JEWELRY

When entering a class in this section you must identify the CLASS and the MEDIUM used on your entry form.

Premiums for the following classes:	1 st - \$5.00	2 nd - \$4.00	3 rd - \$3.00
-------------------------------------	--------------------------	--------------------------	--------------------------

CLASSES:

- 01 -Bracelet or Armband
- 02 -Earrings
- 03 -Necklace
- 04 -Pendant
- 05 -Pin or Brooch
- 06 -Ring

MEDIUMS:

- 01 -Beading
- 02 -Silver
- 03 -Wood
- 04 -Mixed Medium
- 05 -Other Medium not listed

SECTION 04: PAINTING & DRAWING

When entering a class in this section you must identify the CLASS and the MEDIUM used on your entry form.

Premiums for the following classes:	1st - \$10.00	2nd - \$9.00	3rd - \$8.00
-------------------------------------	---------------	--------------	--------------

CLASSES:

- 01 -Abstract
- 02 -Animal
- 03 -Collage
- 04 -Computer Generated Art
- 05 -Computer Manipulated Art
- 06 -Portraits
- 07 -Scenic Work
- 08 -Sketch
- 09 -Still Life
- 10 -Miniature —8" x 10" or smaller (including frame)

MEDIUMS:

- 01 -Acrylic
- 02 -Charcoal
- 03 -Colored Pencil
- 04 -Oil
- 05 -Pastels
- 06 -Pen and Ink
- 07 -Pencil
- 08 -Watercolor
- 09 -Mixed Media
- 10 -Other Medium not listed

11 -Painting from a picture (copy) of a Children's Classic Illustration —provide copy of the original

12 -Painting from a picture (copy) of Old Master's - provide a copy of the original

13 -Pride of Washington County Painting or Drawing—scene representative of Washington County.

Provide an explanation on a 3" x 5" index card. Make sure you identify a medium.

14 -Other Painting or Drawing not listed

SECTION 05: TOLE & FOLK ART PAINTING

Definitions:

Tole Painting is done with multiple layers of paint in a swirled application technique. Primary subjects are birds, flowers, fruits, and vegetables.

Folk Art uses a "Grandma Moses" style or simplistic style or technique. Primary subjects are landscapes, scenes, buildings, and simple figures.

Premiums for the following classes:	1 st - \$4.00	2 nd - \$3.00	3 rd - \$2.00
-------------------------------------	--------------------------	--------------------------	--------------------------

CLASSES:

- 01 -Tole Art Framed Painting
- 02 -Tole Art Unframed Article— may be a container, covered basket, tray or other Home Décor Item
- 03 -Folk Art Framed Painting
- 04 -Folk Art Unframed Article— may be a container, covered basket, tray or other Home Décor Item
- 05 -Pride of Washington County Folk Art Painting—scene representative of Washington County.

Provide an explanation on a 3" x 5" index card.

SECTION 06: SCULPTURE

Premiums for the following classes:	1 st - \$5.00	2 nd - \$4.00	3 rd - \$3.00
-------------------------------------	--------------------------	--------------------------	--------------------------

CLASSES:

- 01 -Clay Sculpture - Handbuilt & Decorative
- 02 -Clay Sculpture - Handbuilt & Functional
- 03 -Glass Sculpture - free standing, 3-dimensional, decorative
- 04 -Metal Sculpture -Decorative
- 05 -Metal Sculpture - Functional
- 06 -Wooden Sculpture - Decorative
- 07 -Wooden Sculpture - Functional
- 08 -Mixed Media Sculpture - Decorative
(include a card stating mediums used)
- 09 -Mixed Media Sculpture - Functional
(include a card stating mediums used)
- 10 -Sculpture made of other medium not listed

SECTION 07: STAINED GLASS & RELATED GLASS ART

Premiums for the following classes:	1 st - \$5.00	2 nd - \$4.00	3 rd - \$3.00
-------------------------------------	--------------------------	--------------------------	--------------------------

CLASSES:

01 -3-D Stained Glass Objects – Large (10” or more)

02 -3-D Stained Glass Objects – Small (under 10”)

03 -Beveled Glass Piece

04 -Etched Glass Piece

05 -Flat Piece of Stained Glass – Large (10” or more)

06 -Flat Piece of Stained Glass – Small (under 10”)

07 -Hand Painted Glass Piece

08 -Kiln Glass Piece

09 -Stained Glass Garden Accessory

10 - Other Stained Glass not Listed - except sculpture

DEPT 22: OPEN PHOTOGRAPHY SECTIONS & CLASSES

Check all of your entries for accuracy as you are responsible for your completed entry form. All exhibitors are expected to read and understand all Show Rules. Submission of an entry form for the show implies the exhibitor has read and will comply with all Show Rules as contained herein.

SECTION 01: PHOTOGRAPHY

When entering a class in this section you must identify the CLASS and the photograph as BLACK & WHITE (BW) or COLOR on your entry form.

Rules & Regulations	<ol style="list-style-type: none">1. All pictures must be framed and ready to hang with sturdy secure workable hanging devices in place. Frames must be solid, NOT poster type. Photography entries will NOT BE JUDGED if they do not have a solid frame.2. While it is not necessary, matting is suggested to enhance your work.3. ALL photos must be at least 8 inches by 10 inches. The overall size may vary with matting and frame.4. Exhibitors may use neatly cut, appropriately sized heavy paper for a mat. A title is desired. Please cover the artist's name until it is judged. The tag covering the artist's name will be removed if possible for display to expose the Artist's name.
Limits	One (1) entry per class.

Premiums for the following classes:	1 st - \$10.00	2 nd - \$6.00	3 rd - \$5.00
-------------------------------------	---------------------------	--------------------------	--------------------------

CLASSES:

01 -Animal Portrait (BW) - facial features are total focus of picture w/eyes open

02 -Animal Portrait (Color) - facial features are total focus of picture w/eyes open

03 -Animal, Domestic (BW)

04 -Animal, Domestic (Color)

05 -Animal, Domestic Caricature (BW) -exploits/exaggerates features to show humor/satire

06 -Animal, Domestic Caricature (Color) -exploits/exaggerates features to show humor/satire

- 07 -Animal, Domestic in Action at work or play (BW)**
- 08 -Animal, Domestic in Action at work or play (Color)**
- 09 -Artistic Study Print (BW)** - not still life - a close up of usually small sized objects or parts of objects emphasizing line, and form. Usually focused on one(1) item. (See 'Still Life' description)
- 10 -Artistic Study Print (Color)** - not still life - a close up of usually small sized objects or parts of objects emphasizing line, form, and/or color. Usually focused on one(1) item. (See 'Still Life' description)
- 11 -Computer Enhanced Work (BW)** - original photo needs to be included with entry. Use of computer to purposefully improve special feature or to clarify or changeshade of the original photo or to change photo to create an artistic look.
- 12 -Computer Enhanced Work (Color)** - original photo needs to be included with entry. Use of computer to purposefully improve special feature or to clarify or change color of the original photo or to change photo to create an artistic look.
- 13 -Computer Generated Portrait (BW)** - portrait photo that has completely been reworked and changed from its original. Original photo must be included with the entry.
- 14 -Computer Generated Portrait (Color)** - portrait photo that has completely been reworked and changed from its original. Original photo must be included with the entry.
- 15 -Computer Manipulated (BW)** - new photo composition which produces a new picture. The original photo must be included with the entry.
- 16 -Computer Manipulated (Color)** - new photo composition which produces a new picture. The original photo must be included with the entry.
- 17 -Floral Print (BW)** - should be a close up showing the blossom's shape and texture.
- 18 -Floral Print (Color)** - should be a close up showing the blossom's color, shape, and texture.
- 19 -Night Scene (BW)** - a village, city, backyard, street, etc.
- 20 -Night Scene (Color)** - a village, city, backyard, street, etc.
- 21 -Night Sky (BW)** - stars, northern lights, lightning, moon, etc.
- 22 -Night Sky (Color)** - stars, northern lights, lightning, moon, etc.
- 23 -Pastoral (BW)** - peaceful country/rural landscape/ with animals as part of the focus, or as background of a landscape, but not the total importance of the picture.
- 24 -Pastoral (Color)** - peaceful country/rural landscape/ with animals as part of the focus, or as background of a landscape, but not the total importance of the picture.
- 25 -Photo Story (BW)** - 16" x 20" size including the frame using 3 - 7 prints. Choose any one of the following: life cycles, seasons or season, holiday event or celebration, or ceremonial event.
- 26 -Photo Story (Color)** - 16" x 20" size including the frame using 3 - 7 prints. Choose any one of the following: life cycles, seasons or season, holiday event or celebration, or ceremonial event.
- 27 -Photography on Canvas or Fabric (BW)** - framed with an overall size of at least 10" x 14".
- 28 -Photography on Canvas or Fabric (Color)** - framed with an overall size of at least 10" x 14".
- 29 -Photography on Fabric Paper (BW)** - framed with an overall size of at least 10" x 14".
- 30 -Photography on Fabric Paper (Color)** - framed with an overall size of at least 10" x 14".
- 31 -Portrait (BW)** - facial features are the total focus of the picture with eyes open.
- 32 -Portrait (Color)** - facial features are the total focus of the picture with eyes open.
- 33 -Pride of Washington County Collage of Photos (BW)** - includes 6-8 photos with a theme (ex. Covered bridges, tractors, barns, hay fields,etc.). Include an explanation/description of the theme with your entry.
- 34 -Pride of Washington County Collage of Photos (Color)** - includes 6-8 photos with a theme (ex. Covered bridges, tractors, barns, hay fields,etc.). Include an explanation/description of the theme with your entry.
- 35-Scenic Garden (BW)** - garden scape
- 36 -Scenic Garden (Color)** - garden scape
- 37 -Scenic Travelog (BW)** - outside of Washington County
- 38 -Scenic Travelog (Color)** - outside of Washington County
- 39 -Scenic Washington County (BW)**
- 40 -Scenic Washington County (Color)**
- 41 -Silhouette (BW)** - darkened forms against a lighter background
- 42 -Silhouette (Color)** - darkened forms against a lighter background
- 43 -Still Life (BW)** - a grouping of natural or man-made non-living objects emphasizing form and composition
- 44 -Still Life (Color)** - a grouping of natural or man-made non-living objects emphasizing form and composition
- 45 -Big Game Wildlife (BW)** - in natural habitat/background
- 46 -Big Game Wildlife (Color)** - in natural habitat/background
- 47-Wildlife - Birds (BW)**
- 48 -Wildlife - Birds (Color)**
- 49 -Wildlife - Butterfly(ies) (BW)**
- 50 -Wildlife - Butterfly(ies) (Color)**

- 51 -Wildlife - Insects (BW)
- 52 -Wildlife - Insects (Color)
- 53 -Small Game Wildlife (BW) - in natural habitat/background
- 54 -Small Game Wildlife (Color) - in natural habitat/background
- 55 -Professional Class - Photographer's Choice (BW) - exhibitor must have received payment for photography work.
- 56 -Professional Class - Photographer's Choice (Color) - exhibitor must have received payment for photography work.
- 57 -Professional Class - Portrait (BW) - exhibitor must have received payment for photography work.
- 58 -Professional Class - Portrait (Color) - exhibitor must have received payment for photography work.
- 59 -Other (BW)
- 60 -Other (Color)

DEPT 23: OPEN TEXTILES & FABRICS SECTIONS & CLASSES

Check all of your entries for accuracy as you are responsible for your completed entry form. All exhibitors are expected to read and understand all Show Rules. Submission of an entry form for the show implies the exhibitor has read and will comply with all Show Rules as contained herein.

Judging is based on the following criteria:	<ol style="list-style-type: none"> 1. General appearance. 2. Careful construction, presentation, clean, well pressed, neatly folded or hung. Suitable for intended use. 3. Material: appropriate in quality, design, and color. 4. Thread: appropriate quality, size and color. 5. Workmanship: stitches and edges smooth and even. Stitches are of appropriate length. 6. Finishing: Back of article is neat, corners well made, and ends of thread are properly held in place.
--	--

SECTION 01: CROCHETED ARTICLES & GARMENTS

Premiums for the following classes:	1 st - \$4.00	2 nd - \$3.00	3 rd - \$2.00
-------------------------------------	--------------------------	--------------------------	--------------------------

Items made of handspun yarn should be entered in the "WOOL & FIBER" Department.

CLASSES:

- | | |
|---|--|
| <ul style="list-style-type: none"> 01 -Accessory for Home 02 -Adult Sweater or Dress 03 -Afghan – Baby/Lap size 04 -Afghan – Full size 05 -Doll clothes 06 -Garment for Child or Infant | <ul style="list-style-type: none"> 07 -Hat 08 -Mittens or Gloves 09 -Scarf or Fashion Accessory 10 -Socks/Slippers 11 -Other Adult Apparel not listed 12 -Other Crocheted Article not listed |
|---|--|

SECTION 02: KNITTED ARTICLES & GARMENTS

Premiums for the following classes:	1 st - \$4.00	2 nd - \$3.00	3 rd - \$2.00
-------------------------------------	--------------------------	--------------------------	--------------------------

Items made of handspun yarn should be entered in the "WOOL & FIBER" Department.

CLASSES:

- | | |
|---|---|
| <ul style="list-style-type: none"> 01 -Accessory for Home 02 -Adult Sweater, Dress 03 -Afghan – Baby/Lap size 04 -Afghan – Full Size 05 -Doll clothes 06 -Garment for Child or Infant | <ul style="list-style-type: none"> 07 -Hat 08 -Mittens or Gloves 09 -Scarf or Fashion Accessory 10 -Socks/Slippers 11 -Other Adult Apparel 12 -Other Knitted Article not listed |
|---|---|

SECTION 03: HAND LOOMED WOVEN ARTICLES & GARMENTS

Premiums for the following classes:	1 st - \$5.00	2 nd - \$3.00	3 rd - \$2.00
-------------------------------------	--------------------------	--------------------------	--------------------------

CLASSES:

- 01 -Accessory - (purse, shawl, hat, belt,etc.)
- 02 -Coverlet / Blanket
- 03 -Towels/ Table Linens
- 04 -Wall Hanging
- 05 -Woven Wearable Article
- 06 -Other Hand Loomed Woven Article/Garment not listed.

SECTION 04: FABRIC GARMENTS for CHILDREN & INFANTS

Premiums for the following classes:	1 st - \$5.00	2 nd - \$4.00	3 rd - \$3.00
-------------------------------------	--------------------------	--------------------------	--------------------------

CLASSES:

- 01 -Simple Construction – no zipper, no buttons, elastic or drawstring used
- 02 -Other Simple Construction for Child/Infant not listed

Premiums for the following classes:	1 st - \$10.00	2 nd - \$6.00	3 rd - \$4.00
-------------------------------------	---------------------------	--------------------------	--------------------------

CLASSES:

- 03 -Blouse/Shirt—w/buttons & buttonholes &/or zipper
- 04 -Pants/shorts—w/buttons & buttonholes &/or zipper
- 05 -Special Occasion Outfit—such as a Christening Gown, Flower Girl Dress, etc.
- 06 -Costume of Any Kind
- 07 -Holiday Costume
- 08 -Lined Tailored Article
- 09 -Unlined Tailored Article
- 10 -Other Clothing Item for Child/Infant not listed

SECTION 05: FABRIC GARMENTS for MEN & WOMEN

Premiums for the following classes:	1 st - \$5.00	2 nd - \$4.00	3 rd - \$3.00
-------------------------------------	--------------------------	--------------------------	--------------------------

CLASSES:

- 01 -Simple Construction – no zipper, no buttons, elastic or drawstring used.(ex: capes, flyway jackets)
- 02 -Other Simple Construction for Men/Women

Premiums for the following classes:	1 st - \$10.00	2 nd - \$6.00	3 rd - \$4.00
-------------------------------------	---------------------------	--------------------------	--------------------------

CLASSES:

- 03 -Blouse/Shirt—w/buttons & buttonholes &/or zipper
- 04 -Costume of Any Kind
- 05 -Shorts/Pants—w/buttons & buttonholes &/or zipper
- 06 -Special Occasion Wear—Wedding Gown, Prom, etc.
- 07 -Lined Tailored Article
- 08 -Unlined Tailored Article
- 09 -Other Clothing Item for Men/Women not listed

SECTION 06: FABRIC MADE ACCESSORIES

Premiums for the following classes:	1 st - \$5.00	2 nd - \$4.00	3 rd - \$3.00
-------------------------------------	--------------------------	--------------------------	--------------------------

CLASSES:

01 -Apron

02 -Handbag

03 -Hat

04 -Purse/Wallet

05 -Tote

06 - Other Fabric Made Accessory not listed

SECTION 07: HOOKED ARTICLES

CLASSES:

01 -Hand Hooked Rug

02 -Hand Hooked Wall Hanging

03 -Latch Hooked Rug

04 -Latch Hooked Wall Hanging

05 -Other Hand Hooked Home Furnished Item not listed

06 -Other Latch Hooked Home Furnished Item not listed

07 -Pride of Washington County Hooked Article/Wall Hanging—scene /design representative of Washington County.
Include an explanation with entry on a 3" x 5" index card.

SECTION 08: FRAMED NEEDLEWORK ARTS

CLASSES: (Counted Cross Stitch, Crewel, or Regular Embroidery to be done on a canvas and hung)

01 -Counted Cross Stitched

02 -Crewel

03 -Regular Embroidery

04 -Mixed Needlework Piece - (any or all of the above used one piece)

05 -Other Form of Framed Needlework Art not listed

06 -Pride of Washington County -Framed Needlework Art—scene representative of Washington County.
Include an explanation on a 3" x 5" index card.

SECTION 09: NON-FRAMED NEEDLEWORK ARTS

CLASSES:

01 -Counted Cross Stitch Item

02 -Crewel Item

03 -Regular Embroidery

04 -Mixed Needlework Piece

05 -Needlework Wearable Item: motif work embroidery, country cross stitch, crewel, etc... on a sweater, vest or jacket.

06 -Other Not Framed Needlework Art not listed

SECTION 10: QUILTS, QUILTED ARTICLES and PATCHWORK

Rules & Regulations	<ol style="list-style-type: none">1. All wall hangings must be ready to be hung with appropriate devices when entered.2. The name or title of design and/or a brief history of the piece would be welcomed.3. For machine quilting, indicate if the exhibitor or someone else quilted the item.4. Please cover name or signature on quilts for judging. (It will be removed after judging.)5. Include a card neatly displaying the name of the quilt pattern if available.
--------------------------------	--

Premiums for the following classes:	1st - \$10.00	2nd - \$6.00	3rd - \$4.00
-------------------------------------	---------------	--------------	--------------

****When entering these classes make sure that you write out the entire class name, including how it was made.****

CLASSES:

- 01 -Baby Size Quilt** - Hand pieced & Hand quilted
- 02 -Baby Size Quilt** - Machine pieced & Hand quilted
- 03 -Baby Size Quilt** - Machine pieced & Machine quilted
- 04 -Baby Size Quilt** - Pieced & Tied
- 05 -Baby Size Quilt** - Quilt includes applications of applique' or embroidery

- 06 -Lap Size Quilt** - Hand pieced & Hand quilted
- 07 -Lap Size Quilt** - Machine pieced & Hand quilted
- 08 -Lap Size Quilt** - Machine pieced & Machine quilted
- 09 -Lap Size Quilt** - Pieced & Tied
- 10 -Lap Size Quilt** - Quilt includes applications of applique' or embroidery

- 11 -Twin to King size Quilt** - Hand pieced & Hand quilted
- 12 -Twin to King size Quilt** - Machine pieced & Hand quilted
- 13 -Twin to King size Quilt** - Machine pieced & Machine quilted
- 14 -Twin to King size Quilt** - Pieced & Tied
- 15 -Twin to King size Quilt** - Quilt includes applications of applique' or embroidery

- 16 -Wall hanging** - Hand pieced & Hand quilted
- 17 -Wall hanging** - Machine pieced & Hand quilted
- 18 -Wall hanging** - Machine pieced & Machine quilted
- 19 -Wall hanging** - Pieced & Tied
- 20 -Wall hanging** - Quilt includes applications of applique' or embroidery

- 21 -Quilted Accessory** - Hand pieced & Hand quilted (tote, handbag, purse, etc)
- 22 -Quilted Accessory** - Machine pieced & Hand quilted
- 23 -Quilted Accessory** - Machine pieced & Machine quilted
- 24 -Quilted Accessory** - Pieced & Tied
- 25 -Quilted Accessory** - Quilted Accessory includes applications of applique' or embroidery
- 26 -Wearable Quilted Item** - Sweater, jacket, or vest, etc
- 27 -Other Quilted Item not listed** - (such as a home decor item like a table runner, placemats, pillow, etc.) (1 entry per exhibitor)
- 28 -Fabric Paper Piecing** - of any size
- 29 -Pride of Washington County Quilt/ Wall Hanging**—scene or design representative of Washington County. Include an explanation with an item on a 3" x 5" index card.

DEPT 24: WOOD ART AND FURNISHINGS

Check all of your entries for accuracy as you are responsible for your completed entry form. All exhibitors are expected to read and understand all Show Rules. Submission of an entry form for the show implies the exhibitor has read and will comply with all Show Rules as contained herein.

SECTION 01: REFINISHING

Premiums for the following classes:	1st - \$5.00	2nd - \$4.00	3rd - \$3.00
-------------------------------------	--------------	--------------	--------------

CLASSES:

- 01 -Refinished Decorative piece (such as picture frames, clocks, etc.)
- 02 -Refinished Small Piece of Furniture
- 03 -Restored piece of Small Furniture
- 04 -Other Refinished Piece not listed

SECTION 02: WOODEN FURNISHINGS

Premiums for the following classes:	1st - \$10.00	2nd - \$6.00	3rd - \$4.00
-------------------------------------	---------------	--------------	--------------

CLASSES:

- | | |
|-------------------------------------|--|
| 01 -Small Chair | 06 -Doll House Furniture or Other Small Scaled Furniture |
| 02 -Small Occassion Table | 07 -Foot Stool |
| 03 -Small Chest | 08 -Picture Frame/Bookends |
| 04 -BookShelf/Holder | 09 -Walking Cane/Stick |
| 05 -Rocking Horse (or other animal) | 10 -Other Wooden Article or Furniture not listed |

SECTION 03: OUTDOOR and LAWN FURNITURE

Premiums for the following classes:	1st - \$10.00	2nd - \$6.00	3rd - \$4.00
-------------------------------------	---------------	--------------	--------------

CLASSES:

- | | |
|--|--|
| 01 -Handcrafted Item from a Commercial Pattern | 04 -Pride of Washington County - Painted Barn Quilt - Max. |
| 02 -Handcrafted Item from an Original Design | Size of 4' x 4' |
| 03 -Pre-Cut Item | 05 -Other Outdoor/Lawn Furniture not listed |

SECTION 03: OUTDOOR and LAWN FURNITURE cont.

Premiums for the following classes:	1st - \$7.00	2nd - \$5.00	3rd - \$3.00
-------------------------------------	--------------	--------------	--------------

CLASSES:

- | | |
|--------------------------|---|
| 06 -Flower Box/ Planter | 09 -Bird House/ Feeder |
| 07 -Lawn Ornament | 10 -Cart |
| 08 -Wind Chimes/ Catcher | 11 -Other small scale outdoor item not listed (ex: a bench) |

SECTION 04: HANDCRAFTED TOYS (No Pre-cut pieces)

Premiums for the following classes:	1st - \$10.00	2nd - \$6.00	3rd - \$4.00
-------------------------------------	---------------	--------------	--------------

CLASSES:

- | | |
|----------------|------------|
| 01 -Car/ Truck | 03 -Puzzle |
| 02 -Pull Toy | 04 -Game |

SECTION 05: WOOD CARVING

Premiums for the following classes:	1st - \$10.00	2nd - \$6.00	3rd - \$4.00
-------------------------------------	---------------	--------------	--------------

CLASSES:

- | | |
|----------------------|----------------------------------|
| 01 -Birds | 04 -Wild Animals |
| 02 -Waterfowl | 05 -Hanging Ornament |
| 03 -Domestic Animals | 06 -Any Other Carving not listed |

SECTION 06: TURNED WOODEN ARTICLES

CLASSES:

- 01 -Spindle Form
- 02 -Bowl - free form made from a single piece of wood
- 03 -Bowl - laminated from 2 or more pieces of different woods & turned
- 04 -Plate - 1 wood - laminated or inlaid & turned
- 05 -Cane/Walking Stick - of one wood
- 06 -Cane/Walking Stick - laminated or inlaid
- 07 -Pen/Pencil Set - turned of one or more wood
- 08 -Holiday Ornament - laminated from 2 or more different woods & turned
- 09 -Other Decorative Home Accessory not listed
- 10 -Any Other Turned Wooden Article not listed

SECTION 07: WOOD BURNING

BEGINNER CLASSES: (Premiums for these classes: 1st - \$5.00 2nd - \$4.00 3rd - \$3.00)

- 01 -Beginner Wood Burned Tray
- 02 -Beginner Wood Burned Picture
- 03 -Beginner Wood Burned Furniture Piece - Chest, Chair, Footstool, etc
- 04 -Beginner Wood Burned Other Wood Burned Piece not listed


ADVANCED CLASSES: (Premiums for these classes: 1st - \$10.00 2nd - \$8.00 3rd - \$6.00)

- 05 -Advanced Wood Burned Tray
- 06 -Advanced Wood Burned Picture
- 07 -Advanced Wood Burned Furniture Piece - Chest, Chair, Footstool, etc
- 08 -Advanced Wood Burned Other Piece not listed

DEPT 25: OPEN WOOL & FIBER

DEPT 26: YOUTH WOOL & FIBER

Check all of your entries for accuracy as you are responsible for your completed entry form. All exhibitors are expected to read and understand all Show Rules. Submission of an entry form for the show implies the exhibitor has read and will comply with all Health Requirements and Show Rules as contained herein.

Superintendent	Michelle Crossman (H) 518-642-2941 crossman.michelle@yahoo.com (C) 518-538-7101
Entry Fee	\$1.00 per class NO fee for Youth classes
NEW for 2025  Arrival of Entries	ALL Open & Youth entries must be checked in on Saturday, before Fair starting at 9 am and ending at 3 pm at the Picnic Pavilion. At Check-In Exhibitors will receive their Exhibitor Envelope with their Exhibitor Entry List and entry tags. Day passes will be given to exhibitors based on the number of items they have brought to exhibit. Once checked in, Exhibitors are to take their entries to the County Bounty Building for display and judging.
Judging	*JUDGING STARTS Monday @11:00 am – 5:00 pm in the County Bounty Building for OPEN & YOUTH Classes. YOUTH MUST BE PRESENT FOR Face-to-Face JUDGING! *No person or persons will be allowed to interfere with the judges in the discharge of their duties. Violations of this rule will automatically disqualify the violator's exhibits.
Limits	♦ 2 entries per class-unless otherwise stated. ♦ Exhibitors may not show the same fleece in both Open & Youth. If a youth is entering a fleece in the Youth Section, they may show a different fleece in the Open Section.
Special Instructions	Youth entries will be judged in the County Bounty Building starting at 12:00 noon on MONDAY, but will be exhibited in the Youth Building.
Dismissal	NO EXHIBITS MAY BE REMOVED FROM THEIR BUILDING UNTIL 9:30 pm on Sunday. NOTE: All displays, exhibits and animals, must remain in place in their appropriate exhibit building, until the close of Fair. Forfeiture of premiums and future exhibitions may result from violating this rule. The building will be open @ 8:00 am Monday morning for removal of exhibits. They must be removed by 4:00 pm Monday evening.
Volunteer Shifts	For security reasons, there must be an adult present to supervise the WOOL & FIBER Displays. Each Adult Exhibitor will be asked to volunteer for at least one 3-hour shift during the week of the Fair. Times may be scheduled with the Show Superintendent before the Fair or exhibitors may sign up on a provided schedule during fair week. Your help is greatly appreciated. The Superintendent will provide you with a Day Pass for the day of the shift(s) that you sign up for.

SECTION 01: HANDSPUN SKEINS (NEW RULES for 2025 - Read Carefully)

Rules & Regulations	<ol style="list-style-type: none"> 1. All skeins must be handspun by the exhibitor. 2. Skeins may be Single Ply (a minimum of 1oz. OR 40 yds.) or Two Ply (a minimum of 2oz. OR 80 yds) depending on the category. 3. Drop Spindle Skeins must be a minimum of 1oz. or 40 yds. 4. ALL SKEINS must be neatly wound and secured in at least 4 places, with coordinating yarn. 5. ALL Skeins should have the Pre-Printed Entry Tag securely attached, stating the description of fiber, animal breed, dye source & use of mordant, technique used, and intended purpose of the yarn. Exhibitors are ENCOURAGED to fill in the "ENTRY DESCRIPTION" Box online at time of entry OR hand write the above information on index card or backside of Entry Tag at the time of Drop off - Saturday before the fair. 6. NO SELF-IDENTIFYING information will be allowed (ie,- "Romney fiber from my sheep @ My Farm")
--------------------------------	---

Premiums for the following OPEN classes:	1 st - \$12.00	2 nd - \$10.00	3 rd - \$7.00	4 th - \$5.00
Points for the following YOUTH classes:	Blue – 8pts	Red – 5pts	White – 3pts	

Please contact the Superintendent with any questions.

CLASSES: OPEN & YOUTH:

- 01 - Two Ply 100% Wool - Natural
- 02 - Two Ply 100% Wool - Naturally Dyed by Exhibitor
- 03 - Two Ply 100% Wool - Dyed by Exhibitor with Commercial Dye
- 04 - Single Ply 100% Wool - Natural
- 05 - Single Ply 100% Wool - Naturally Dyed by Exhibitor
- 06 - Single Ply 100% Wool - Dyed by Exhibitor with Commercial Dye
- 07 - Single or more Ply - Novelty - at least 50% Wool and should be a uniquely prepared Skein.
- 08 - Single or more Ply - at least 50 % Wool prepared by Exhibitor from Raw Fleece
- 09 - Single or more Ply - Alpaca - at least 50% Alpaca
- 10 - Single Ply Wool Blend - at least 50% Wool blended with any other natural fiber (Excluding Alpaca) ie: cotton, silk, tencel, mohair, angora, dog, camel, seacell, yak, musk ox, etc. (please indicate fiber blended with)
- 11 - Two or more Ply Wool Blend - at least 50% Wool blended with any other natural fiber (Excluding Alpaca) ie: cotton, Silk, tencel, mohair, angora, dog, camel, seacell, yak, musk ox, etc. (please indicate fiber blended with)
- 12 - Single or more Ply - 100% Locally Grown Wool (please indicate source)
- 13 - Novice Skein – 100% Wool—First year Spinner of any age
- 14 - Novice Skein – Wool Blend—First year Spinner of any age
- 15 - Drop Spindle Spun Skein – 100% Natural Fibers. May be blended (including wool, Alpaca, mohair Angora, silk, cotton. Tencel, dog, camel, yak, musk ox, seacell) Spinner's Choice. Please indicate fibers used.
- 16 - Featured Skein – 100% Romney Sheep Wool (can be purchased roving)(Please indicate Source) (1 entry/exhibitor)

"BEST of SHOW" Ribbons:

Best 100% Sheep Wool Skein

Best Sheep Wool Blend Skein

Best Featured Skein

Best Novice Skein

Best Dyed Skein ~ Dyed Naturally by Exhibitor

Best Dyed Skein ~ Dyed Commercially by Exhibitor

Best Exotic Skein

Champion Ribbons: Grand Champion Skein & Reserve Champion Skein

year entered as an article this year).

05 - Any Felted Item – by any method

06 - Pride of Washington County – (1 item per exhibitor) – Item made from Washington County Farm Fiber or Handspun yarn (please bring proof of original fiber). Items may be knitted, crocheted, woven, felted, or hand hooked, etc.

07 - Any Home Decor/ Accessory Item - created from 50% or more Sheep Wool - using any technique.

“BEST of SHOW” Ribbons:

Best of Show Garment

Best of Show Woven Article

Best of Show Featured Item

Best of Show “2nd Time Around”

Best of Show Pride of Washington County

Best of Show Felted Item

Best of Show HomeDecor/Accessory Item

Champion Ribbons: *Grand Champion Fiber Arts & Reserve Grand Champion Fiber Arts*

Supreme Exhibit Award Ribbon

YOUTH wishing to enter these classes should do so through the **YOUTH DEPT, SECTION: Textiles and Needlework Arts.**

SECTION 04: SPECIAL EVENTS - (OPEN & YOUTH) All Events to be held in the County Bount Building.

CLASS:

01 - Special Event on Sunday of Fair @ 1:00 pm: “ChopStick Knitting Competition”. Participants may sign up online, however, walk-ins are Welcome. There is no charge. Please contact Superintendent if interested in participating.

RULES:

1. Contestants will be provided with worsted weight yarn.
2. Contestants will be provided with a pair of chopsticks.
3. Before timing begins, contestants will cast on 20 stitches to their chopsticks in any manner they prefer.
4. Knitters will knit for 20 minutes.
5. When time is up, the swatch will be judged and measured by the rows knitted.
6. Judge’s decision is final.

CLASSES: ***All Fiber will be provided.*** (Ribbon and/or special award)

02 - Drop Spindle Hand Spinning Contest –Event is Saturday of Fair week @ 2:00 pm. Any type may be used

03 - Spinning Wheel Hand Spinning Contest – Event is Saturday of Fair week @2pm. Special prizes will be awarded in each class for longest & most consistent skeins

DEPT 27: OPEN FLOWERS & GREENS

Check all of your entries for accuracy as you are responsible for your completed entry form. All exhibitors are expected to read and understand all Show Rules. Submission of an entry form for the show implies the exhibitor has read and will comply with all Show Rules as contained herein.

Superintendent	Janet Brown Jbrownfair@outlook.com
Entry Fee	Entry Fee: \$0.50 per class except for Wreaths, Roping, and Greens (see details in the corresponding Section)
Arrival of Exhibits	-Exhibits are to be checked in on the Monday of the Fair between 9am - 2pm in the Picnic Pavilion. -Check-In will take place in Picnic Pavilion where you will pick up your Entry Tags and day passes.
Judging	Judging will take place in the Handmade Homegrown building starting at 2:00 pm on Monday.
Rules & Regulations	<ol style="list-style-type: none"> 1. All exhibits for SECTIONS of CUT FLOWERS - STEMS, BLOOMS, and GLADIOLUS must be in GREEN Colored Containers. 2. Plants in pots, to be entitled to prizes, must show skillful culture by the profusion of bloom or decorative foliage, and by the beauty, symmetry and vigor of the specimens. 3. All plants exhibited as potted plants must have been grown in pots or in other suitable containers; they must not have been lifted from the ground and put into pots or other containers. 4. No plants or flowers will be entitled to a prize or other award unless they possess points of superiority, and no award will be made to unworthy specimens, though they may be the only one of their kind on exhibition. 5. All plants must have been grown by the exhibitor. 6. No person or persons will be allowed to interfere with the judges in the discharge of their duties. Violations of this rule will automatically disqualify the violator's exhibits. 7. NO plastic or artificial plant material will be allowed for SECTIONS of POTTED PLANTS, ARRANGEMENTS, BOUQUETS, CUT FLOWERS - STEMS, BLOOMS, GLADIOLUS and MISCELLANEOUS unless otherwise stated. 8. NO DRIED flowers may be used except when specified. 9. EXHIBITORS ARE ENCOURAGED TO REFRESH THEIR FLOWERS MIDWEEK.
Volunteer Shifts	For security reasons, there must be an adult present to supervise the OPEN FLOWERS and OPEN PRODUCE Displays. Each Adult Exhibitor will be asked to volunteer for at least one 3-hour shift during the week of the Fair. Days & Times may be scheduled with the Show Superintendents before the Fair or exhibitors may sign up on a provided schedule during fair week. The Supt. will provide you with a Day Pass for your shift. Your help is greatly appreciated.
Limits	One (1) entry per class.
Dismissal of Exhibits	NO EXHIBITS MAY BE REMOVED FROM THEIR BUILDING UNTIL 9:30 pm on Sunday. Exhibits must be removed from the building by 4:00pm Monday evening. The building will be open Monday morning for removal.

Rosettes will be awarded for the following:

Top First Year Exhibitor - Judge's Choice

Best Arrangement

Best Cut Flower

Best Floral Art

Best Potted Plant

Best Table Setting

Best of Show Wreath/Greens

Premiere Florist

DEPT. 27: OPEN FLOWERS SECTIONS AND CLASSES

SECTION 01: FIRST YEAR EXHIBITOR

CLASS:

01 -First Year Exhibitor - this class is for those exhibiting for the first time in the Open Flower Dept. **You must enter at least one other class in this department besides this 1st Year Exhibitor Class to be considered.**

SECTION 02: ARRANGEMENTS

Premiums for the following classes:	1st - \$5.00	2nd - \$3.00	3rd - \$2.00
-------------------------------------	--------------	--------------	--------------

CLASSES:

01 -Annuals in a Vase

02 -Any Arrangement combining the use of Fresh and/or Dried materials with Silk materials

03 -Arrangement in a Cup & Saucer

04 -Arrangement Using One Variety of Flower

05 -Arrangement using Red, White & Blue Flowers

06 -Christmas Arrangement

07 -Dining Table Arrangement - mixed flowers w/greens, No candlesticks

08 -Dish Garden - plants do not have to be growing

09 -Dish Garden - with plants growing

10 -Dried Materials in a Container

11 -Miniature Arrangement of Dried Materials

12 -Wall Hanging of Dried Materials

13 -Driftwood Arrangement - dimensions not to exceed 24"

14 -Foliage Arrangement

15 -Kitchen Arrangement - displayed in a Kitchen Container

16 -Miniature Arrangement - 7" and Under

17 -Miniature Landscape - using dried materials

18 -Monochromatic Arrangement - including the container

19 -Most Original Arrangement

20 -Perennials in a Vase

21 -Red Flowers w/foilage in a Black Container

22 -Seed Pod & Berry Arrangement - fresh and/or dried materials

23 -Arrangement in Ikebana

24 -White Flowers in a White Container

25 -Arrangement Theme Class: "Sleepy Hollow" - using fresh and/or dried materials, create an arrangement showing your interpretation of "Sleepy Hollow". The container should assist with depicting the theme. Entry should include a title.

SECTION 03: BOUQUETS

Premiums for the following classes:	1st - \$5.00	2nd - \$3.00	3rd - \$2.00
-------------------------------------	--------------	--------------	--------------

CLASSES:

01 -Corsage

02 -Wild Flower Bouquet - not to exceed 30" tall including container. **Bouquet should not include the use of invasive plants.**

SECTION 04: CUT FLOWERS - BLOOMS

Premiums for the following classes:	1st - \$3.00	2nd - \$2.00	3rd - \$1.00
-------------------------------------	--------------	--------------	--------------

CLASSES: Collections must be in a green colored container.

01 -Asters (Lavender) - 3 blooms

02 -Asters (Mixed) - 3 blooms

03 -Asters (Pink) - 3 blooms

04 -Asters (Purple) - 3 blooms

05 -Asters (White) - 3 blooms

06 -Coneflowers - 3 blooms

07 -Dahlias - collection of mixed types - 7 blooms

08 -Dahlias - collection of same type - 7 blooms

09 -Dahlias (Dwarf Hybrids) - 3 blooms

10 -Dahlias (Large Decorative) - 1 bloom

11 -Dahlias (Pompon) - 3 blooms

12 -Gaillardias - 5 blooms

13 -Gloriosa Daisies - 3 blooms

14 -Marigolds (Large) - 3 blooms

15 -Marigolds (Small) - 5 blooms

16 -Nasturtiums - 5 blooms

17 -Pansies - 5 blooms

18 -Scabiosa -5 blooms

19 -Sunflower (Large) - 3 blooms

20 -Sunflower (Mini) - 5 blooms

21 -Zinnias (Large) - 3 blooms

22 -Zinnias (Small) - 5 blooms

23 -Zinnias - mixed collection of 7 blooms

24 -Other Cut Flower Blooms not listed - 5 blooms

SECTION 05: CUT FLOWERS - STEMS

Premiums for the following classes:	1st - \$3.00	2nd - \$2.00	3rd - \$1.00
-------------------------------------	--------------	--------------	--------------

CLASSES:

- | | |
|---|--|
| 01 -Ageratum - 5 stems | 17 -Lily - 1 stem |
| 02 -Amaranth - 5 stems | 18 -Petunia (Double) - 5 stems |
| 03 -Bachelor Button (Annual) - 5 stems | 19 -Petunia (Single Million Bells) - 5 stems |
| 04 -Bachelor Button (Perennial) - 5 stems | 20 -Petunia (Single) - 5 stems |
| 05 -Calendula - 5 stems | 21 -Phlox (Annual) - 5 stems |
| 06 -Cannas - 1 stem | 22 -Phlox (Hardy) - 5 stems |
| 07 -Celosia (Crested Type) - 1 stem | 23 -Pinks - 5 stems |
| 08 -Celosia Flamingo Feathers - 3 stems | 24 -Rose (Floribunda) - 1 stem |
| 09 -Celosia (Plumosa) - 3 stems | 25 -Rose (Hybrid Tea) - 1 stem |
| 10 -Coreopsis - 5 stems | 26 -Rose (Miniature) - 1 stem |
| 11 -Cosmos (All Others) - 5 stems | 27 -Salvia - 5 stems |
| 12 -Cosmos (Bright Lights) - 5 stems | 28 -Snapdragon (Large) - 5 stems |
| 13 -Delphiniums - 3 stems | 29 -Snapdragon (Small) - 5 stems |
| 14 -Gomphrena - 5 stems | 30 -Statice - 5 stems |
| 15 -Hydrangea - 3 stems | 31 -Strawflower - 5 stems |
| 16 -Larkspur - 5 stems | 32 -Verbena - 5 stems |

SECTION 06: FLORAL ART (Silk Flowers)

Premiums for the following classes:	1st - \$4.00	2nd - \$3.00	3rd - \$2.00
-------------------------------------	--------------	--------------	--------------

CLASSES:

- | | |
|--|--|
| 01 -Arrangement of Handmade Flowers -filling materials may be w/real &/or silk flowers | 12 -Home Decor Pressed Flower Piece |
| 02 -Bouquet | 13 -Other Pressed Flower Item not listed |
| 03 -Boutonniere | 14 -Hair Piece |
| 04 -Bridal Bouquet | 15 -Hat |
| 05 -Corsage | 16 -Other Accessory not listed |
| 06 -Floral Arrangement Using Recycled Materials | 17 -Box/Book Piece |
| 07 -Hanging Basket | 18 -Broom/Wreath/Door Piece |
| 08 -Table Arrangement | 19 -Floor or Pedestal Piece |
| 09 -Framed Pressed Flower Piece (Over 10") | 20 -Other Room Decor Piece not listed |
| 10 -Framed Pressed Flower Piece (10" and under) | 21 -Other Floral Art not listed |
| 11 -Pressed Flower Stationary Item | |

SECTION 07: GLADIOLUS

Premiums for the following classes:	1st - \$3.00	2nd - \$2.00	3rd - \$1.00
-------------------------------------	--------------	--------------	--------------

CLASSES:

- | | |
|-----------------------------|---|
| 01 -Bicolor - 1 spike | 10 -Salmon Pink - 1 spike |
| 02 -Cream or Buff - 1 spike | 11 -Scarlet or Crimson - 1 spike |
| 03 -Green - 1 spike | 12 -Small Flowering Gladioli of any variety- 3 spikes |
| 04 -Lavender - 1 spike | 13 -Smokey - 1 spike |
| 05 -Mixed - 3 spikes | 14 -Spike having the most Florets open at Judging |
| 06 -Orange - 1 spike | 15 -Variegated - 1 spike |
| 07 -Pink - 1 spike | 16 -White - 1 spike |
| 08 -Purple - 1 spike | 17 -Yellow - 1 spike |
| 09 -Rose Pink - 1 spike | 18 -Other Color not listed - 1 spike |

SECTION 07: GLADIOLUS cont.

Premiums for the following classes:	1st - \$5.00	2nd - \$3.00	3rd - \$2.00
-------------------------------------	--------------	--------------	--------------

CLASSES:

- 19 -Artistically Arranged Vase or Basket of Gladioli** - any type, containing not less than 8 spikes of ONE VARIETY.
Other flowers, foliage, and ribbon may be used, but GLADIOLI must be predominate. Must be arranged.
- 20 -Artistically Arranged Vase or Basket of Gladioli** - any type, containing ONE SPIKE EACH OF NOT LESS THAN EIGHT (8) VARIETIES.
Other flowers, foliage, and ribbon may be used, but GLADIOLI must be predominate. Must be arranged.
- 21 -Arrangement of Gladioli Tips** - other foliage may be used. Must be arranged.
- 22 -Combination of One(1) Spike each of RED and WHITE** - with or without markings for a total of 2 spikes.
- 23 -Combination of One(1) Spike each of TWO WHITE GLADIOLI** - with or without markings for a total of 2 spikes

SECTION 08: POTTED PLANTS

Premiums for the following classes:	1st - \$5.00	2nd - \$3.00	3rd - \$2.00
-------------------------------------	--------------	--------------	--------------

CLASSES:

- | | |
|--|--|
| 01 -African Violet in Bloom | 11 -Fuchsia in Bloom |
| 02 -Begonia | 12 -Geranium in Bloom |
| 03 -Begonia (Elephant Ear) | 13 -Hanging Flowering Plant - No cactus |
| 04 -Begonia (Fibrous) | 14 -Ivy |
| 05 -Begonia (Tuberous) | 15 -Lantana in Bloom |
| 06 -Cactus (all varieties) | 16 -Most Unusual Indoor Plant |
| 07 -Coleus | 17 -Most Unusual Outdoor Plant |
| 08 -Fern | 18 -Terrarium |
| 09 -Foliage Plant | 19 -Any Other Succulent not listed |
| 10 -Hanging Foliage Plant - NO cactus | 20 -Air Plants |

SECTION 09: TABLE SETTINGS

Premiums for the following classes:	1st - \$10.00	2nd - \$7.00	3rd - \$5.00
-------------------------------------	---------------	--------------	--------------

Please note for these classes:

- the online classes say to refer to this Handbook for specific details as the entire class description cannot be entered in the space provided.
- NO silk flowers may be used.
- NO real food should be used.

CLASSES:

- 01 -Table Setting w/Flowers: Special Anniversary:** A table setting for one (1) with an arrangement of fresh and/or dried plant material which depicts the theme. Entry should include a title. Exhibitor must provide a standard size card table linens, and place setting and flowers.
- 02 -Table Setting w/Flowers: Holiday or Party** - A table setting for one(1) person. Identify the Holiday or Party Theme. Entry should include a title. Exhibitors must provide a standard size card table, linens, and place setting and flowers.
- 03 -An Autumn Tea Party:** A tray (not to exceed 12" x 16") depicting an autumn tea party. Part of the entry to be made with fresh and/or dried material. Exhibitors must provide the tray, linens, and tea setting with arrangement.
- 04 -Other Table Setting w/Flowers:** Any other setting for one(1) person. Exhibitor must provide a standard size card table, linens place setting and flowers.

SECTION 10: MISCELLANEOUS

Premiums for the following classes:	1st - \$5.00	2nd - \$3.00	3rd - \$2.00
-------------------------------------	--------------	--------------	--------------

CLASSES:

01 -Arranged Window or Porch Container - not less than 5 or more than 7 flowering plants.

02 -Collection of Coleus - not less than 3 or more than 5 in one pot.

SECTION 11: WREATHS & ROPING of GREENS

Princess Pine is not allowed to be used in any Section: Wreath & Roping Classes.

Entry Fee	\$2.00 entry fee per class
Arrival of Exhibits	Exhibits to be brought in on Monday of Fair between 9:00 am - 2:00 pm. Check-In will take place in the Picnic Pavilion.
Rules & Regulations	1. All exhibits must be in place by 2:00 pm on Monday, opening day. 2. No award will be given to any class unless exhibits are worthy.

Awards: Best of Show

CLASSES:

01 -Decorated Wreath

02 -Undecorated Wreath

03 -Kissing Ball or Hanging Arrangement

04 -Mailbox Wreath

05 -Roping - not swags

06 -Swag

07 -Table Arrangement

First Place

\$15.00

\$12.00

\$20.00

\$10.00

\$12.00

\$12.00

\$8.00

Second Place

\$10.00

\$6.00

\$15.00

\$8.00

\$6.00

\$10.00

\$6.00

Third Place

\$5.00

\$5.00

\$10.00

\$6.00

\$5.00

\$8.00

\$4.00

DEPT 28: OPEN PRODUCE SECTIONS & CLASSES

Check all of your entries for accuracy as you are responsible for your completed entry form. All exhibitors are expected to read and understand all Show Rules. Submission of an entry form for the show implies the exhibitor has read and will comply with all Show Rules as contained herein.

Superintendent	Jennifer DeMoy 802-989-5418
Entry Fee	Entry Fee for BEANS through VEGETABLE ART is \$0.50. Entry Fee for EDUCATIONAL DISPLAYS is \$5.00.
Arrival of Exhibits	CHECK-IN will take place in the Picnic Pavilion. All exhibits must be checked-in starting at 9:00 am and ending at 2:00 pm..
Volunteer Shifts	For security reasons, there must be an adult present to supervise the OPEN FLOWERS and OPEN PRODUCE Displays. Each Adult Exhibitor will be asked to volunteer for at least one 3 hour shift during the week of the Fair. Times may be scheduled with the Show Superintendents prior to the Fair or exhibitors may sign up on a provided schedule during fair week. The Supt will provide you with a Day Pass for the shift/day you signed up for. Your help is greatly appreciated.
Rules & Regulations	<ol style="list-style-type: none"> 1. All exhibits must be in place by 2:00 pm on Monday, opening day of the fair. 2. Exhibits may be disqualified or marked down if they do not meet the standards for the specific exhibits. 3. Variety name should be stated on the PAPER ENTRY FORM or IN THE "ENTRY DESCRIPTION" BOX Online. 4. First Year Exhibitors are encouraged to enter "SECTION: NEW EXHIBITOR", Class "First Year Exhibitor". There is NO entry fee.
Limits	One (1) entry per class.
Dismissal of Exhibits	NO EXHIBITS MAY BE REMOVED FROM THEIR BUILDING UNTIL 9:30 pm on Sunday. They must be removed by 4:00pm Monday.

Rosettes will be awarded for the following:

First Year Exhibitor
Best Educational Exhibit
Best Hay
Best Herb
Best Honey
Best Maple
Best Pumpkin
Best Vegetable
Premier Gardener & Reserve Premier Gardener

Premiums for the following Sections:			
Premiums for Section-Vegetable Arts:	1st - \$10.00	2nd - \$7.00	3rd - \$5.00
Premiums for Section- Educational Displays:	1st - \$50.00	2nd - \$30.00	3rd - \$20.00
Premiums for All Other Sections:	1st - \$5.00	2nd - \$3.00	3rd - \$2.00

SECTION 01: FIRST YEAR EXHIBITOR

CLASS:

01 -First Year Exhibitor - this class is for those exhibiting for the first time in the Open Produce Dept. You must enter in at least one other class in this department besides this 1st Year Exhibitor Class to be considered.

SECTION 02: BEANS - 10 Pods with stem tips

CLASSES:

01 -Green Beans
02 -Purple Beans

03 -Shell Beans
04 -Yellow Beans

SECTION 03: BEETS - 3 specimens w/ 1" of stem

CLASSES:

01 -Red Globe Type

02 -Stock Mangle Type

03 -Other Type of Beet not listed

SECTION 04: CABBAGE

CLASSES:

01 -Brussel Sprouts - 10 sprouts

02 -Chinese Cabbage - 1 head w/some outer leaves left on

03 -Green Cabbage - 1 head w/some outer leaves left on

04 -Purple Cabbage - 1 head w/some outer leaves left on

SECTION 05: CARROTS - 3 specimens w/ tops off.

CLASSES:

01 -Chantenay Type

02 -Danvers Type

03 -Nantes Type

04 -Other Carrot Type not listed

SECTION 06: CHARD - 1 plant with roots off

CLASSES:

01 -Swiss Chard

02 -Other Color Chard not listed

SECTION 07: CORN - 3 ears

CLASSES:

01 -Ornamental Corn - husked w/husks attached

02 -Popcorn - husked w/husks attached

03 -Sweet Bicolor - husks on, 1 side stripped, trim shank

04 -Sweet White - husks on, 1 side stripped, trim shank

05 -Sweet Yellow - husks on, 1 side stripped, trim shank

SECTION 08: CUCUMBERS

CLASSES:

01 -Burpless - 3 specimens

02 -Pickling Variety of 2 ½ " & Under - 6 specimens

03 -Pickling Variety of Over 2 ½ " - 6 specimens

04 -Slicing Variety - 3 specimens

SECTION 09: EGGPLANT - 1 specimen

CLASSES:

01 -Classic Variety of Eggplant - (Black Beauty/Black Magic)

02 -Other Variety of Eggplant not listed

SECTION 10: GRAINS/FORAGE

CLASSES:

01 -2024 Corn Silage

02 -2025 Corn Silage

03 -2024 Corn - 3 ears w/no husks

04 -2025 Corn - 3 ears w/no husks

05 -Corn - 5 ears, Dent-Husked

06 -2024 Hay Silage

07 -2025 Hay Silage

08 -Unthreshed Sheaf of Grain - at least 6" diameter

SECTION 11: FRUITS

CLASSES:

01 -Apples of any Variety - 3 specimens

02 -Berries - ½ pint basket

03 -Any Other Fruit - 3 specimens

SECTION 12: HAY - For all hay classes a 6" to 10" section of Field Bale cured to 30% moisture or less is required. Please be sure to list the Complete Class name on the entry form.

CLASSES:

- | | |
|---|---|
| 01 -1st Cutting of Alfalfa | 10 -2nd Cutting of Any Clover |
| 02 -1st Cutting of Any Clover | 11 -2nd Cutting of Any Other Legume |
| 03 -1st Cutting of Any Other Legume | 12 -2nd Cutting of Any Other Non-Legume |
| 04 -1st Cutting of Any Other Non-Legume | 13 -2nd Cutting of Mixed Grass |
| 05 -1st Cutting of Broome | 14 -2nd Cutting of Trefoil |
| 06 -1st Cutting of Mixed Grass | 15 -3rd Cutting of Alfalfa |
| 07 -1st Cutting of Mixed Legume | 16 -3rd Cutting of Any Clover |
| 08 -1st Cutting of Timothy | 17 -3rd Cutting of Mixed Grass |
| 09 -2nd Cutting of Alfalfa | |

SECTION 13: HERBS - All individual herbs except Parsley and Collection of Herbs should have 5 specimens in water.

CLASSES:

- | | |
|------------------------------|---|
| 01 -Basil | 07 -Parsley - 1 plant w/roots off |
| 02 -Cilantro | 08 -Rosemary |
| 03 -Dill (mature seed heads) | 09 -Sage |
| 04 -Lavender | 10 -Tarragon |
| 05 -Marjoram | 11 -Thyme |
| 06 -Oregano | 12 -Other Herb not listed |
| | 13 -Collection of 5 Different Herbs - in a container w/roots on & planted |

SECTION 14: HONEY & HONEY PRODUCT

CLASSES:

- | | |
|---|---|
| 01 -Amber Comb Honey - 2 sections of comb | 06 -White Honey - in a glass jar |
| 02 -Amber Honey - in a glass jar | 07 -Creamed Honey - in a glass jar |
| 03 -Buckwheat Comb Honey - 2 sections of comb | 08 -Royal Jelly - in a glass jar |
| 04 -Buckwheat Honey - in a glass jar | 09 -Unbleached Wax - 2 one-pound cakes of wax |
| 05 -White Comb Honey - 2 sections of comb | |

SECTION 15: LETTUCE - 1 plant w/some outer leaves left on

CLASSES:

- 01 -Head Lettuce - any variety
- 02 -Leaf Lettuce - any variety

SECTION 16: MAPLE PRODUCTS

CLASSES:

- | | |
|---|---|
| 01 -Indian Sugar - granulated maple sugar | 07 -Table Grade A (Dark color, Robust taste) |
| 02 -Maple Butter | 08 -Table Grade A (Golden color, Delicate taste) |
| 03 -Maple Confection - include recipe | 09 -Any Other Value Added Product - include recipe |
| 04 -Maple Cream - ½ pint | 10 -Pride of the Sugar Bush -a container of 3 different |
| 05 -Maple Sugar Candy - 3 pieces | Items from the Maple Product Section. Presentation |
| 06 -Table Grade A (Amber color, Rich taste) | is included in judging. |

SECTION 17: MUSKMELONS - 1 specimen

CLASSES:

- | | |
|-------------------|--------------------------------|
| 01 -Burpee Hybrid | 03 -Gold Star |
| 02 -Delicious | 04 -Other Muskmelon not listed |

SECTION 18: ONIONS - 3 specimens, not peeled, trim tops to 1"

CLASSES:

01 -Multiplier Onion

02 -Red Type Onion

03 -White Type Onion

04 -Yellow Type Onion

05 -Other Onion not listed

SECTION 19: PEPPERS - 3 specimens

CLASSES:

01 -Jalapeno Hot Pepper

02 -Other Hot Pepper not listed

03 -Sweet Green Bell Pepper

04 -Other Sweet Pepper not listed

SECTION 20: POTATOES

CLASSES:

01 -Blue/Purple Potato - 3 tubers

02 -Gold Potato - 3 tubers

03 -Red Potato- 3 tubers

04 -Russet Potato - 3 tubers

05 -Sweet Potato - 1 vine w/at least 3 tubers

06 -White Potato - 3 tubers

07 -Other Potato not listed - 3 tubers

08 -Largest Potato - 1 tuber

SECTION 21: PUMPKINS - 1 specimen

CLASSES:

01 -Field Type - any variety

02 -Pie Type - any variety

03 -Other Variety of Pumpkin not listed

04 -Largest Pumpkin

SECTION 22: RADISHES - 1 bunch of 10

CLASSES:

01 -Globe Variety

02 -Icicle Variety

SECTION 23: SPINACH - 1 plant

CLASSES:

01 -New Zealand Type

02 -Savoy Type

SECTION 24: SUMMER SQUASH - 2 specimens not over 10" long

CLASSES:

01 -Yellow Crooked Neck

02 -Yellow Hybrid Straightneck

03 -Zucchini

04 -Other Summer Squash not listed

SECTION 25: TOMATOES -3 specimens w/no stems

CLASSES:

01 -Red Cherry Tomatoes

02 -Grape Tomatoes

03 -Heirloom Tomatoes

04 -Plum Tomatoes

05 -Regular Red Tomatoes - any variety

06 -Other Colored Tomatoes not listed

07 -Other Colored Cherry Tomatoes

SECTION 26: WATERMELONS - 1 specimen

CLASSES:

- 01 -Red Flesh Watermelon - any variety
- 02 -Yellow Flesh Watermelon - any variety
- 03 -Small IceBox Watermelon - any variety

SECTION 27: WINTER SQUASH - 1 specimen

CLASSES

- 01 -Buttercup Squash
- 02 -Butternut Squash
- 03 -Delicata Squash
- 04 -Hubbard Type Squash
- 05 -Royal Acorn Squash
- 06 -Other Winter Squash not listed

SECTION 28: MISCELLANEOUS VEGETABLES

CLASSES:

- 01 -Broccoli - 1 head
- 02 -Cauliflower - 1 head of any variety
- 03 -Celery - 1 plant
- 04 -Endive - 1 plant
- 05 -Garlic - 5 bulbs
- 06 -Horseradish - 3 roots (crown of plant on)
- 07 -Kale - 5 leaves
- 08 -Kohl Rabi - 1 plant
- 09 -Leeks - 3 shanks
- 10 -Okra - 5 pods, any variety
- 11 -Parsnips - 3 specimens w/tops off
- 12 -Peanuts - 1 vine
- 13 -Rhubarb - 5 spikes
- 14 -Rutabaga - any variety, 1 specimen w/tops off
- 15 -Shallots - 3 specimens
- 16 -Tomatillo - 3 specimens
- 17 -Turnips - 3 specimens w/tops off
- 18 -Other Vegetable not listed
- 19 -Collection of Ornamental Gourds - at least 5 varieties, provide display container
- 20 -Market Basket of Farm Produce - 10 different items
- 21 -Variety Plate - One(1) Vegetable, 3 Different Varieties

SECTION 29: ODDITIES IN AGRICULTURE

CLASSES:

- 01 -Biggest Vegetable - any vegetable other than a pumpkin or potato which has grown to an unusually large size.
- 02 -Garden Artifacts - most unusual item that has been unearthed while gardening.
- 03 -Plant Material that has grown that way Naturally - such as vegetable showing human facial characteristics; a twig grown into the shape of something unusual; unusually colored fruit or vegetable, such as a white tomato.
- 04 -Plant Material that has grown that way because it was Manipulated by a human - such as a vegetable or fruit with initials grown into its skin; a twig grown around an object, etc.

SECTION 30: VEGETABLE ART - vegetables and farm produce used do not have to be grown by the exhibitor.

CLASSES:

- 01 -Garden Scarecrow - a combination of 5 or more different vegetables, fruit, or farm produce (any combination).
Exhibit is to be 3 -5 feet tall, free standing and use no more than 3 feet of floor space.
- 02 -Vegetable Sculpture - a combination of vegetables used to make a replica of a human, animal, or other artistic sculpture.
At least 3 different vegetables and/or farm produce must be used.

SECTION 31: EDUCATIONAL DISPLAYS OF FARM PRODUCE

CLASSES:

- 01 -Display of One Frame Exhibit of Live Caucasian Bees
- 02 -Display of One Frame Exhibit of Live Italian Bees

- 03 -Educational Exhibit of Farm Produce - such as Fruits, Grains, Herbs, or Hay** - These exhibits must be individual exhibits, not organizations. Exhibits should contain actual products and/or equipment. Explanatory posters are valuable, but should not be the entire exhibit. Size of the exhibit is limited to 30 x 30"x 30". The exhibitor is to supply the floor and sides.
- 04 -Educational Exhibit of Honey, Honey Products, and Apiarian Devices** - These exhibits must be individual exhibits, not organizations. Exhibit must be a self contained story of some part of the production of honey. Size 30" x 30" x30". The exhibitor is to supply the floor and sides.
- 05 -Educational Exhibit of Maple Products** - These exhibits must be individual exhibits, not organizations. Exhibits should contain actual products and/or equipment. Explanatory posters are valuable, but should not be the entire exhibit. Size of the exhibit is limited to 30" x 30" x 30". The exhibitor is to supply the floor and sides. Exhibit must be a self-contained story of some part of the production of Maple Syrup.

DEPT 29: FARM TOY SHOW SECTIONS & CLASSES

Exhibitors: Check all of your entries for accuracy as you are responsible for your completed entry form. All exhibitors are expected to read and understand all Show Rules. Submission of an entry form for the show implies the exhibitor has read and will comply with all Show Rules as contained herein.

Superintendents	Ann Williams 518-796-8325 and Linda Germain
Entry Fee	Open classes : \$2.00 per class Youth classes: No entry fee
Arrival of Exhibits And Set Up	YOUTH: Saturday before the Fair between 9:00 am - 3:00 pm set up. OPEN: Saturday before the Fair from 9:00 am - 3:00 pm set up. Sunday before the Fair from 11:00 - 3:00 pm set up. Monday, opening day the Farm Toy Building will be open at 9:00 am and exhibitors have until 9:45 am to complete the set up of their display.
Judging	YOUTH JUDGING for Ag. Related Dioramas (is face-to-face) will take place on Saturday prior to Fair between 9 am - 3 pm once the diorama has been completely set up. OPEN JUDGING will take place Monday at 10:00 am in the Farm Toy Building.
Limits	Each exhibitor may enter each class only once.
Rule & Regulations	<ol style="list-style-type: none"> 1. All OPEN entries must be in place by 9:45 am on Monday. 2. All entries must be done by one individual (exception: Group Class of Ag. Related Diorama). 3. The Fair will provide the shelving w/protective covering. Shelves are 12"deep by 12" high. Max Length of entry is 8 feet. 4. Classes to be judged for authenticity, quality, theme, originality, and condition. Toys only to be judged. Literature and other non-toy pieces will not be judged as part of the display, but are encouraged to enhance the displays for the Fair patrons. <p>Definitions: Customized: mass produced toys altered/modified/changed to be different from stock products. Stock Item: mass produced toys unaltered from their original production.</p>
YOUTH Ag. Related DIORAMAs Information and Rules	<ol style="list-style-type: none"> 1. REFER TO THE YOUTH AGRICULTURAL ENGINEERING DEPT for YOUTH AG. RELATED DIORAMA SECTION (more details can be found in that section). 2. Judging is Saturday before Fair from 9 am - 3 pm in the TOY BUILDING. 3. YOUTH MUST BE PRESENT FOR JUDGING. Judging will be done when the diorama is set up. 4. Max. dimensions: 2' x 3'6". Must be mounted or displayed on a firm base. No higher than 15". 5. Each youth should be able to explain the Diorama's theme at judging. 6. Must include a brief description of your project that can be read by fairgoers. 7. Limit of one(1) entry per class. 8. For the Group Diorama, each child that is involved must enter that Group Class and all are to be present at the time of judging.
VOLUNTEERS Needed in the Toy Building	For security reasons it would be greatly appreciated if each adult exhibitor would volunteer to staff the Toy Building for at least 1 - 2 hour shift during the Fair. Time may be scheduled prior to the Fair by contacting the Show Superintendents. A Scheduling Sheet will also be made available for sign up during Fair week. A DAY PASS will be issued to each person who volunteers to staff the Toy Building for each day they are scheduled. We greatly appreciate all the time you can donate to the Toy Building and our Exhibits.
Dismissal of Exhibits	NO EXHIBITS MAY BE REMOVED FROM THEIR BUILDING UNTIL 9:30 pm on Sunday. All exhibits must be removed from the building by 4:00 pm Monday night. The building will be open Monday morning @ 8:30 am for removal.

SECTION 01: OPEN FARM TOYS

Premiums for the following OPEN Classes:	1st - \$20.00	2nd - \$15.00	3rd - \$10.00	4th - \$5.00
--	---------------	---------------	---------------	--------------

CLASSES:

- 01 -1/16 Best Display of One Brand - 10 pieces max. (may be stock, custom, or both) (8 ft. shelf)
- 02 -1/16 Custom - modified or scratch built by owner, 5 pieces max. (8 ft. shelf)
- 03 -1/16 Customized - 10 pieces max. (8 ft shelf)
- 04 -1/16 Stock - 10 pieces max. (8 ft. shelf)
- 05 -1/32 Stock - 10 pieces max.
- 06 -1/64 Customized by the Exhibitor - 15 pieces max.
- 07 -1/64 Purchased Customized - 15 pieces max.
- 08 -1/64 Stock - 30 pieces max.
- 09 -Agricultural Related **ANTIQU** - items need to be a minimum of 25 yrs. old - 4' shelf.
- 10 -Agricultural Related **DIORAMA** - Miniature display max. Size of 2' by 4'. Must be mounted on a firm base.
Please include a brief description of your project that can be read by fairgoers.
Exhibitor does not need to be present at the time of judging.
- 11 -Agricultural Toys - All sizes, all brands, 8' long shelf. 12 inch tall shelving.
- 12 -Display of NASCAR Die Cast or Memorabilia - max of 8'
- 13 -Non-Agricultural Related Antique Toy - items need to be a minimum of 25 yrs. old - 4' shelf.
- 14 -Pedal Tractor w/one implement (trailer, plow, baler, etc.) (stock or restored or both)
- 15 -Restored Pedal Tractor - Limit of 1.
- 16 -Static Display of Train(s) -memorabilia, or die cast - any size, stock, custom or both (8ft shelf)
- 17 -Stock Pedal Tractor - unrestored, in original condition. Limit of 1.
- 18 -Other Agricultural Related **LARGE Display** - max of 8' (ex: related memorabilia, construction toys, Legos, Trucks, etc.)
- 19 -Other Agricultural Related **SMALL Display** - max of 4' (ex: related memorabilia, construction toys, Trucks, etc.)
- 20 -Other Toys - (Not limited to Ag. Related Items) - can include collectables, memorabilia (hats, pins, sports, Hess Vehicles,etc)
Displayed on a 4 foot shelf, no limitations on the number of pieces.

Awards:

Best of Show Trophy

(Will be awarded as Judge's Choice. Awarded from the First Place Winners from OPEN Classes.)

SECTION 02: YOUTH FARM TOYS (Awards are Ribbon Only)

CLASSES:

- 01 -1/16 Stock - (exhibitors of 5 yrs of age) - 5 pieces max.
- 02 -1/16 Stock - (exhibitors of 6 - 10 yrs of age) - 5 pieces max.
- 03 -1/16 Stock - (exhibitors of 11 - 16 yrs of age) - 5 pieces max.
- 04 -1/32 Stock - (exhibitors of 10 yrs of age and Under) - 10 pieces max.
- 05 -1/32 Stock - (exhibitors of 11 - 16 yrs of age) - 10 pieces max.
- 06 -1/64 Stock - (exhibitors of 5 yrs of age) - 15 pieces max.
- 07 -1/64 Stock - (exhibitors of 6 - 10 yrs of age) - 15 pieces max.
- 08 -1/64 Stock - (exhibitors of 11 - 16 yrs of age) - 15 pieces max.
- 09 -Display of NASCAR DieCast of Memorabilia - 4' max.
- 10 -Other Toys - (Not limited to Ag. Related Items) - can include collectables, memorabilia (hats, pins, Sports, Legos, Hess Vehicles, etc.) displayed on a 4 foot shelf, no limitations on the number of pieces.

Awards:

One Ribbon for Overall Best of Show Youth

DEPT 30: OPEN GRANGE

Check all of your entries for accuracy as you are responsible for your completed entry form. All exhibitors are expected to read and understand all Show Rules. Submission of an entry form for the show implies the exhibitor has read and will comply with all Show Rules as contained herein.

Superintendent	Gail Chamberlain 518-499-1028														
Entry Fee	No entry fee														
Set up Times	Saturday before the Fair: 9:00 am - 2:00 pm and Sunday before the Fair: 12:00 noon - 3:00 pm														
Judging	<p>Monday @ 9:00 am in the Better Living & Grange Building.</p> <p>Judges to be Guided by the following Point System:</p> <table> <tr> <td>Educational Value.....</td><td>25</td></tr> <tr> <td>Quality rather than Quantity.....</td><td>10</td></tr> <tr> <td>Arrangement & Attractiveness.....</td><td>15</td></tr> <tr> <td>Presentation of Theme.....</td><td>15</td></tr> <tr> <td>Effort.....</td><td>15</td></tr> <tr> <td>Originality.....</td><td>10</td></tr> <tr> <td><u>Use of Handmade Articles.....</u></td><td><u>10</u></td></tr> </table> <p style="text-align: right;">For a Total of 100 pts.</p>	Educational Value.....	25	Quality rather than Quantity.....	10	Arrangement & Attractiveness.....	15	Presentation of Theme.....	15	Effort.....	15	Originality.....	10	<u>Use of Handmade Articles.....</u>	<u>10</u>
Educational Value.....	25														
Quality rather than Quantity.....	10														
Arrangement & Attractiveness.....	15														
Presentation of Theme.....	15														
Effort.....	15														
Originality.....	10														
<u>Use of Handmade Articles.....</u>	<u>10</u>														
Rules & Regulations	<ol style="list-style-type: none"> Open to all Granges in Washington County. Important: The Name & Address of the person to whom the award is to be paid must be on the Entry Form. The name of the Grange will not be displayed until after the judging is complete. Exhibiting Granges will be responsible for providing attendants from 10:00 am - 10:00 pm. Passes must be obtained from the Superintendent (Gail Chamberlain). Granges are required to maintain their exhibits in first class condition during the duration of the Fair. Any exhibit so neglected as to become unsightly will not receive the full amount of awards that may have been given. The Fair management assumes no responsibility in case of loss or damage. Exhibits should attract the attention of the passerby. Action helps to do this but should be related to the exhibit. Live plants may be useful. Spotlights and other special forms of lighting may be used to attract attention or emphasize special features. No article should display trade names. The exhibit should tell a single story, correctly and completely at a glance. Pictures, painting, drawings, and signs help. Do not clutter the exhibit. This distracts instead of attracting attention. All Goods should be labeled in a uniform manner. Each exhibit will occupy a table of 4' x 8' and an upright 4' x 8' which will be furnished by the Fair Management. 														
Dismissal of Exhibits	<p>NO EXHIBITS MAY BE REMOVED FROM THEIR BUILDING UNTIL 9:30 pm Sunday.</p> <p>All of the exhibit must be completely removed by 12:00 noon on Monday.</p>														

OPEN GRANGE CENTRAL THEME: "Cruising towards the Bright Horizon"

Premiums for the following class:	1st - \$85.00	2nd - \$75.00	3rd - \$65.00	4th - \$55.00
-----------------------------------	---------------	---------------	---------------	---------------

SECTION 01: SUBORDINATE / COMMUNITY GRANGES

CLASS: 01 -Exhibit: "Cruising Towards the Bright Horizon"

SECTION 02: POMONA GRANGE (award is \$25 for attractive exhibit)

CLASS: 02 -Exhibit: "Cruising Towards the Bright Horizon"

SECTION 03: JUNIOR GRANGE

Premiums for the following class:	1st - \$30.00	2nd - \$25.00	3rd - \$20.00	4th - \$15.00
-----------------------------------	---------------	---------------	---------------	---------------

CLASS: 03 -Exhibit: Roles & Theme: "Cruising Towards the Bright Horizon" .

Any phase may be stressed in the Exhibit. Size: Table height 4' x 4' x 4'.

DEPT 31: CHURCH / RELIGIOUS EDUCATION

Check all of your entries for accuracy as you are responsible for your completed entry form. All exhibitors are expected to read and understand all Show Rules. Submission of an entry form for the show implies the exhibitor has read and will comply with all Show Rules as contained herein.

Superintendent	Gail Chamberlain 518-499-1028
Entry Fee	No entry fee.
Set Up Times	Saturday before the Fair: 9:00 am - 2:00 pm Sunday before the Fair: 12:00 noon - 3:00 pm
Judging	Monday at 9:00 am in the Better Living and Grange Building.
Rules & Regulations	<ol style="list-style-type: none"> 1. The Building will be open Saturday and Sunday during the hours for Set Up as listed above. 2. No double entries will be allowed in this department. 3. The exhibitor is to furnish the background for his/her exhibit. A platform will be provided. <p style="text-align: center;">RELIGIOUS EDUCATION RULES:</p> <ol style="list-style-type: none"> 1. Models should not cover an area larger than 4' deep x 4' long x 6' high. 2. Exhibits should be a display or model of a scene on a religious theme used by the group during the past year. 3. At least 3 persons must have worked on the exhibit and 3 names are to be attached to the exhibit. 4. Limit of ONE (1) exhibit per Church/Religious Education. <p style="text-align: center;">CHURCH EXHIBIT RULES:</p> <ol style="list-style-type: none"> 1. Display should not cover an area larger than 4' deep x 8' long x 6' high. Tables can be provided. 2. The display should be some phase of the program being done by the various adult groups within the Church. 3. Limit of ONE (1) exhibit per Church.
Dismissal of Exhibits	NO EXHIBITS MAY BE REMOVED FROM THEIR BUILDING UNTIL 9: 30 pm on Sunday. All of the exhibits must be completely removed by 12:00 noon Monday.

SECTION 01: CHURCH/RELIGIOUS EDUCATION

CLASSES:

01 -Religious Education Exhibit - This exhibit may be entered by Sunday School Classes, Vacation Bible School Groups, or Other Youth Groups affiliated with the Church.

(Premiums for this class: 1st - \$16.00 2nd - \$12.00 3rd - \$8.00 4th - \$4.00)

02 -Church Exhibit

(Premiums for this class: 1st - \$30.00 2nd - \$25.00 3rd - \$15.00 4th - \$15.00)

Scorecard for the Religious Education Exhibit & Church Exhibits:

Theme: Unity of Theme.....10 Educational Value.....15 Message Effectiveness.....10 Religious Significance.....10 Originality of Theme.....15	Workmanship: Effort.....15 Color & Appearance.....10 Design & Arrangement.....5 Originality of Workmanship....10 <p style="text-align: center;">For a total of 100 pts</p>
---	--

YOUTH DEPARTMENTS

4-H FFA SCOUTS JR.GRANGE

GUIDELINES for YOUTH EXHIBITORS

Check the front of this handbook for Animal Health Requirements & General Rules.

Check all of your entries for accuracy as you are responsible for your completed entry form. All exhibitors are expected to read and understand all Health Requirements & Show Rules. Submission of an entry form for the show implies the exhibitor has read and will comply with all Health Requirements & Show Rules as contained herein.

Superintendent	Brian Gilchrist 518-746-2560 The Cornell Cooperative Extension Office
Entry Fee	No entry fee is charged in the Youth Departments
Eligibility	<ol style="list-style-type: none"> 1. All Youth Exhibitors must be residents of Washington County, those attending a school in Washington County, or be a member of the following Washington County Youth Organizations: 4-H, FFA, or Scouts. 2. Youth Exhibitors must be 5 yrs. of age by December 1, 2025 and under 19 yrs of age as of January 1, 2025. 3. Eligible out of county youth exhibitors may enter in the Open Departments with animals shown in Youth Departments.
General Exhibitor Information	<ol style="list-style-type: none"> 1. Exhibits should represent work actually done by the exhibitor in the past 12 months and approved by the Youth Leader or Parent. 2. All exhibitors of Ornamental Horticulture, Garden Produce, Hay, Corn, Potatoes, and Small Grains must have performed some operative tasks in growing or harvesting the crop and must have selected and prepared the exhibit. 3. Refer to the General Rules & Livestock Health Requirements in the front of this handbook for further guidance. 4. Questions about entries and the classes should be directed to the Superintendent of the department, the Entry Office (518-692-2464), and the Cornell Cooperative Extension Office (518-746-2560)
Entry Process	<ol style="list-style-type: none"> 1. Youth Exhibitors may enter in Open Class Departments as well as use the same entry forms. 2. Read Rules for each department you are entering, fill out entry form completely, and submit fees and other required paperwork required at the time of entry. 3. A specific item or article may NOT be entered in both Youth & Open Departments (ie. a painting, wool, sewn article, etc) other than livestock. 4. All exhibits will be housed in their respective Youth Areas. Entries that are strictly a Youth Entry will be placed in the Youth Building and Barns. 5. For Youth Livestock (cattle, beef, goats, sheep, and swine) youth entries earning a blue ribbon may enter their respective Open Show by signing up for and paying the entry fee by 7:00 pm on the day of their Youth Show in the Entry Office (exception - those that are leasing animals).
Arrival of Entries & Judging Of Youth Non-Animal Exhibits	<ol style="list-style-type: none"> 1. Judging takes place SATURDAY (August 16th) between 9:00 am to 3:00 pm. 2. You will need to stop at the PICNIC PAVILION to pick up your Green Entry List/Judging Sheet and Entry Tags. 3. Exhibits will be judged on a basis of EXCELLENT (Blue); GOOD (Red); WORTHY (White) ~ The Danish System. 4. All Youth are to bring their exhibits & be present for Face-to-Face evaluation/judging. 5. Only those receiving "worthy" or better will receive an award.

Arrival of Exhibits	<ol style="list-style-type: none"> 1. Exhibits in the Youth Building (Non-Animal/Static) must arrive between 9:00 am - 3:00 pm Saturday (August 16th) before the Fair for Check-In at the Picnic Pavilion. 2. ALL YOUTH MUST BRING THEIR OWN EXHIBITS & BE PRESENT FOR FACE-TO-FACE JUDGING. Livestock Exhibitors should read about the Arrival Times in their respective departments. If you have questions concerning arrival, please contact the Superintendent of the department. All animals are to be in place by 5:00 pm Monday night. In an effort to alleviate the exhibitor & traffic congestion on Saturday of judging, we have developed a traffic route for exhibitors. Please refer to the Map in the beginning of this handbook. It is strongly encouraged that you bring a mode of transport of your item (ie. -a wagon). Check-In will take place in the Picnic Pavilion for all YOUTH EXHIBITS where they will receive their entry list and tags for their exhibits. Then they will be directed to their respective building for Face-to-Face judging. The Washington County Fair assumes no responsibility in the case of loss or damage to exhibits for any cause. Exhibitors are asked to please take every precaution for the safety and comfort of all persons, animals, and properties.
Livestock & Livestock Exhibitors Information	<ol style="list-style-type: none"> NO livestock are to be on the midway, near food concessions, or in any public area not designated for animals. Animals must be in their appropriate exhibit building, show ring, wash area, milking parlor, or taking part in their respective event or activity. Public Health and Biosecurity concerns prohibit animals from being taken around the Fairgrounds. No feed or bedding of any description will be furnished for animals (except for Poultry, Rabbits Barns and The FFA Barn which will receive feed and bedding). All registered livestock must be personally owned and registered in the name of the youth exhibitor as well as cared for by the youth exhibitor. DUAL OWNERSHIP & SYNDICATES ARE NOT ALLOWED, EXCEPT FOR DAIRY CATTLE - See pg. 49. All Youth Exhibitors that have NON-OWNED (LEASED) Animals must have filed their appropriate paperwork to the Cooperative Extension Office before 4:30 pm on MAY 31st. All cattle and swine must be identified by an official USDA approved eartag. See cattle and swine department information. Youth Exhibitors must show their own animals. In the case of two(2) entries in a class or group class, the exhibitor shall choose another youth (under 19 yrs. old) to show the other animal (using the exhibitor's show #) and must notify the Superintendent prior to the show. SHOWMANSHIP is MANDATORY for all livestock including, Beef, Dairy, Goats, Horses, Poultry, Rabbits, Sheep, and Swine. Each exhibitor will show their own animal. If the exhibitor has only 1 animal and it is sent home (for health reasons) the Superintendent can allow the exhibitor to show another youth's animal in showmanship only (Hardship Case). The animal used for showmanship must be entered in its regular class. Premiums, ribbons, and prizes will be forfeited if the exhibitor does not participate in showmanship. NO youth are permitted to sleep in a Youth Building or Barn.
Leasing of an Animal	<ol style="list-style-type: none"> Youth not owning an animal may participate in the Non-Owned (Leased) Animal Project which is designed to allow youth to experience the "4-H Animal Project". Therefore, the 4-H Animal Project is NOT available to youth owning an animal of that species. Youth must meet all the regulations for the species and in addition a certificate (available at the 4-H Cooperative Extension Office) must be filled out and have all the proper signatures by 4:30 MAY 31st. Youth are limited to leasing and showing TWO (2) non-owned animals per species. All deadlines and Health Requirements are the same for the Youth leasing animals. Non-Owned animals (leased) must be entered in OPEN CLASSES in the Name of the Owner. Residency rules apply to owners who want to show in Open Classes. Youth leasing animals may not enter the leased animal in Open Classes. The Non-Owned (leased) animal should be on the OWNER's Stall Request Form. Youth Entry Form must be completed by the Youth who is leasing the animal.

Dismissal of Exhibits	<ol style="list-style-type: none"> NO LIVESTOCK OR STATIC EXHIBITS MAY LEAVE/BE REMOVED FROM THEIR BARN/BUILDING UNTIL 9:30 pm on Sunday. NOTE: All displays, exhibits and animals, must remain in place in their appropriate exhibit building, their show rings, wash areas, milking parlor, or taking part in their respective event or activity until the close of Fair. EXCEPTIONS: those being exhibited at NY State Fair, yearling and aged rams, and those approved by the NYS Veterinarian for health concerns. Forfeiture of premiums and future exhibitions may result from violating this rule. Buildings will be open from 9:30 pm to 11:00 pm Sunday night for the removal of exhibits. Building Superintendents will post how late each building will be open for removal of exhibits. Buildings will reopen Monday from 8:00 am to 4:00 pm for continued removal of exhibits. All exhibits are to be removed by 4:00 pm Monday. The Washington County Fair assumes no responsibility in the case of loss or damage to exhibits for any cause. Exhibitors are asked to please take every precaution for the safety and comfort of all persons, animals, and properties.

Washington County Fair Youth Department Point System

The Fair Board reserves the right to alter this point system as circumstances dictate.

Department(s)	Blue points	Red points	White points
Cattle: Dairy, Beef	60	50	35
Goats, Sheep, Swine	40	30	25
Horses	20	15	10
Showmanship (all livestock)	20	15	10
Herdsmanship/Stable Management (Dairy, Beef, Horse, Swine	30	15	—
Poultry & Rabbits	10	8	6
Youth Crops, Youth Forestry & Conservation, Youth Ornamental Horticulture, Individual Exhibits, Youth Photography, Youth Arts & Crafts, Youth Foods, Youth Wool & Fiber, Youth Child Development	8	5	3
Youth Ag. Engineering	18	14	12
General Exhibits, Club/Troop Exhibits, Public Presentations	30	25	20
Junior Grange	8	5	3
Scouts and Scouting and Exploration	8	5	3

DEPT 32: YOUTH CROPS

Exhibitors: Check all of your entries for accuracy as you are responsible for your completed entry form. All exhibitors are expected **to read and understand all Show Rules. Submission of an entry form for the show implies the exhibitor has read and will comply with all Show Rules as contained herein.**

Superintendent Assistant Supt.	Harry Booth 518-695-6784 Issac Sievers 518-932-3842 isaacsievers1284@gmail.com
Entry Fee	NO entry fee
Day & Time	Check-In will take place in the Picnic Pavilion between 9:00 am - 3:00 pm on Saturday before Fair. Judging will take place on Saturday before the Fair from 9:00 am - 3:00 pm in the Youth Building for Face-to-Face judging.
Limits	Limit of one (1) entry per class except CLASSES- Other Vegetables, Potatoes, and Herbs
Rules & Regulations	<ol style="list-style-type: none"> Any variety may be exhibited. Exhibitor must have assisted in the harvest & cultivation except for the Class of "Vegetable Art" All entries must be labeled as to the Name & Variety of entry or the entry will be penalized. Exhibitors are encouraged to refresh their exhibit midweek; especially the Vegetable Art & Scarecrows. Exhibit information is available at the Cornell Cooperative Extension Office 518-746-2560 or 800-548-0881.

SECTION 01: GARDEN PROJECT

CLASSES:

- 01 - Green Beans - Pod Variety** - 10 pods
- 02 - Yellow Beans - Pod Variety** - 10 pods
- 03 - Lima Beans** - 6 pods
- 04 - Beets** - 3 specimens of the same variety
(w/clean, tops trimmed ½" to 1")
- 05 - Cabbage** - 1 head w/roots off
- 06 - Carrots** - 3 specimens of the same variety, w/tops
trimmed to ½" to 1"
- 07 - Cauliflower** - 1 head w/roots off & trimmed
- 08 - Chard** - 1 plant w/roots off, not over 24"
- 09 - Pickling Type Cucumbers** - 10 specimens of the same
variety for small pickles
- 10 - Slicing Type Cucumbers** - 2 specimens of the same
variety of slicing condition
- 11 - Eggplant** - 1 specimen of any variety
- 12 - Garlic** - 5 bulbs of the same variety
- 13 - Herbs** - 3 stems of the same variety
(limit of 3/exhibitor)
- 14 - Lettuce** - 1 plant w/roots off & cleaned (any variety)
- 15 - Muskmelon** - 1 mature specimen of any variety
- 16 - Onions** - 3 mature bulbs of the same variety
w/tops trimmed to ½" to 1" & unpeeled
- 17 - Sweet Peppers** - 3 specimens of the same variety

- 18 - Potatoes** - 3 tubers of the same variety (1 entry/
variety & a limit of 2 varieties/exhibitor)
- 19 - Field Type Pumpkin** - 1 specimen
- 20 - Pie Type Pumpkin** - 1 specimen
- 21 - Summer Type Squash** - 2 specimens of any green or
yellow squash of same variety, young & tender
- 22 - Winter Type Squash** - 1 specimen of any variety
- 23 - Sweet Corn** - 3 ears of the same variety, one side of
husks removed completely
- 24 - Tomatoes** - 3 ripe tomatoes of the same variety
w/stems off
- 25 - Green Tomatoes** - 3 of the same variety w/stems off
- 26 - Watermelon** - 1 mature specimen of any variety
- 27 - Other Vegetable not listed** - 3 specimens of the same
variety (limit of 2 entries/exhibitor) (1entry/vegetable)
- 28 - Novelty Class** - any vegetable of a strange or unusual
shape
- 29 - Vegetable Art** - make a sculpture from 1 or more
types of vegetables *
- * (4-H has a project guide. Call the Cooperative Extension
Office for more information 518-746-2560)
- 30 - Largest Pumpkin** - hard fluted stem, ribbon award
- 31 - Largest Zucchini** - ribbon award
- 32 - Best Dressed Cucumber** - ribbon award

SECTION 02: SMALL GRAINS

Rules & Regulations	<ol style="list-style-type: none">1. Must be a Home Farm product.2. Exhibitor must have assisted in the harvest & cultivation.3. Exhibitor must have selected his/her own exhibit.4. Exhibits must be free from insect & disease, and apparent seed and/or feeding value will be considered in the judging.
---------------------	--

CLASSES: Unthreshed sheaf with a minimum of 6" diameter

01 -Oats

02 -Oats & Barley Mix

03 -Mature Sunflower - grown for seeds (for Ornamental Sunflower - See DEPT: YOUTH ORNAMENTAL HORTICULTURE)

04 -Other Small Grain - list specimen on entry form

CLASSES: Best Forage

05 -2024 Corn - 3 ears, no husks

07 -2024 Corn Silage

09 -2024 Hay Silage

06 -2025 Corn - 3 ears, no husks

08 -2025 Corn Silage

10 -2025 Hay Silage

SECTION 03: HAY

Rules & Regulations	<ol style="list-style-type: none">1. See rules above for "Small Grains".2. Specimens should be a 6" to 10" section of a field bale SECURELY TIED.3. Apparent feed value will be highly important in judging. Presence of foreign material, weeds, insect & disease damage, & plants not representative of class will be considered undesirable for highest awards.
---------------------	---

CLASSES:

01 -Alfalfa - mostly all alfalfa, list other types in specimen on index card w/entry

02 -Clover - mostly clover, list other types in specimen on index card w/entry

03 -Mixed Grass Hay

04 -Mixed Legumes

05 -Timothy Hay

06 -Trefoil - mostly trefoil, list other types in specimen on index card w/entry

SECTION 04: HONEY

CLASSES:

01 -Glass Jar of Amber Honey

02 -Glass Jar of White Honey

03 -Honey Comb - 2 sections

SECTION 05: MAPLE SYRUP

CLASSES:

01 -Glass Jar of Table Grade A Amber color, Rich taste

02 -Glass Jar of Table Grade A Dark color, Robust taste

03 -Glass Jar of Table Grade A Golden color, Delicate taste

SECTION 06: GARDEN SCARECROW

Rules & Regulations	<ol style="list-style-type: none">1. Free Standing scarecrows should be 3 to 5 feet all & use no more than 3 feet of floor space.2. At least 5 fresh vegetables and/or fruits must be used in your design.3. The scarecrow must be named & a list of the vegetables/fruits used along with their location in your design must accompany your exhibit.4. Set-Up times will be Sunday before the Fair from 12:00 noon - 4:00 pm by appointment and Monday, opening day of the Fair from 9:00 am - 2:00 pm.5. Exhibitors must be present for Face-to-Face judging @ 3:00 pm Monday.6. Exhibitors are encouraged to refresh their exhibit prior to judging if needed and throughout the fair week.
---------------------	--

CLASSES:

01 -Individual Exhibitor Scarecrow

02 -Group of Exhibitors Scarecrow - each person in group must enter this class on their individual Entry form, identifying that it is the GROUP of Exhibitors Scarecrow.

DEPT 33: YOUTH AGRICULTURAL ENGINEERING

Exhibitors: Check all of your entries for accuracy as you are responsible for your completed entry form. All exhibitors are expected to **read and understand all Show Rules. Submission of an entry form for the show implies the exhibitor has read and will comply with all Show Rules as contained herein.**

Superintendent	Walt Sutliff 518-321-4610
Entry Fee	No entry fee
Day & Time of Arrival and Judging	Exhibits are to be brought in Saturday before the Fair between 9:00 am and 3:00 pm where Face-to-Face Judging will take place in the Youth Building. Exhibitors are to check-in their exhibits at the Picnic Pavilion and then will be directed to their respective judging areas.
Limits	Two (2) entries may be exhibited per class, except in the SECTION: ELECTRONICS CLASS - an article made in an electric project , where more may be entered, but each one must demonstrate a different skill.
Rules & Regulations	Please read through each SECTION carefully for its corresponding rules & regulations. If you have questions, please contact the above Superintendent.
Dismissal/Removal of Exhibit	EXHIBITS MAY NOT LEAVE THEIR BUILDING UNTIL 9:30 pm on Sunday. The Farm Toy Building and the Youth Building will also be open from 9:00 am to 4:00 pm Monday. All Exhibits must be removed from the building by 4:00 pm Monday evening.

SECTION 01: AGRICULTURAL RELATED DIORAMAS

Superintendents	Ann Williams 518-796-8325 amd Linda Germain
Entry Fee	No entry fee
Day & Time of Arrival & Judging	Exhibits are to arrive on Saturday before the Fair (August 16th) between 9:00 am - 3:00 pm and be checked-in at the Picnic Pavilion. Once checked-in, exhibitors will be directed to their location for Face-to-Face judging at the Farm Toy Building.
Limits	There is a limit of one(1) entry per class.
Rules & Regulations	<ol style="list-style-type: none"> Youth must be present for Judging which will take place Saturday before the Fair between 9:00 am and 3:00 pm at the time the Diorama is set up. Each youth must be able to explain the theme of the diorama at judging. The maximum dimensions are 2 ft x 3 ft 6 inches. Exhibits must be mounted/displayed on a firm base. Exhibits must be no higher than 15 inches. The Exhibit must include a brief description of the project for fairgoers to read (using 4" x 6" index card. Only 1 per exhibit) A written explanation will also be required as a portion of the judging. (see questions required to answer below) If the Description 4" x 6" card and the Written Explanation are not present with the exhibit at check-in, the exhibit will be reduced 1 award placement (ie: from blue to red). Please note that if entering the Group Ag. Related Diorama Class - ALL individuals are required to enter the "Group Class" each. <p>Individual Diorama Exhibitors are required to answer the following questions on an 8.5" x 11" sheet of paper (standard size). It may be handwritten (preferably printed and must be legible) or typed. Exhibitors are limited to one sheet (front and back). Please include: your name, age, and the Class. Bring this sheet with you when you arrive for check-in and Set Up as this sheet will be placed in a sheet saver and will be attached to your Diorama Exhibit.</p> <p>Continued on next page. Please Read. The questions that your must answer for your Written Explanation sheet are the following:</p>

	<ol style="list-style-type: none"> 1. Tell us about your Diorama. What is the theme? 2. Why did you want to do a diorama? 3. Where did you get your idea? 4. What do you want people to learn from your diorama? 5. If model animals were used, identify their breed(s). 6. If machinery was used, identify the make (ie: John Deere) and name the machines as well as what the machine does or its purpose. 7. What did you like doing the best with your diorama? 8. What was the hardest part? 9. Did you have help? If so, who helped you? And what did they do? 10. If there is anything else you would like the judge to know, explain... <p>GROUP Diorama Exhibitors are required to do all of the above. However, only one(1) 4" x 6" Description card is required. Each child in the group is required to provide an individually Written Explanation (answering all the questions above). All sheets will be attached to the group diorama.</p> <p>*If you have questions, please contact one of the superintendents.</p>
Dismissal/Removal of Exhibit	<p>EXHIBITS MAY NOT LEAVE THEIR BUILDING UNTIL 9:30 pm on Sunday.</p> <p>The Farm Toy Building will also be open from 9:00 am to 6:00 pm Monday.</p> <p>All Exhibits must be removed from the building by 4:00 pm Monday evening.</p>
Awards will be given in the Following Areas:	<p>A Special Award will be given in each class for CREATIVITY and VERBAL EXPLANATION.</p> <p>BEST of SHOW Ribbon will be awarded for each AGE GROUP.</p>

CLASSES:

01 -Ag. Related Diorama - Exhibitors 5 - 8 years of age

02 -Ag. Related Diorama - Exhibitors 9 - 11 years of age

03 -Ag. Related Diorama - Exhibitors 12 - 18 years of age

04 -Ag. Related Diorama **GROUP CLASS** - 2 or more individuals.

(Each person in the group MUST enter this Class on their entry form or online entry)

SECTION 02: ELECTRIC

CLASS:

01 -An Article made in an Electric Project - such as a trouble light, rewired lamp, portable bench light, pinup lamp, etc.

Original work will receive special attention; kits will be judged as such.

SECTION 03: ELECTRONICS

CLASS:

01 -An Article made in an Electronics Project - utilizing principles & construction procedures relating to electronics are acceptable. These projects will be judged on the basis of soldering & connection techniques, neatness of assembly, & other assembly procedures for electronics projects. All projects must be hand wired and no breadboard kits will be accepted. The project must be operable & contain all necessary batteries.

SECTION 04: HANDYMAN

CLASSES:

01 -Any Handyman Article - made for use in any other YOUTH PROJECT/PROGRAM. These include Horse Accessories, Metal Works, etc.

02 -Model Hot Air Balloon

03 -Model Rocket from a Kit (No Engine)

04 -Model Rocket NOT from a Kit (No engine)

SECTION 05: REFINISHING & FINISHING

CLASS:

01 -A Piece of Furniture or Accessory - with a natural or painted finish done by the exhibitor such as a chair, table, chest, bookcase, etc. that has been finished or refinished by the exhibitor. The article should be accompanied by a statement including the following:

- a) The history of the piece of furniture
- b) The method of refinishing/finishing
- c) The product(s) used
- d) Where the finished piece will be used

SECTION 06: WOODWORKING

Rules & Regulations	Any article made in a Woodworking Project such as bootjack, toolbox, birdhouse, bookends, signboards, etc. should be functional & work as their intended purpose. Articles should not have saw marks. Please exhibit items with proper finishes on them.
--------------------------------	--

CLASSES:

01 -Hand Tool Division - articles cut out, assembled & finished using hand tools only.

02 -Kit Division - articles made from materials that were pre-cut by a person other than the exhibitor.

03 -Power Tool Division - articles partially or totally completed with power tools.

DEPT 34: YOUTH FORESTRY & CONSERVATION

Check all of your entries for accuracy as you are responsible for your completed entry form. All exhibitors are expected to read and understand all Show Rules. Submission of an entry form for the show implies the exhibitor has read and will comply with all Show Rules as contained herein.

Superintendent	Walt Sutliff 518-321-4610
Entry Fee	No entry fee
Day & Time of Arrival and Judging	Exhibits are to be brought in Saturday before the Fair between 9:00 am and 3:00 pm where Face-to-Face Judging will take place in the Youth Building. Exhibitors are to check-in their exhibits at the Picnic Pavilion and then will be directed to their respective judging areas.
Limits	Limit of 1 per class.
Rules & Regulations	Please read through each SECTION carefully for its corresponding rules & regulations. If you have questions, please contact the above Superintendent.
Dismissal/Removal of Exhibit	EXHIBITS MAY NOT LEAVE THEIR BUILDING UNTIL 9:30 pm on Sunday. The Youth Building will also be open from 9:00 am to 4:00 pm Monday. All Exhibits must be removed from the building by 4:00 pm Monday evening.

SECTION 01: FORESTRY & CONSERVATION

(Information for each of the following classes is available at the 4-H Cornell Cooperative Extension Office 518-746-2560)

CLASSES:

01 -Conservation Farm - exhibit consisting of mounted poster or model showing for example, pasture improvement, reforestation,

drainage, water or marsh development, or strip cropping to improve farm production. This may be exhibited as a group or individual project. Please specify on the entry form.

02 -Fungi Identification - mounted collection of 10 different varieties of Fungi, identified, & labeled by the exhibitor.

03 -Insect Identification - mounted collection of 10 or more insects caught, identified, & labeled by the exhibitor.

04 -Leather Tanning

05 -Pelts or Hides Prepared by the exhibitor

06 -Taxidermy - specimen must be prepared and mounted by the exhibitor

07 -Tree or Plant Identification - mounted collection of 10 species of plants or trees common to Washington County.

08 -Wood Identification - exhibit of mounted specimens of wood of at least 10 trees in Washington County.

This may be exhibited as a group or an individual exhibit. If is is a GROUP Exhibit, all exhibitors must sign up for this class.

DEPT 35: YOUTH ORNAMENTAL HORTICULTURE

Check all of your entries for accuracy as you are responsible for your completed entry form. All exhibitors are expected to read and understand all Show Rules. Submission of an entry form for the show implies the exhibitor has read and will comply with all Show Rules as contained herein.

Superintendent	Eileen Rymph
Entry Fee	No entry fee
Day & Time of Arrival and Judging	Exhibits are to be brought in SATURDAY (8/16/25) before the Fair between 9:00 am and 3:00 pm at the Picnic Pavilion. CHECK-IN will take place at the Picnic Pavilion where exhibitors will get their Exhibitor Entry List/Green Judge's Sheet and entry tags and they will be directed to the appropriate buildings.
Limits	Limit of one(1) entry per variety of flower. (ie: you can enter a marigold - nugget type & you can enter a marigold - lemon gem type, but not two marigold of the same type)
Rules & Regulations	<ol style="list-style-type: none"> 1. All individual Flower Exhibits of "Annual Flowers", "Perennial Flowers", and "Potted Flowers & Herbs" MUST be labeled with the Name of the Species. (ie: Marigold-Dwarf or Begonia). Labels must be attached to the exhibit. 2. Three (3) stems of flowers of each variety as near alike as possible for size, shape, color, and age unless otherwise specified. A few leaves should be left so the general health (insect or disease damage) of the entry can be assessed. 3. Flowers must be grown or helped to be grown by the exhibitor from seeds, cuttings, bulbs, and plugs/transplants except for arrangements. 4. The exhibitor is to furnish the container. A tin can be painted or covered with foil is suggested. It may be necessary to add material in the bottom to improve the visibility of the entry. 5. In the ARRANGEMENT SECTION only, the containers will be judged as part of the exhibit and then only as to shape or suitability. 6. No Flowers may be exhibited which are protected by law. 7. No Plastic, silk, or artificial plant materials will be allowed. 8. Exhibitors are encouraged to refresh their entries midweek.
Dismissal/Removal of Exhibit	EXHIBITS MAY NOT LEAVE THEIR BUILDING UNTIL 9:30 pm on Sunday. The Youth Building will also be open from 9:00 am to 4:00 pm Monday. All Exhibits must be removed from the building by 4:00 pm Monday evening.

SECTION 01: ANNUAL FLOWERS

CLASSES:

01 -Dahlias of Large Flowering Variety - 1 bloom

02 -Dahlias of Pompom Variety - 3 stems

03 -Gladiolas - 1 spike per entry (not to exceed 5 colors per exhibitor)

04 -Gourds - must have 3 assorted specimens with stems on a plate.

05 -Other Exhibit of Annual Flowers - which must meet the rules listed at the beginning of this Department. Examples would be varieties of the following: Aster, Bachelor Buttons, Calendulas, Cosmos, Marigold, Nasturtium, Ornamental, Petunia, Snapdragons, Zinnia, and Sunflowers judged for flowers.

***Sunflower Class to be judged for seeds can be found in the YOUTH CROPS Department in SMALL GRAINS SECTION.**

SECTION 02: PERENNIAL FLOWERS - (Those plants which grow through one gardening season until killed by fall frost and show new growth in the Spring)

CLASSES:

01 -Roses, Hollyhocks - 1 stem any variety

02 -Other Exhibit of Perennial Flowers - which meet the rules listed at the beginning of this department.

Examples would be varieties of the following: Alyssum, Candytuft, Delphinium, Daisy, Sweet William, etc.

SECTION 03: POTTED FLOWERS & HERBS

Rules & Regulations	<ol style="list-style-type: none">1. Must be labeled with the name of the species.2. Must include a drainage tray.3. Can be a garden plant (ie: Marigold) or house plant (ie: African Violet)
--------------------------------	--

CLASSES:

01 -Potted Arrangement - a collection of a single species or variety of plants for outdoor display

02 -Potted Plants - Flowering type (should be in bloom)

03 -Potted Plants - Foliage or Cactus type (not a dormant flowering plant)

SECTION 04: ARRANGEMENTS

Rules & Regulations	<ol style="list-style-type: none">1. Entry must contain information about the basic shape (should follow one of the 8 basic shapes according to the "Flowering Arranging Materials" which is available at the 4-H Office)2. Flowers & accessories may come from any source unless otherwise stated.3. Exhibitors should be prepared to name all the flowers used in their arrangement.4. Fresh flowers are to be used unless otherwise specified.5. NO plastic, silk, or artificial flowers or leaves are allowed.
Limits	One (1) entry per class

CLASSES:

01 -Centerpiece Arrangement - one that is equally balanced from all four sides

02 -Copper Container Arrangement - arrangement with any type of copper or brass container as the focal point.

03 -Creative Design Use - of foliage, and/or flowers that are natural (NO silk flowers) to form shapes/designs(ie: topiaries, wreathes, kissing balls, swags) NON- Evergreen.

04 -Dried Material Arrangement - arrangement using only dried materials. Can be either a dish or a plaque arrangement or a pinecone wreath.

05 -Garden Flower Arrangement - arrangement of ONLY GARDEN FLOWERS & MATERIALS FROM YOUR PROJECT GARDEN.

06 -Holiday Arrangement - arrangement using live or dried materials. Label the holiday & attach to the exhibit

07 -Home Ground Improvement Photographic Album - should contain at least six(6) "before" and "after" pictures.

08 -Kitchen Container Arrangement - arrangement put together in a kitchen utensil with or without accessory utensils (ie: arrangement in a frying pan using a fork, spatula, etc)

09 -Miniature Arrangement - arrangement of miniature flowers in a small container (not to exceed 5" in Height and 4" across overall, using live or dried materials)

10 -Picture made of Pressed Flowers - picture must be in a frame that can be hung or stood for display

11 -Pitcher Arrangement - arrangement using any pitcher as a container. Arrangement must consider size of container in design.

12 -Place Setting Arrangement - a single place setting on a serving tray with a complimenting live floral arrangement.

13 -Plan of Annual Flower Garden and/or Perennial Flower Garden - list the variety, placing, height, and color.

14 -Plan or Map of Home Grounds - a map drawn to scale, showing things as they were at the beginning of the Project. Include a 2nd map drawn to scale with suitable & necessary notes showing changes & improvements made. In different colors, show changes & improvements yet to be made.

15 -Terrarium - should include container, soil, charcoal, moss, plants with an optional cover. Start early enough to have plants rooted.

16 -Theme Arrangement - select a favorite Nursery Rhyme. Use fresh or dried plants to interpret your rhyme. Enclose a card naming the Theme.

17 -Wood Base Arrangement of Dried Material - arrangement of flowers/accessories on wood.

18 -Wood Base Arrangement of Fresh Flowers - arrangement of flowers/accessories on wood.

19 -Zen Design - a simple design using minimal material, evoking tranquility

SECTION 05: EVERGREEN DESIGN

Rules & Regulations	Items are to be made with natural evergreen, may be mixed evergreens, excluding Princess Pine.
--------------------------------	---

CLASSES:

01 -Decorated Swag

02 -Decorated Wreath

03 -Decorated Mailbox Wreath

04 -Kissing Ball

05 -Roping - minimum length of 30" and maximum length of 36"

06 -Undecorated Wreath

DEPT 36: YOUTH GENERAL EXHIBITS

Check all of your entries for accuracy as you are responsible for your completed entry form. All exhibitors are expected to read and understand all Show Rules. Submission of an entry form for the show implies the exhibitor has read and will comply with all Show Rules as contained herein.

Superintendent	Karen Rogers 518-677-3681
Entry Fee	No entry fee
Set Up & Judging	Set up of Club Exhibits & judging will take place on Saturday before the Fair from 9:00 am - 3:00 pm.
Special Note	All Club entries must be entered in the Name of the Club/Troop with the Name of the Leader clearly indicated for award payment purposes OR in the Name of the Leader - not all individuals are to enter.
Removal of Exhibits	EXHIBITS MAY NOT LEAVE THEIR BUILDING UNTIL 9:30 pm on Sunday. The building will also be open from 9:00 am to 4:00 pm on Monday. All exhibits must be removed by 4:00 pm Monday.

SECTION 01: INDIVIDUAL EXHIBITS - individuals are to enter this section

CLASSES:

- 01 -4-H Poster** - a poster that promotes 4-H in Washington County
- 02 -Individual Scrapbook**
- 03 -Public Presentation** - individual exhibitors will schedule a time with the Superintendent of the department on Saturday during judging. Presentations will be held on WEDNESDAY - SATURDAY of the Fair.
- 04 -Heritage Project** - an exhibit resulting from a heritage project or history project with a short written explanation of what it is and/or what it does.
- 05 -Science Project** - (ie: Science Fair Project) Include a short written explanation of what it is or what it does.
- 06 -Lego KIT Creation** - must include a written explanation of what it is and/or what inspired you to build your creation.
- 07 -Lego ORIGINAL Creation** - must include a written explanation of what it is and/or what inspired you to build your creation.

SECTION 02: CLUB or TROOP EXHIBITS - CLUB or TROOP entries in this section should be put in the Group Leader's name, not all individual members.

CLASSES:

- 01 -Club/Troop Banner** - made & designed by the group. Clubs are encouraged to bring banners back to future fairs on a "Display Only Basis".
- 02 -Club/Troop Project** - exhibit is to consist of Models, Posters, or Photo Album or other materials or means of display to describe a project conducted by the group.
- 03 -Club/Troop Scrapbook**
- 04 -Club/Troop/Group Exhibit** - to consist of a display planned & arranged by an organized Youth Group. Each group will be allotted space of approximately 4' x 4' on a table with back and sides provided. Actual project materials, posters, photographs, etc may be used. The Theme or Story which the exhibit tells should be clearly indicated by a sign or otherwise, telling a story of some practice learned. It should not be merely a collection of articles made or products grown by members of the group. **An evaluation sheet will be available upon request for use in the planning of the exhibit. Exhibits must be in place by 5:00 pm Monday evening for the opening of the Fair.**
- 05 -Club/Troop/Group Presentation**

DEPT 37: YOUTH PHOTOGRAPHY

Check all of your entries for accuracy as you are responsible for your completed entry form. All exhibitors are expected to read and understand all Show Rules. Submission of an entry form for the show implies the exhibitor has read and will comply with all Show Rules as contained herein.

Superintendent	Walt Sutliff 518-321-4610
Entry Fee	No entry fee
Day & Time of Arrival and Judging	Exhibits are to be brought in Saturday before the Fair between 9:00 am and 3:00 pm where Face-to-Face Judging will take place in the Youth Building. Exhibitors are to check in their exhibits at the Picnic Pavilion and then will be directed to their respective judging areas.
Limits	Only one(1) entry may be exhibited per class. Limit of 5 entries total in the Individual Photography Section.
Rules & Regulations	<ol style="list-style-type: none"> 1. ALL Exhibits must be mounted on a sturdy background or framed and ready to hang with workable/appropriate devices in place. 2. Each entry must have a title or caption to assist the viewer in the interpretation of the photographic message. The caption should be on the front of the exhibit. 3. Include the Name, Age, and years of Photography of the exhibitor on the back of the exhibit. 4. Information on photography is available in the "4-H Materials". Please contact the 4-H Cornell Cooperative Extension Office at 518-746-2560. 5. All single photos in the Individual Photography Section must be at least 5" x 7" with a maximum frame size of 16" x 20". This is for all mediums and all classes. 6. Photographs must be taken by the exhibitor. 7. Failure to follow the rules will result in a drop of one(1) award.
Dismissal/Removal of Exhibit	EXHIBITS MAY NOT LEAVE THEIR BUILDING UNTIL 9:30 pm on Sunday. The Youth Building will also be open from 9:00 am to 4:00 pm Monday. All Exhibits must be removed from the building by 4:00 pm Monday.

SECTION 01: INDIVIDUAL PHOTOGRAPHY

CLASSES:

01 -Animals - Black & White
 02 -Animals - Color
 03 -Animals - Digitally Enhanced
 04 -Portrait - Black & White
 05 -Portrait - Color
 06 -Portrait - Digitally Enhanced
 07 -Scenic - Black & White
 08 -Scenic - Color

09 -Scenic - Digitally Enhanced
 10 -Still Life - Black & White
 11 -Still Life - Color
 12 -Still Life - Digitally Enhanced
 13 -Other Black & White Photo not listed
 14 -Other Color Photo not listed
 15 -Other Digitally Enhanced Photo not listed

SECTION 02: PHOTOGRAPHY

CLASSES:

01 -Photo Collection - 4 to 6 photos illustrating special effect techniques such as zooming, double exposure, soft focus, painting with light, false perspective, time-lapse, etc. The minimum size of the photos is 3" x 5". Maximum size of the collection is 18" x 20".
02 -Photo Story - 4 to 6 photos mounted together, each showing a different step in the story. The minimum size of the photos is 3" x 5".
03 -Pride of Washington County - a collection of 4 to 6 photos illustrating your pride of Washington County with a theme, such as tractors, barns, covered bridges, etc. You must include an explanation with your entry.

DEPT 38: YOUTH ARTS & CRAFTS

Check all of your entries for accuracy as you are responsible for your completed entry form. All exhibitors are expected to read and understand all Show Rules. Submission of an entry form for the show implies the exhibitor has read and will comply with all Show Rules as contained herein.

Superintendent	Annabelle Bink 518-852-0699 or email: bananarph@gmail.com
Entry Fee	No entry fee
Day & Time of Arrival and Judging	Exhibits are to be brought in Saturday before the Fair between 9:00 am and 3:00 pm where Face-to-Face Judging will take place in the Youth Building. Exhibitors are to check in their exhibits at the Picnic Pavilion and then will be directed to their respective judging areas.
Limits	Arts: You may only enter one(1) exhibit per class. Crafts: You are limited to seven (7) entries in this section. Each item must demonstrate a different skill.
Rules & Regulations	<ol style="list-style-type: none"> 1. Please select items that reflect your BEST work. 2. All exhibits must be ready for display. All pictures must be framed & ready to hang with sturdy hanging devices already in place. NO cardboard or paper-type attachments. Sturdy picture wire hanger preferred. The exhibit will be reduced one award if not ready to hang. 3. Exhibits must be labeled with the Exhibitor's Name. 4. Small exhibits should be placed in a small plastic bag and have labels attached. 5. Jewelry should be mounted on a backing. 6. If you primarily used fabric & sewing skills for your craft, please enter it under the YOUTH TEXTILES & NEEDLEWORK ARTS DEPT. 7. If you primarily used wood & woodworking skills, please enter it under the YOUTH AG. ENGINEERING DEPT. 8. ALL Needlework Arts must be entered under the YOUTH TEXTILES & NEEDLEWORK ARTS DEPT. or YOUTH WOOL & FIBER. 9. If you are not sure, please contact the Superintendent.
Dismissal/Removal of Exhibit	EXHIBITS MAY NOT LEAVE THEIR BUILDING UNTIL 9:30 pm on Sunday. The Youth Building will also be open from 9:00 am to 4:00 pm Monday. All Exhibits must be removed from the building by 4:00 pm Monday.

SECTION 01: ARTS (Original paintings & sketches) You may only enter one(1) exhibit per class.

CLASSES:

01 -Acrylic
02 -Charcoal
03 -Oil
04 -Pastels
05 -Pen & Ink
06 -Pencil
07 -Watercolor
08 -Mixed Media

09 -Wheel Ceramic
10 -Coil Ceramic
11 -Freeform Ceramic
12 -Greenware Ceramic
13 -Sculpture
14 -Other Art not listed

SECTION 02: CRAFTS (Limit of 7 items in this section) Each item must demonstrate a different skill.

CLASSES:

01 -Craft Item

DEPT 39: YOUTH FOODS

Check all of your entries for accuracy as you are responsible for your completed entry form. All exhibitors are expected to read and understand all Show Rules. Submission of an entry form for the show implies the exhibitor has read and will comply with all Show Rules as contained herein.

Superintendents	Sarah Wade 518-605-1980 sarahmwade@yahoo.com Julie Niles 518-796-6944 julieniles@gmail.com
Entry Fee	No entry fee
Day & Time of Arrival and Judging	Exhibits are to be brought in Saturday before the Fair between 9:00 am and 3:00 pm where Face-to-Face Judging will take place in the Youth Building. Exhibitors are to check in their exhibits at the Picnic Pavilion and then will be directed to their respective judging areas.
Limits	Please read each section for their limitations.
Rules & Regulation	<ol style="list-style-type: none"> Exhibitors may enter an unlimited number of exhibits in each class in the following SECTIONS: DECORATED CAKES, RECIPE COLLECTIONS, and MESSAGES ABOUT FOODS. The recipe must accompany every food exhibit, except for Decorated Cakes. The recipe should include the procedure along with the ingredients. Recipes should be handwritten or typed by the exhibitor on a separate sheet of paper (no photocopies or website-printed recipes). Read the rules for each section. Failure to follow the rules will result in a reduction of a ribbon earned. (blue to red)
Dismissal/Removal of Exhibit	EXHIBITS MAY NOT LEAVE THEIR BUILDING UNTIL 9:30 pm on Sunday. The Youth Building will also be open from 9:00 am to 4:00 pm Monday. All Exhibits must be removed from the building by 4:00 pm Monday.

SECTION 01: BAKED GOODS

Limits	<ol style="list-style-type: none"> Exhibitors are limited to two (2) exhibits per class. NO-BAKE COOKIES are limited to Exhibitors UNDER 12 years of age.*
Rules & Regulations	<ol style="list-style-type: none"> All foods must be removed from pans, except for pies & pie shells. All foods should be attractively presented. Rolls & Muffins must NOT be baked in paper cups. Breads must NOT be baked in a bread machine. Baked goods should be cooled before packing. Mixes are allowed ONLY if they are NOT the major ingredient. No items that require refrigeration will be accepted (i.e. custard, uncooked eggs, cream cheese, etc.) Please call the Superintendent if you need clarification on any rule.

CLASSES:

01 -Baking Powder Biscuits - 3 of uniform size

02 -Frosted Cake made with shortening or oil - enter ½ cake

03 -Unfrosted Cake made with shortening or oil - enter ½ cake

04 -Cake made with Shortening - Modified to reduce calorie or fat content - unfrosted ½ cake

05 -Candy - 3 pieces of uniform size

06 -Coffeecake - NON-Yeast ½ cake

07 -Baked Cookies - 3 of one kind & uniform size (may be drop/bar/rolled)

08 -No-Bake Cookies* - 3 of one kind & uniform size **(limited to 5 - 11 yr. olds)**

09 -Cupcakes - 3 of one kind, frosted (may use liners)

10 -Foam Cake - ½ cake

11 -Muffins - 3 of one kind & uniform size

12 -Pie Shell - one baked shell, may use 4" pan

- 13 -Two Crust Pie** - 1 whole pie w/2 crusts, filled, may use 4" pan
- 14 -One Crust Pie** - 1 whole pie w/one crust, filled, may use 4" pan (no custard pies, or pies that use eggs)
- 15 -Quick Bread** - ½ loaf of any size
- 16 -Rolled Cake** - any filling
- 17 -Scones** - 3 of any kind & of uniform size
- 18 -Yeast Bread** - ½ loaf (white, whole grain, or multi-grain)
- 19 -Yeast Rolls** - 3 of uniform size (white,whole grain, or multi-grain)
- 20 -Other Yeast Product not listed**
- 21 -International Food Exhibit** - 3 Cookies of one type or ½ Cake or ½ Yeast Bread or 3 Rolls or ½ loaf Quick Bread. The following information is required: a) the Recipe;
b) the National Association with Food;
c) the Historical Background.
- 22 -Any Allergen Free Product** - any of the above made Allergen Free, such as Gluten Free or Dairy Free.

SECTION 02: DECORATED CAKES

CLASSES:

- 01 -Decorated Cake** - Only the DECORATIONS will be judged. The “cake” can be a pan, box, etc. No recipe is required.
- 02 -Decorated Cupcakes** - 3 cupcakes - Only the decorations will be judged. No recipe is required.
- 03 -Gingerbread House** - Decorated. NO KITS. No recipe is required.
- 04 -Pride of Washington County - Decorated Cake** - decorate your cake with the theme of “Pride of Washington County”.
Be prepared to explain your theme.

SECTION 03: FOOD PRESERVATION

Limits	Exhibitors are limited to two(2) exhibits per class.
Rules & Regulations	<ol style="list-style-type: none"> ALL EXHIBITS MUST CONSIST OF 2 IDENTICAL JARS.. One (1) is to be opened for judging & then returned to the exhibitor. The 2nd to be displayed with its award. Canned goods must have a label on the SIDE of the jar giving the kind of fruit, vegetable, or preserve and the DATE that the product was preserved. All canning must be done in canning jars with canning lids & rings. Jelly, jam, and marmalade containers should be no larger than ½ pint size. Jellies must be in straight jars to permit jelly to slide out & hold its shape. All low-acid vegetables Must be processed in a pressure canner. ALL jams, jellies, fruits, pickles & relish MUST be processed in a hot water bath. NO paraffin on jams & jellies. Recipes including processing instructions MUST accompany each exhibit. NON-processed exhibits MUST be appropriately packaged. Please contact Cornell Cooperative Extension for USDA guidelines on safe food processing.

CLASSES: (Processed Food Preservation Products)

- | | |
|-----------------------|---|
| 01 -Jam | 06 -Canned Tomatoes or Tomato Juice |
| 02 -Jelly | 07 -Pickles |
| 03 -Marmalade | 08 -Relishes |
| 04 -Canned Fruits | 09 -Miscellaneous Processed Food Preservation |
| 05 -Canned Vegetables | Product |

CLASSES: (NON- Processed Food Preservation Products)

- 10 -Dried Foods** - display in a clear airtight container
- 11 -Flavored Vinegars**
- 12 -Miscellaneous NON-Processed Food Preservation Product**

SECTION 04: WASHINGTON COUNTY SELECTIONS

CLASS:

01 -Washington County Pairing - provide /present 1 homemade item from the FOOD PRESERVATION SECTION And 1 homemade item from the BAKED GOODS SECTION in an attractive container/basket (for example 2 jars of preserves (1 to be opened for judging & 1 to be for display and 3 biscuits of one type). Follow the rules for each section including the number of items required. Recipes and Process are to accompany the exhibit. There is a limit of one(1) entry for this class.

SECTION 05: MESSAGES ABOUT FOODS

CLASSES:

01 -Poster - a poster board of at least 14" x 20" or a poster series depicting a food THEME from the USDA's "MyPlate". Examples include: ideas for trying some food rich in Vitamin A, Vitamin C, Calcium, or Iron; food & fitness; wise snacking; food purchasing hints; ways to avoid waste; improving choices at fast food restaurants or vending machines.

02 -3-D Exhibit - topics could be Wise Shopping; Sensible Snacking; Nutritious Breakfasts; **Ways to increase the use of Vegetables & Fruits**; Food Preservation or Heritage Food. A table space of about 4' x 4' will be provided. Judging will be based on: purpose & principle idea, effectiveness in illustrating the topic, appearance & arrangement, and the accuracy of the information.

SECTION 06: RECIPE COLLECTION

Rules & Regulations	<ol style="list-style-type: none">1. A Minimum of 10 recipes exhibited in a recipe box, notebook, or file.2. All information should be printed in ink or typed.3. If recipes are shown in a file box, everything should be on a card (for uniformity).4. Collections will be judged on appearance, organization, source & variety of recipes and additional information given.
--------------------------------	---

CLASS:

01 -Recipe Collection - A collection of family recipes, a cultural foods project, or heritage project

SECTION 07: BAKING BATTLE - *Please pick up your ENTRY TAG and DAY PASS on Saturday, August 16th, between 9:00 am - 3:00 pm in the Entry Office.*

CLASSES:

01 -Ages 5 yrs - 11 yrs of age

02 -Ages 12 yrs - 18 yrs of age

LIMIT: One entry per exhibitor.

Exhibitor must reside in Washington County, NY, or be a current member of a Washington County 4-H Club.

Rules & Regulations:	<ul style="list-style-type: none">● The 2025 Baking Battle Theme is OATMEAL. All entries must incorporate OATMEAL into their baked good. (This includes all types of oatmeal like whole, rolled, quick, and oat flour.)● This is a kids' baking contest, so kids must bake with limited help from an adult.● All baked goods must be scratch-made.● Entries will be judged based on appearance, taste, and recipe creativity, and use of the theme ingredient.● Please submit no less than 8 individual-serve items (cookies, muffins, etc) or one item for a multi-serve baked good (pie, cake, etc).● Baked goods are to be submitted on a paper plate or other disposable container covered with plastic wrap or placed inside a plastic bag.● A recipe must be submitted with the entry on an 8 ½ " by 11" sheet of paper with the Exhibitor's Name, Address, and phone number on the backside of all the pages. The recipe must list all of the ingredients, quantities, and preparation instructions.● Bring your entries to the Washington County Fair Youth Building between 8:00 - 9:00 am on Tuesday, August 19th. Judging will be closed to exhibitors and will take place on Tuesday, August
---------------------------------	---

	<p>19th @ 9:00 am. All contest items will be on display until the fair closes on Sunday, August 24th.</p> <ul style="list-style-type: none"> ● Refrigeration is not available at the Fair, so no refrigerated entries will be accepted (i.e. no custards or items that use uncooked eggs). ● <i>Please pick up your ENTRY TAG and DAY PASS on Saturday, August 16th, between 9:00 am - 3:00 pm at the Entry Office.</i> ● No materials will be returned to you after the judging process. ● Prizes for each age group: <ul style="list-style-type: none"> *First Place: Ribbon & Special Award *Honorable Mention: Ribbon
--	---

DEPT 40: YOUTH TEXTILES & NEEDLEWORK ARTS

Check all of your entries for accuracy as you are responsible for your completed entry form. All exhibitors are expected to read and understand all Show Rules. Submission of an entry form for the show implies the exhibitor has read and will comply with all Show Rules as contained herein.

Superintendent	Amy Elsworth 838-333-9123 email: amyelsworth869@gmail.com
Entry Fee	No entry fee
Day & Time of Arrival and Judging	Exhibits are to be brought in Saturday before the Fair between 9:00 am and 3:00 pm where Face-to-Face Judging will take place in the Youth Building. Exhibitors are to check in their exhibits at the Picnic Pavilion and then will be directed to their respective judging areas.
Limits	More than one(1) exhibit can be made in any class, as long as a different skill is used to create each.
Dismissal/Removal of Exhibit	EXHIBITS MAY NOT LEAVE THEIR BUILDING UNTIL 9:30 pm on Sunday. The Youth Building will also be open from 9:00 am to 4:00 pm Monday. All Exhibits must be removed from the building by 4:00 pm Monday.

SECTION 01: FABRIC FURNISHINGS & HOME ACCESSORIES

Items entered in this section should include a written statement with the following information:

- A) Where and for what the item will be used including the color scheme of the room.
- B) List of the skills used in the construction of your exhibit.

Be prepared to verbally share your years of experience sewing, where you got your idea from, and the skills you gained in the construction of your exhibit.

CLASSES:

- 01 -ROOM ACCESSORIES/EMBELLISHED FURNISHING** - such as fabric decor, lampshade, and picture frame (may be non-sewn items). Includes items such as placemats and lampshades that have been changed by adding fabric, painted design, or other embellishments.
- 02 -FABRIC ACCESSORY** - such as a pillow, throw blanket, wall hanging, placemat, and table runners.
- 03 -MAJOR FURNISHING ITEMS MADE OF FABRIC** - such as a quilt, bedspread, coverlet, curtains, etc. Include fiber content and care information.
- 04 -HAND-TIED ITEMS** - items such as pillows, blankets, woven potholders, etc.

SECTION 02: WEARABLE ART

Be prepared to verbally share your years of experience sewing, where you got your idea from, and the skills you gained in the construction of your exhibit.

CLASSES:

- 01 -CROCHET/KNITTED FIBER CLOTHING** - Clothing made using a form of crocheting or knitting such as a sweater, vest, scarf, etc.
- 02 -CLOTHING** - any beginner, intermediate, or advanced-level sewn garment. Note the general guidelines for each entry. Pieces of a coordinated outfit should be entered as one entry.
- 03 -CLOTHING ACCESSORIES, SEWN** - an item created by the exhibitor, which has a decorative and/or functional purpose such as a hat, belt, etc.
- 04 -HISTORICALLY ACCURATE CLOTHING, SEWN** - Clothing made using materials and construction techniques appropriate for period clothing. The exhibit does not have to use exact fabric or technique, but there should be evidence of effort.
- 05 -COSTUMES** - made using material and construction techniques appropriate for the costume design and use. For example, if the costume is to be worn only once in a school play, the "look" of it from a distance will be more important than neat sewing.
- 06 -RECYCLED GARMENTS OR NON-CLOTHING, SEWN** - A modified/recycled garment you purchased in the past and salvaged by significantly altering the original design or remodeled or renovated items that are not clothing, like jeans turned into grocery/all-purpose bags, t-shirts turned into a purse, towels turned into a dog toy, etc. The "Before" picture must be included.

07 -NON-CLOTHING ITEM, SEWN - examples include purses, totes, backpacks, outdoor equipment, horse articles such as Saddle pads, cooling sheets, and recreational items such as kites or toys.

08 -MODELING OF GARMENT - Pose with your entry for 30 minutes during Fair Week in the Youth Building.
The specific time will be scheduled with the Superintendent on the Saturday before the Fair.

SECTION 03: OTHER TEXTILE ARTS

CLASSES:

01 -NEEDLEWORK ARTS - Examples include but are not limited to needlepoint, counted cross-stitch, embroidery, knitting, crocheting, latch hooking, rug hooking, tatting, weaving, or felting. If needlework is used to create a major home furnishing or accessory, you may enter it in either class. **Any article may be knitted or crocheted from a handspun skein. If so please note this in your entry (limit of 1 entry per technique). If you have a handspun skein that you would like to enter, please see the YOUTH WOOL & FIBER DEPARTMENT.**

02 -PRIDE OF WASHINGTON COUNTY - Any item made from a Washington County Farm Fiber. It may be Processed or Hand Spun yarn. Please go to the YOUTH WOOL & FIBER DEPARTMENT AND ENTER THERE.

03 -HAND SEWN ARTICLES - Any hand-sewn article, such as sewing box accessories.

DEPT 41: YOUTH CHILD DEVELOPMENT/CARE

Check all of your entries for accuracy as you are responsible for your completed entry form. All exhibitors are expected to read and understand all Show Rules. Submission of an entry form for the show implies the exhibitor has read and will comply with all Show Rules as contained herein.

Superintendent	Amy Elsworth 58-812-6944 email: amy1976shaw@gmail.com
Entry Fee	No entry fee
Day & Time of Arrival and Judging	Exhibits are to be brought in Saturday before the Fair between 9:00 am and 3:00 pm where Face-to-Face Judging will take place in the Youth Building. Exhibitors are to check in their exhibits at the Picnic Pavilion and then will be directed to their respective judging areas.
Dismissal/Removal of Exhibit	EXHIBITS MAY NOT LEAVE THEIR BUILDING UNTIL 9:30 pm on Sunday. The Youth Building will also be open from 9:00 am to 4:00 pm Monday. All Exhibits must be removed from the building by 4:00 pm Monday.

SECTION 01: CHILD CARE

CLASSES:

01 -Babysitter's Kit - include an explanation of pieces/articles included in the kit and their purpose.

02 -Creative Play - a homemade toy, game, or activity to be used with children. Include a written statement that includes the age of the child this is intended for and what the child will learn from this item.

03 -First Aid Kit - include an explanation of pieces/articles included in the kit and their purpose.

04 -Poster - about safe child care practices or child development stages.

DEPT 42: JUNIOR GRANGE

Check all of your entries for accuracy as you are responsible for your completed entry form. All exhibitors are expected to read and understand all Show Rules. Submission of an entry form for the show implies the exhibitor has read and will comply with all Show Rules as contained herein.

Superintendent	Gail Chamberlain 518-499-1028
Entry Fee	No entry fee.
Eligibility	EXHIBITOR MUST BELONG TO AN ACTIVE GRANGE TO BE ELIGIBLE TO ENTER THESE SECTIONS AND CLASSES.
Set Up Days & Times	Saturday before the Fair from 9:00 am - 2:00 pm. Sunday before the Fair from 9:00 am - 3:00 pm.
Judging	Judging will take place MONDAY, the opening day of the Fair @ 9:00 am in the Community Living & Grange Building. *All projects will be judged in the AGE GROUPS listed within each section. *Age is considered as of January 1, 2024
Special Instructions	<ol style="list-style-type: none"> 1. All entries must be labeled with the Name, Age (and birthdate), Address, Jr. Grange Number, County, and Phone number of the exhibitor. 2. Each Junior Grange is allowed to send a total of 15 Craft Projects to State Granges for State-Level Judging. 3. You may send ONE for each age group for all five entries. 4. Junior dues MUST be up to date or current. 5. Exhibitors must identify their AGE GROUP on their entry form.
Dismissal/Removal of Exhibit	EXHIBITS MAY NOT LEAVE THEIR BUILDING UNTIL 9:30 pm on Sunday. The Community Living & Grange Building will also be open from 9:00 am to 12:00 pm on Monday. All Exhibits must be removed from the building by 12:00 noon Monday.

SECTION 01: FINE ART CONTEST

Boys and Girls, must identify age group when entering

2025 - DRAWING

Everyone - from Leonardo to the cave dwellers in France - has loved drawing to express their interests, ideas, and even history. Submit a drawing of any kind. It can be pen, marker, crayon, pencil, etc. Drawings must be on paper and Submitted with some form of backing for safety of the piece.

- All entries must be completed by the member during the current contest year.
- Entries can be any medium: oil, acrylic, watercolor, pen, pencil, etc.
- Entries should be mounted on a rigid backing, No bulky frames or glass.
- Maximum size for drawing is 11 x 14 inches.

CLASSES:

01 -Age Group of 5 - 9 year olds

02 -Age Group of 10 - 14 year olds

Judging Criteria:

- Technique: 20 pts - Use of implements, media, materials, etc.
- Composition: 30 pts - Framing, balance, interest, depth, etc.
- Subject/Theme: 20 pts - Meets theme criteria well.
- Originality: 20 pts - Creativity, Concept, intent, etc.
- Mood: 10 pts - Wow factor, emotion, etc.

SECTION 02: PHOTOGRAPHY CONTEST – GRANGE HALLS

Boys and Girls, must identify age group when entering

2025 - GRANGE HALLS

There are many unique Grange Halls across the state. An idea, invite a photographer to a meeting and give a lesson About taking good pictures, then go outside and take a picture of your Hall, or use someone else's.

- All entries must be completed by the member during the current contest year.
- Photos should be mounted on a rigid backing. No frames or glass.
- No minimum size. Maximum size of 11 x 14 inches.

CLASSES:

01 -Age Group of 5 - 9 year olds

02 -Age Group of 10 - 14 year olds

Judging Criteria:

- Technique: 20 pts - Focus, lighting, framing, etc.
- Composition: 30 pts - Framing, balance, interest, depth, etc.
- Subject/Theme: 20 pts - Meets theme criteria well.
- Originality: 20 pts - Creativity, Concept, intent, etc.
- Mood: 10 pts - Wow factor, emotion, etc.

SECTION 03: NON-CHOCOLATE BROWNIES - (Identify age group when entering)

CLASSES:

01 -Age Group 5 - 8-year-olds

02 -Age Group 9 - 11-year-olds

03 -Age Group 12 - 14-year-olds

Using a recipe of your choice, make you favorite Non-Chocolate Brownies. You may make any kind of Non-Chocolate Brownies (oatmeal, peanut butter, blonde, etc.). Each contestant must enter six (6) brownies on a disposable Plate for judging. The recipe must be included with the entry.

JUDGING: Flavor - 40% Texture – 30% Appearance –30%

SECTION 04: PICTURE FRAME - (Identify age group when entering)

CLASSES:

01 -Age Group 5 - 8-year-olds

02 -Age Group 9 - 11-year-olds

03 -Age Group 12- 14-year-olds

Using any materials of your choice, create a PICTURE FRAME to display a photo. Feel free to include your favorite picture from last year. Not to exceed 10" x 12".

JUDGING: Creativity – 40% Workmanship – 30% Appearance – 30%

SECTION 05: HOLIDAY DECORATION - (Identify age group when entering)

CLASSES:

01 -Age Group 5 - 8-year-olds

02 -Age Group 9 - 11-year-olds

03 -Age Group 12- 14-year-olds

Using any materials of your choice, create a three-dimensional decoration for the holiday of your choice. NOT to exceed 12" x 12" x 12".

JUDGING: Creativity 40% Workmanship – 30% Appearance – 30%

SECTION 06: RECYCLED CRAFT - (Identify age group when entering)

CLASSES:

01 -Age Group 5 - 8-year-olds

02 -Age Group 9 - 11-year-olds

03 -Age Group 12- 14-year-olds

Take an item that people would normally throw away and transform it into an object that can be used over and over again. Not to exceed 12" x 12" X12".

JUDGING: Creativity – 40% Workmanship – 30% Appearance 30%

SECTION 07: DRAW STRING BAG - (Identify age group when entering)

CLASSES:

- 01 -Age Group 5 - 8 -year -olds**
- 02 -Age Group 9 - 11-year-olds**
- 03 -Age Group 12 - 14-year-olds**

Create a draw string bag to carry around books, sports equipment, your electronic devices, etc. NO kits allowed.
Not to exceed 18" x 18".

JUDGING: Creativity – 30% Workmanship – 40% Appearance 30%

SECTION 08: OJAY (Older Junior and Youth) CRAFT PROJECT – Boys and Girls 10-14

CLASS:

- 01 -Age Group of 10 - 14 year olds**

Craft Project

Older Junior Grange members (10-14) as well as youth members up to the age of 18 may enter an item such as a scrapbook, banner, poster, report, craft, digital photography, needle-point, wood, sewing, etc.

The item must have been completed in the past year, and may be folded/compacted and able to fit in a 12"x12"x12" space for ease of transport and display.

JUDGING: Creativity – 30% Workmanship – 40% Appearance – 30%

SECTION 09: BIG E CRAFT - EGG CARTON CRAFT

Use all or part of the egg carton as long as it is 6" x 6" x 6".

JUDGING: Creativity – 30% Workmanship – 40% Appearance – 30%

SECTION 10: NATIONAL J/G CREATIVE ART POSTER

(Identify age group when entering)

CLASSES:

- 01 -Age Group 5 - 7-year-olds**
- 02 -Age Group 8 - 10-year-olds**
- 03 -Age Group 11 - 14-year-olds**

THEME: Ocean Farm Journey Placement Contest

Rules:

-SIZE is 12" x 18", Must be laminated or sealed for protection

*Ocean farming scene, transportation/processing food, including at least one fun fact about ocean farming with clear labels or descriptions.

- Each entry must be labeled on the back with an index card stating, in clear handwriting or typed, the

- following information:
- a) Name of the exhibitor,**
 - b) Age & birthdate,**
 - c) Mailing address & State,**
 - d) Grange Name**
 - e) Grange Number.**

Judging will be based on creativity, and originality

***By entering this contest, you are giving the National Grange/National Junior Grange/Grange Foundation, full rights to use your art for promotional purposes and other projects as the organization deems necessary.**

SECTION 11: NATIONAL J/G CREATIVE WRITING –(Identify age group when entering)

CLASSES:

- 01 -Age Group 5 - 7-year-olds**
- 02 -Age Group 8 - 10-year-olds**
- 03 -Age Group 11 - 14-year-olds**

THEME: WATER - Tell how/why water is important to Agriculture in your area.

Rules:

- 1) Must be a Junior Grange member.
- 2) Length - Each entry must be a minimum of 1 page long and a maximum of 4 pages. Double-spaced, typed, or handwritten.
- 3) Each entry must be labeled on the back with an index card stating in clear handwriting or typed, the following information:
 - Name of Exhibitor
 - Age & Birthdate
 - State
 - Grange Name & Grange Number
 - Mailing Address

Judging will be based on creativity, originality, and the use of the theme.

SECTION 12: NATIONAL JG CRAFT –(Identify age group when entering)

CLASSES:

- 01 -Age Group 5 - 7-year-olds**
- 02 -Age Group 8 - 10-year-olds**
- 03 -Age Group 11 - 14-year-olds**

Shell and Seaweed Wreath Craft

Rules:

- 1) Must be a Junior Grange member.
- 2) Must be 12" - 14" in diameter.
- 3) Refer to the National JG Handbook
- 4) Each entry must be labeled on the back with an index card stating in clear handwriting or typed, the following information:
 - Name of Exhibitor
 - Age & Birthdate
 - State
 - Grange Name & Grange Number
 - Mailing Address

DEPT 43: SCOUTS (Girls & Boys)

Check all of your entries for accuracy as you are responsible for your completed entry form. All exhibitors are expected to read and understand all Show Rules. Submission of an entry form for the show implies the exhibitor has read and will comply with all Show Rules as contained herein.

Superintendent	Brian Gilchrist 518-746-2560
Entry Fee	No entry fee
Judging	Tuesday 9:00 am - 3:00 pm.
Rules & Regulations	<ol style="list-style-type: none">1. This department will be open to any registered scout belonging to a Washington County Troop.2. All Exhibitors in this department will be governed by the same general rules & regulations that apply to other departments.3. All entries must meet the entry deadlines.4. All entries/exhibits must be in place by 5:00 pm Monday, opening day of the Fair.
Dismissal/Removal of Exhibit	EXHIBITS MAY NOT LEAVE THEIR BUILDING UNTIL 9:30 pm on Sunday. All Exhibits must be removed by 4:00 pm Monday evening.

SECTION 01: SCOUTS

CLASS:

01 -Scouting & Exploring - Up to \$100.00 will be awarded for the successful completion & maintenance of an outdoor camping exhibit in which patrols from all over the county will participate. One (1) adult leader **MUST** be present at the Fair at all times. Awards will be made to the best patrols Representing their troop. The display must be set up by 5:00 pm Monday of the Fair.

2025 SCHEDULE OF FAIR EVENTS

DAY TIME & EVENT

Saturday	9:00 am - 3:00 pm	-All exhibits in the Youth Dept. are to be checked-in at the Picnic Pavilion & then Judged in the Youth Building -All Culinary & Domestic Arts exhibits are to be checked-in at the Picnic Pavilion. <u>-All Open and Youth Wool & Fiber exhibits are to be checked-in at the Picnic Pavilion.</u>
Sunday	9:00 am - 3:00 pm	-Religious Education Exhibits & Open Grange Exhibits Set Up Time
	9:00 am - 7:00 pm	-CATTLE, SHEEP, GOATS, & SWINE ARRIVAL FOR VET CHECK OFF THE TRAILERS
	4:00 pm - 6:00 pm	-YOUTH HORSES STAYING IN THE TENT FOR THE WEEK CHECK-IN THROUGH THE HORSE EVENTS GATE
Monday	9:00 AM - 11:00 AM	-REMAINING YOUTH HORSES TO CHECK IN
	9:00 AM - 4:00 PM	-REMAINING Cattle, Goats, Sheep, Swine, Poultry, and Rabbits to Get Vet Checked and Checked-In.
	9:00 am	-Grange Judging
	9:30 am	-Religious Education Judging
	9:45 am	-Farm Toy Exhibits in place for Judging & Barn closes for Judging
	10:00 am	-Youth Dairy Fitting Contest (in the Dairy Show Tent)
	12:00 pm	-Judging of Open and Youth Wool & Fiber Exhibits (Youth must be present for Face-to-Face Judging)
	2:00 PM	-All Open Produce Exhibits & Open Flowers & Greens must be checked-in
	4:00 pm	-All Open & Youth Poultry Exhibits must be in place.
	5:00 pm	-ALL EXHIBITS MUST BE IN PLACE.
	<u>5:30 pm</u>	<u>-Draft Demonstration Welcom in the Horse Arena</u>
Tuesday	9:00 am	-Youth Dairy Cattle Show (All Breeds will be shown in alphabetical order). -Youth Dairy & Meat Goat Showmanship followed by the Dairy & Meat Goat Show (Show Tent next to Barn #32)
	10:00 am	-Youth Rabbit Showmanship (in Rabbit Tent) -Youth Swine Show and Best Dressed Pig in Pen (Swine Barn)
	10:30 am	-Youth Poultry Showmanship -Open Poultry Show following the Youth Poultry Showmanship
	11:00 am	-Open Ox Versatility Challenge in the Horse Arena (11:00 - 3:00)
	4:00 - 6:00 pm	-Youth Dressage in Horse Arena
	4:00-4:30 pm	-Pro-Rodeo SLACK (Motorsports Track)
	<u>7:00 pm</u>	<u>-Pro-Rodeo (Motorsports Track)</u>
Wednesday	9:00 am	-Youth Sheep Show (Show Tent next to Barn#32) -Youth Dairy Cattle Showmanship (Novice, then classes Youngest to Oldest) -Open Swine Show (Swine Barn)
	10:00 am	-Youth Poultry Show -Youth Rabbit Show (in Rabbit Tent)
	11:00 am	-Draft Horse Exhibition (11:00 - 3:00)
	1:00 pm	-Youth Public Presentations (in the Youth Building)
	6:00 pm	-Rooster Crowing Contest at the Poultry Barn
	7:00 pm	-Little Britches & Over-the -Hill Showmanship (Dairy Show Ring)
	4:00 - 7:00 pm	-NBHA Warm up in the Horse Arena
	<u>7:00 pm</u>	<u>-NBHA Barrel Racers (in the Horse Arena)</u>
Thursday	9:00 am	-Open Dairy Cattle Show - Holsteins -Open Sheep Show in Show Tent (next to Barn #32)
	11:00 am	-Youth English Horse Show in the Horse Arena
	12:00 pm	-Youth Beef Cattle Show (Begins w/Showmanship Classes) in the Beef Show Tent
	1:00 pm	-Open Dairy Cattle Show - Guernsey -Youth Public Presentations in the Youth Building
	3:00 pm	-Open Dairy Cattle Show - Milking Shorthorn
	4:00 pm	-Open Dairy Cattle Show - Other Registered Dairy Breeds
	6:00 pm	-Youth Gymkhana in the Horse Arena
	<u>6:00 pm</u>	<u>-Rooster Crowing Contest at the Poultry Barn</u>
Friday	9:00 am	-Open Dairy Cattle Show - Jerseys -Open Dairy Goat & Meat Goat Show (Show Tent next to Barn#32)
	10:00 am	-Peep Show - Best Dressed Chicken next to the Poultry Barn (Birds Placed in Pens & judging ends at 5:00pm)
	11:00 am	-Youth Western Horse Show in the Horse Arena -Open Beef Cattle Show in the Beef Show Ring
	12:00 pm	-Open Dairy Cattle Show - Ayrshire
	1:00 pm	-Youth Public Presentations in the Youth Building
	2:00 pm	-Open Dairy Cattle Show - Brown Swiss
	6:00 pm	-Best Dressed Sheep & Goat Contest in the Show Tent next to the Sheep & Goat Barn (#32)
	<u>7:00 pm</u>	<u>-Best Dressed Calf Contest in the Dairy Cattle Show ring (Dairy & Beef)</u>
Saturday	9:00 am	-Youth Fiber Goat Showmanship followed by the Youth & Open Fiber Goat Show in Show Tent next to Sheep & Goat Barn
	9:00 am - 1:30 pm	-Draft Animal Demonstrations in the Horse Arena
	1:00 pm	-Youth Public Presentations in the Youth Building
	3:00 pm	-Open Gymkhana in the Horse Arena
	6:00 pm	-Human Crowing Contest next to the Poultry Barn
	<u>7:30 pm</u>	<u>-Best Dressed Rabbit in the Rabbit Tent</u>
Sunday	9:00 am	-Open Horse Show in the Horse Arena (English Riders must check in by 8:30am and Western Riders must check in by 11:30am, unless the exhibitor has entered Conformation Classes which begin at 9:00am)
	11:00 am	-Dairy Judging Contest in the Beef Show Ring ~ Winners announced at the Cattle Exhibitors' Meeting @1:00 pm.
	11:00 am	-Goat Games and Milking Demonstrations of Goats in the Show Tent next to the Sheep & Goat Building (#32)
	1:00 pm	- "CHOPSTICKS KNITTING COMPETITION" in the County Bounty Building at the Wool & Fiber Dept.
	9:30 pm	<u>LIVESTOCK EXHIBITS AND STATIC EXHIBITS MAY NOT BE REMOVED FROM THEIR BARN/BUILDING UNTIL 9:30 PM!</u>
MONDAY	4:00 PM	<u>ALL EXHIBITS MUST BE REMOVED FROM THE FAIRGROUNDS BY 4:00 PM!</u>