



Exhibitor's Handbook

August 24 - 30, 2026

Easton/Greenwich, New York

Phone: 518-692-2464

Email: entrysecretary@washingtoncountyfair.com

Web Site: www.washingtoncountyfair.com

Entry Deadlines:

Postmarked by Wednesday, July 22nd.

Delivered to the Entry Office by 6:00 pm on Friday, July 24th.

Submitted On-Line by midnight on Monday, JULY 27th.

WASHINGTON COUNTY FAIR CODE OF SHOW RING ETHICS

As adapted from the National Code of Show Ring Ethics of the International Association of Fairs and Expositions (IAFE)

Exhibitors of animals at livestock shows shall at all times conduct themselves with honesty and good sportsmanship. Their conduct in this competitive environment shall always reflect the highest standards of honor and dignity to promote the advancement of agricultural education. This code applies to junior as well as open class exhibitors who compete in structured classes of competition. This code applies to all livestock offered in any event at a livestock show. In addition to the "IAFE National Code of Show Ring Ethics," fairs and livestock shows may have rules and regulations which they impose on the local, county, state, provincial and national levels.

All youth leaders working with junior exhibitors are under an affirmative responsibility to do more than avoid improper conduct or questionable acts. Their moral values must be so certain and positive that those younger and more pliable will be influenced by their fine example. Owners, exhibitors, fitters, trainers, and absolutely responsible persons who violate the code of ethics will forfeit premiums, awards, and auction proceeds and shall be prohibited from the future exhibition in accordance with the rules adopted by the respective fairs and livestock shows. Exhibitors who violate this code of ethics demean the integrity of all livestock exhibitors and should be prohibited from competition at all livestock shows in the United States and Canada.

The following is a list of guidelines for all exhibitors and all livestock in competitive events:

1. All exhibitors must present, upon request of fair and livestock show officials, proof of ownership, length of ownership, and age of all animals entered. Misrepresentation of ownership, age, or any facts relating thereto is prohibited.
2. Owners, exhibitors, fitters, trainers, or absolutely responsible persons shall provide animal health certificates from licensed veterinarians upon request by fair or livestock show officials.
3. Junior exhibitors are expected to care for and groom their animals while at fairs or livestock shows.
4. Animals shall be presented to show events where they will enter the food chain free of drugs. The act of entering an animal in a livestock show is the giving of consent by the owner, exhibitor, fitter, trainer, and/or absolutely responsible person for show management to obtain any specimens of urine, saliva, blood, or other substances from the animal to be used in testing. Animals not entered in an event, which culminates with the animal entering the food chain, shall not be administered drugs other than in accordance with applicable federal, state, and provincial statutes, regulations, and rules. Livestock shall not be exhibited if the drugs administered in accordance with federal, state, and provincial statutes, regulations, and rules affect the animal's performance or appearance at the event. If the laboratory report on the chemical analysis of saliva, urine, blood, or other sample is taken from livestock indicates the presence of forbidden drugs or medication, this shall be prima facie evidence such substance has been administered to the animal either internally or externally. It is presumed that the sample of urine, saliva, blood, or other substance tested (by the approved laboratory to which it is sent) is the one taken from the animal in question. Its integrity is preserved and all procedures of said collection and preservation transfer to the laboratory and analysis of the sample are correct and accurate and the report received from the laboratory pertains to the sample taken from the animal in question and correctly reflects the condition of the animal at the time the sample was taken, with the burden on the owner, exhibitor, fitter, trainer, or absolutely responsible person to prove otherwise at any hearing in regard to the matter conducted by the fair or livestock show. At any time after an animal arrives on the fair or livestock show premises, all treatments involving the use of drugs and/or medications shall be administered by a licensed veterinarian.
5. Any surgical procedure or injection of any foreign substance or drug or the external application of any substance (irritant, counterirritant, or similar substance) which could affect the animal's performance or alter its natural contour, conformation, or appearance, except external applications of substances to the hoofs or horns of animals which affect appearance only and except for surgical procedures performed by a duly licensed veterinarian for the sole purpose of protecting the health of the animal, is prohibited.
6. **The use of showing and/or handling practices or devices such as striking animals to cause swelling, using electrical contrivance, or other similar practices are not acceptable and are prohibited.**
7. **Direct criticism or interference with the judge, fair, or livestock show management, other exhibitors, breed representatives, or show officials before, during, or after the competitive event is prohibited. In the furtherance of their official duty, all judges, fair and livestock show management, or other show officials shall be treated with courtesy, cooperation, and respect and no person shall direct abusive or threatening conduct toward them.**
8. No owner, exhibitor, fitter, trainer, or absolutely responsible person shall conspire with another person or persons to intentionally violate this code of ethics or knowingly contribute or cooperate with another person or persons either by affirmative action or inaction to violate this code of ethics. Violation of this rule shall subject such individuals to disciplinary action.
9. The application of this code of ethics provides for absolute responsibility for an animal's condition by an owner, exhibitor, fitter, trainer, or participant whether or not he or she was actually instrumental in or had actual knowledge of the treatment of the animal in contravention of this code of ethics.
10. The act of entering an animal is the giving of consent by the owner, exhibitor, fitter, trainer, or absolutely responsible person to have any disciplinary action taken by the fair or livestock show against such individuals published in any publication of the International Association of Fairs and Expositions, including Fairs and Expositions and any special notices to members.
11. The act of entering an animal in a fair or livestock show is the giving of verification by the owner, exhibitor, fitter, trainer, or absolutely responsible person that he or she has read the IAFE National Code of Show Ring Ethics and understands the consequences of and penalties provided for actions prohibited by the code. It is further a consent that any action which contravenes these rules and is also in violation of federal, state, or provincial statutes, regulations, or rules may be released to appropriate law enforcement authorities with jurisdiction over such infractions.

Forfeiture of premiums and future exhibitions may result from violating these rules.

Table of Contents

Code of Ethics	2
Table of Contents	3
FAIR STAFF	5
Fair Staff, Board of Directors & Officers.....	5
Washington County Fair Scholarship.....	5
FAIR Facts & Details	
Admission.....	6
Fair Hours.....	6
Eligibility.....	6
Ownership of Livestock.....	6
Youth Lease (non-ownership) Papers.....	6
ENTRY Information	7
ARRIVAL INFORMATION for STATIC EXHIBITS (Non-Animal Exhibits)	
Arrival Traffic Map.....	8
Arrival Days & Times & Details.....	9
ARRIVAL INFORMATION for ALL ANIMAL EXHIBITS	
Arrival Traffic Map off of Route 29.....	10
Table of Arrival Days & Times for VET Check & CHECK-IN Locations.....	11
Vet Check Procedure.....	12
Check-In Procedure.....	12
CAMPER INFORMATION & RULES	13
GENERAL INFORMATION, GUIDELINES, RULES & REGULATIONS	15
Check-In, Entry Tags, & Exhibitor Envelopes, Exhibitor PassPolicy.....	15
Parking/Vehicles on the Fairgrounds.....	16
ATV & Golf Carts, Electric Mobility Devices, E-Z Up Tents, Pets, Music & Recreational Activities, Health Requirements & Health Check Procedures.....	17
Protests & Complaints, Sales & Solicitation, Liability, Care of Livestock.....	18
Display of Exhibits & Animals, Space & Forage for Animals, Judging & Judges.....	19
Payment of Awards.....	20
STATE OF NEW YORK DEPT. OF AGRICULTURE & MARKETS	20
Part 350 ~ Standards for the Conduct of Fairs.....	20
Part 351 ~ 2025 HEALTH REQUIREMENTS for Admission of FAIR ANIMALS to NY State & County Fairs.....	21
EXHIBITOR PRE- FAIR GUIDELINES.....	32
ANIMAL BITE PROTOCOL	33
SHOWMANSHIP & HERDSMANSHIP INFORMATION	34
WCF Youth Market Livestock Auction	35
DEPT 01: Open Horses ~ Rules & Regulations	37
Open Gymkhana.....	37
Open Horse Show.....	39
DEPT 02: Youth Saddle Horses	41
SECTION 01: Youth Dressage.....	44
SECTION 02: Youth English Horse Show.....	45
SECTION 03: Youth Gymkhana.....	46
SECTION 04: Youth Western Horse Show.....	47
SECTION 05: Youth Stable Management.....	48
DEPT 03: WCF Open Ox Versatility Challenge	49

DEPT 04 & DEPT 05: Open & Youth Registered Dairy Cattle	50
Youth Dairy Cattle Fitting Contest.....	58
Little Britches & Over-the-Hill Showmanship.....	60
DEPT. 06 & DEPT. 07: Open & Youth Beef Cattle	61
Jack Pot Steer & Heifer Show.....	69
DEPT. 08 & DEPT 09: Open & Youth Sheep	70
DEPT 10 & DEPT 11: Open & Youth Goats	76
Dairy Goats.....	79
Meat Goats.....	80
Fiber Goats.....	81
DEPT 12: Open Utility Goat Challenge	83
DEPT 13 & DEPT 14: Open & Youth Swine	85
DEPT 15 & DEPT 16: Open & Youth Poultry	88
DEPT 17: YOUTH Rabbits	95
OPEN DOMESTIC ARTS IN THE HANDMADE & HOMEGROWN BUILDING	99
DEPT 18: Open Food Preservation Sections & Classes	100
DEPT 19: Open Pastries, Baked, & Specialty Foods Sections & Classes	102
DEPT 20: Open Crafts Sections & Classes	106
DEPT 21: Open Fine Arts Sections & Classes	107
DEPT 22: Open Photography Sections & Classes	109
DEPT 23: Open Textiles & Fabrics Sections & Classes	111
DEPT 24: Open Wood Art & Furnishings Sections & Classes	114
DEPT 25 & DEPT 26: Open & Youth Wool & Fiber Sections & Classes	116
DEPT 27: Open Flowers & Greens Sections & Classes	120
DEPT 28: Open Produce Sections & Classes	125
DEPT 29: Open Farm Toy Sections & Classes (Adult & Youth)	130
DEPT 30: Open Grange Sections & Classes	132
DEPT 31: Church & Religious Education Sections & Classes	133
YOUTH DEPARTMENTS: GUIDELINES for YOUTH EXHIBITORS & POINT SYSTEM	134
DEPT 32: Youth Crops Sections & Classes	137
DEPT 33: Youth Agricultural Engineering Sections & Classes ~ (includes Ag. Related Diorama Classes)	139
DEPT 34: Youth Forestry & Conservation Sections & Classes	141
DEPT 35: Youth Ornamental Horticulture Sections & Classes	142
DEPT 36: Youth General Exhibits Sections & Classes	144
DEPT 37: Youth Photography	145
DEPT 38: Youth Arts & Crafts Sections & Classes	146
DEPT 39: Youth Foods Sections & Classes ~ (includes the Baking Battle ~ Apple Theme this year)	147
DEPT 40: Youth Textiles & Needlework Arts Sections & Classes	150
DEPT 41: Youth Child Development/Care Sections & Classes	151
DEPT 42: Junior Grange Sections & Classes	152
DEPT 43: Scouts (Girls & Boys)	155
2026 SCHEDULE OF FAIR EVENTS/ COMPETITIONS	155

WASHINGTON COUNTY FAIR SCHOLARSHIPS

The Washington County Fair annually awards five (5) \$500 scholarships for college students. Anyone who has participated in the Washington County Fair and will be attending an institution of higher education in the Fall may apply for a scholarship.

Applications are available online only at www.washingtoncountyfair.com

NO hand written applications will be accepted.

The Application deadline is August 1st.

Check our website for events, schedules, & forms : www.washingtoncountyfair.com

FAIR STAFF

General Manager - Sara Petersen	GM@washingtoncountyfair.com
Front Desk - Ashley Wescott	Office@washingtoncountyfair.com
Entry Office - Jill Greening, Dylan Skiff, & Lorraine Forcier	entrysecretary@washingtoncountyfair.com

FAIR OFFICERS

President: Brian Gilchrist	president@washingtoncountyfair.com
Vice President: Greg Rowland	vicepresident@washingtoncountyfair.com
Secretary: Janet Brown	secretary@washingtoncountyfair.com
Treasurer: Margaret Brownell	treasurer@washingtoncountyfair.com

BOARD OF DIRECTORS

Robin Anuszewski	Tim Havens Sr.	Phil Rea
Lori Benson	Bill Herrick	George Reid
Lilly Berghorn	Lynn Horton	Julia Reynolds
R. Harry Booth	Greg LaPan	Greg Rowland
Janet Brown	Ruth McCuin	Jay Skellie
Margaret Brownell	Joel McLenithan	Sherri Slater
Dave Conkey	Robert McWhorter	Diane Smith
Tina Dearstyne	Julie Murphy	Renee St. Jacques
Jennifer DeMoy	Frank Nestle	Washington County Sheriff's Office
Brian Gilchrist	Mike O'Konski	
Jason Hamilton	Erin Perkins	

FAIR FACTS & DETAILS

ADMISSION:

<p>Children 13 years old & under are FREE</p> <p>Adult Daily Admission.....\$15.00 Week Pass.....\$45.00</p> <p>Early Bird Special: Purchase before midnight of August 1st: Daily Pass\$14.00 Week Pass.....\$42.00</p>	<p>Specialty Days:</p> <p>Sr. Citizens Day: Wednesday Only\$7.00 Veteran's Day (w/ID Membership) Tuesday... \$7.00 Sensory Day...Wednesday all day - no lights on rides from 11am-1pm Students (High School & Under) Thursday.....FREE</p> <p>*Active Duty Military are free all week with identification.</p>
---	--

FAIR HOURS:

<p>The Fair officially opens @5:00pm, Monday, August 24, 2026. The gates will be manned all day Monday & admission will be charged to those not directly involved in the set up of exhibits & concessions.</p> <p>Monday 5:00 pm - 12:00 midnight Tuesday - Saturday 9:00 am - 12:00 midnight Sunday 9:00 am - 9:00 pm</p>

ELIGIBILITY to be an Exhibitor at the Washington County Fair

<p>1) Exhibitors MUST be a resident of Washington County, NY to enter the Washington County Fair, except for the Open Horse Show, Open Gymkhana, Open Ox Versatility Challenge, Truck & Tractor Pulls, and the Demolition Derby. YOUTH Exhibitors must be a resident of Washington County, NY, attend a school in Washington County, NY or be a member of a 4-H Club, FFA or Scouts in Washington County, NY. OPEN Class exhibitors must be residents of Washington County, NY. In the case of joint or multiple ownership - one owner has to be a resident of Washington County, NY and the owner's address listed on the registration paper has to be a Washington County, NY address. Owners must reside in Washington County, NY by July 15th of the current year. Exception for livestock: If the primary farm is located & operated in Washington County, NY, but the owner is a non-resident, they will be allowed to exhibit their animals at the fair.</p> <p>2) All Open Class entries are to be made in the Name of the actual grower, producer, or owner. 3) The minimum age for Exhibitors is 5yrs old by December 1st of the current year. 4) Youth exhibitors must be 5 yrs.old as of Dec. 1st of current yr. & under 19 yrs of age as of January 1st of the current year.</p>
--

OWNERSHIP of LIVESTOCK Exhibits:

<p>Ownership of all YOUTH livestock is to be by JUNE 15th. For all youth, the animals must be registered in the Youth's Name (not the farm name) for Youth Shows (except in the case of Leased Animals). NO dual ownership or syndicates are allowed for YOUTH exhibitors. There is an Exception with Dairy Cattle (see Pg. pg. 50-Ownership).</p> <p>Ownership of all OPEN CLASS livestock is to be by JULY 15th. Open class exhibitors must be residents of Washington County, NY. In the case of joint or multiple ownership - one owner has to be a resident of Washington County, NY and the owner's address listed on the registration paper has to be a Washington County, NY address. Owners must reside in Washington County, NY by July 15th of the current year. The Transfer Date will be used to determine ownership, not the issue date on the Registration Paper.</p>
--

YOUTH LEASE (Non-OWNERSHIP) PAPERS:

<p>Non-Ownership (Lease) paperwork may be picked up at the 4-H Office (CCE Office) in Argyle and is DUE back at the 4-H Office (CCE Office) by 4:30 pm MAY 31st at their NEW LOCATION: 101 Main Street, Argyle, NY. Call 518-746-2560 with any questions. Youth may lease & show up to 2 animals.</p>
--

ENTRY INFORMATION

For help entering FairEntry (our online entry program), click on the link below for a short video:

[FAIRENTRY SHORT VIDEO FOR ENTRY HELP](#)

You MUST “CREATE an ACCOUNT” for the first time entering for this year’s Fair.

<p>Entry Office Staff: Jill Greening Dylan Skiff Lorraine Forcier</p>	<p>Phone: 518-692-2464 Email: entrysecretary@washingtoncountyfair.com Entry Office Hours June 15th —August 21: Mon-Fri: 8 am - 4pm Friday, July 24: 8 am - 6 pm (extended hours for hand delivered entries) Saturday before the Fair: 9 am - 6 pm, Sunday before the Fair: 9 am - 7 pm Monday, Opening Day of Fair: 9 am - 7 pm, Fair Week Tuesday - Sunday of Fair: 8 am - 7 pm. If you have questions please contact the Department Superintendent or call the Entry Office or 4-H Office at Washington County Cooperative Ext. at 518-746-2560 or 1-800-548-0881.</p>
<p>Entry Fees</p>	<p>Fees for Open Classes vary. Use the Exhibitors Handbook to identify entry fees. No Fee for YOUTH CLASSES Entry Fees must accompany entry forms. Make check/money order payable to: Washington County Fair, Inc. If a check is returned, the exhibitor will be charged the bank fee. There will be no refund of entry fees.</p>
<p>Entry DeadLines</p>	<p style="text-align: center;">The last Day for Entries to be Postmarked is Wed. July 22nd. The Last day for Entries to be Hand Delivered by 6:00 pm Friday July 24th. The Last day for entries to be SUBMITTED On-Line is by midnight Monday JULY 27th.</p> <p style="text-align: center;">Make sure you get 2 confirmations: (1) confirming you are registered as an exhibitor and (2) that your entries have been submitted (approved/rejected).</p> <p>Payment is required at time of submission (if required)otherwise your entries will not go through as completed. If you are only entering Youth Entries, there is no entry fee; however, you must continue through the process online and hit the SUBMIT button before the midnight deadline of JULY 27th. Please check your email to find out if your entries have been approved or rejected.</p>
<p>Paperwork Required with Entry Form</p>	<p>Please read and follow directions of the department you are entering and COMPLETE the entire Entry form. LIVESTOCK EXHIBITORS: <u>STALL/PEN REQUEST, & PAYMENT ARE DUE WITH ENTRIES.</u> <u>Camper Application & Payment are due with entries (if applicable).</u> (Exhibitors of Cattle, Youth Exhibitors of Horses, Goats, Sheep, & Swine are eligible for camping) STATIC (non - animal) EXHIBITORS: PAYMENT IS DUE WITH ENTRIES.</p>
<p>Entry Forms</p>	<p>Mail or Deliver to: Washington County Fair, Inc. Must be POSTMARKED by JULY 22, 2026. % ENTRY OFFICE 392 Old Schuylerville Rd. Greenwich, NY 12834</p> <p>Entries should be written legibly and completely, including stall request(s) with animal entries. Check class limits, entry fees & class names by reading the Rules & Regulations of each department you enter. Entries are processed on a first come first serve basis. Livestock entries are limited to the capacity of our facilities. Entries are recorded in the order in which they are received. The Fair reserves the right to reject entries after capacity has been reached. In the event that open barns are filled, the last entries will be the first to be housed in Youth Barns as space allows.</p> <p><u>Go to our website for Online Entries: www.washingtoncountyfair.com . Click on “ENTER HERE”.</u></p>

Arrival of Static (Non-Animal) Exhibits

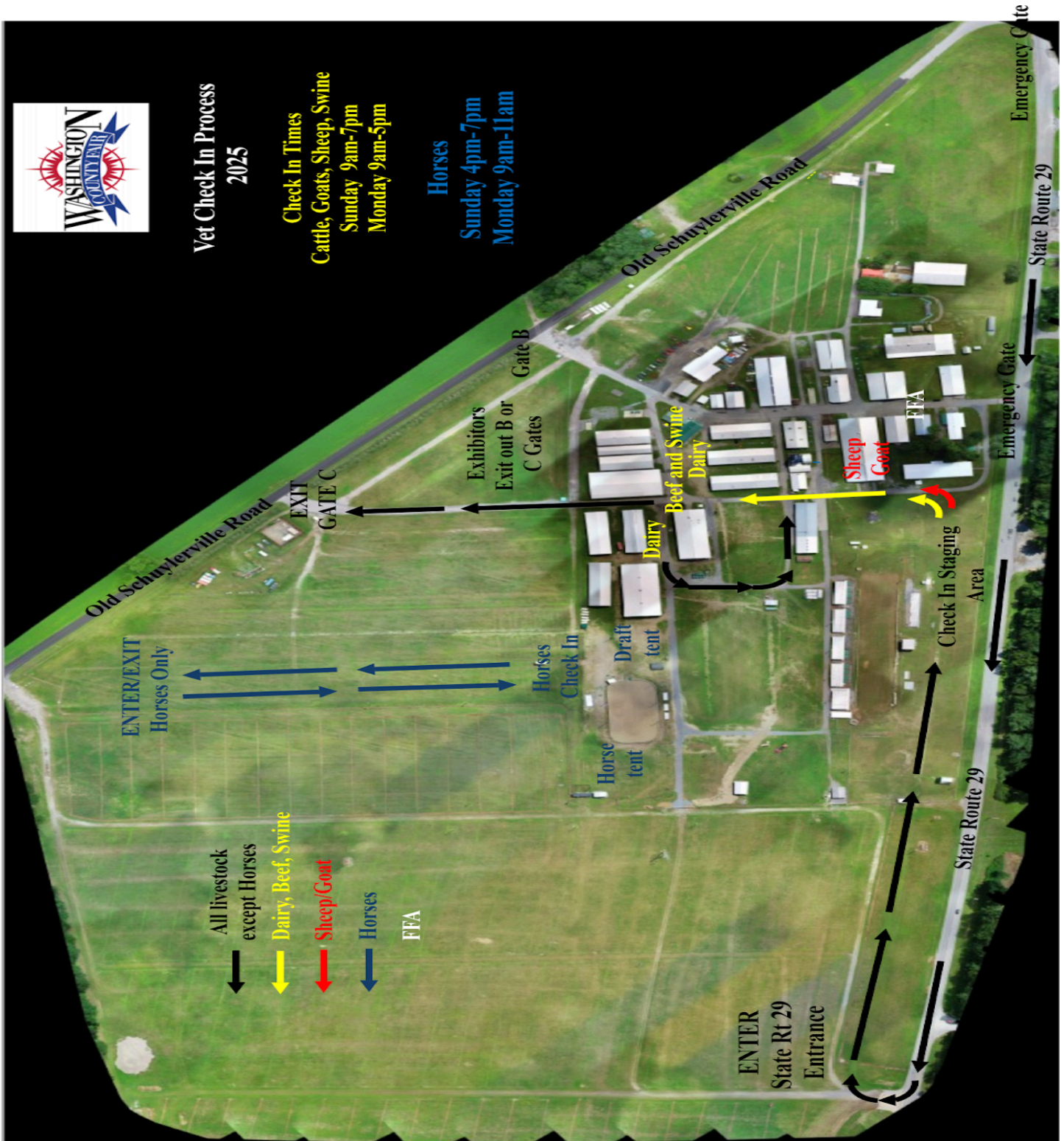
ALL exhibitors must CHECK-IN their entries at the PICNIC PAVILION on Saturday and/or Monday.
If you do not CHECK-IN your entries, they will NOT be in the JUDGE'S Book.

Department	Day of Arrival & Times	DETAILS Exhibitors will receive Exhibitor Folder containing:
All Youth Building Exhibits (Non-Animal)	SATURDAY 9 am – 3 pm @ Picnic Pavilion	<ul style="list-style-type: none"> ● Green Judge's Sheet (Entry List)~ this is the Judge Sheet that must be turned in once all entries have been judged in the Youth Building. ● Entry Tags *Judging is Face-to-Face
Domestic Arts Culinary Art Fine Arts Arts & Crafts Photography Wood Arts & Furnishings	SATURDAY 9 am – 3 pm @ Picnic Pavilion	<ul style="list-style-type: none"> ● Exhibitor's Entry List ● Entry Tags ● Day Passes-based on # items brought <p style="text-align: center;">*Judging takes place @ 3:30 pm The building will be closed while judging takes place.</p>
Open Farm Toys	SATURDAY 9 am – 3 pm @ Picnic Pavilion Additional days for set up are Sunday 11am-3pm & Monday 9am-9:45am	<ul style="list-style-type: none"> ● their Exhibitor's Entry List ● Entry Tags ● Day Passes(2) Judging takes place Monday at 10 am - 5 pm <p style="text-align: center;">The building will be closed while judging takes place.</p>
Open and Youth Wool & Fiber	SATURDAY 9 am – 3 pm @ Picnic Pavilion YOUTH WOOL & FIBER EXHIBITS WILL BE DISPLAYED IN THE YOUTH BUILDING FOR 2026 FAIR!!	<ul style="list-style-type: none"> ● Exhibitor's Entry List ● Entry Tags~to be secured to entry ● Day Passes for Open Exhibitors <p style="text-align: center;">YOUTH Face-to-Face judging takes place Sat. 9am- 3pm OPEN Judging takes place Sunday 9am-4pm. The building will be closed while judging takes place.</p>
Open & Junior Grange	SATURDAY 9 am – 2 pm @ Picnic Pavilion Additional days for set up are Sunday 12pm-3pm	<ul style="list-style-type: none"> ● Exhibitor's Entry List ● Entry Tags~to be secured to entry ● Day Passes *Judging takes place Monday @ 9 am
Church & Religious Ed.	SATURDAY 9 am – 3 pm @ Picnic Pavilion	<ul style="list-style-type: none"> ● Exhibitor's Entry List ● Entry Tags~to be secured to entry ● Day Passes *Judging takes place Monday @ 9 am
Open Flowers & Greens	Monday 9 am – 2 pm @ Picnic Pavilion	<ul style="list-style-type: none"> ● Exhibitor's Entry List ● Entry Tags~to be secured to entry ● Day Passes~based on # items brought Judging takes place Monday @ 2:30 - 5 pm <p style="text-align: center;">The building will be closed while judging takes place..</p>
Open Produce	Monday 9 am – 2 pm @ Picnic Pavilion	<ul style="list-style-type: none"> ● Exhibitor's Entry List ● Entry Tags~to be secured to entry ● Day Passes~based on # items brought Judging takes place Monday @ 2:30 - 5 pm <p style="text-align: center;">The building will be closed while judging takes place.</p>
DISMISSAL	SUNDAY @ 9:30 pm	All displays, exhibits, & animals MUST REMAIN in place in their appropriate exhibit, building until the 9:30 pm Sunday of Fair. Forfeiture of premiums & future exhibiting may result in violating this rule.

ARRIVAL TRAFFIC MAP for ALL ANIMALS

ALL trucks & trailers must follow the Vet Check Arrival Traffic Pattern off of Route 29 & follow signage onto the fairgrounds.

VET CHECK will take place off the trailers for ALL ANIMALS.



NO animals are to be unloaded before they have gone through the VET CHECK PROCEDURE.

ARRIVAL Days & Times for ALL ANIMAL EXHIBITS

ALL VET CHECK will take place off the trailers for ALL ANIMALS.

NY State Health Requirements can be found on pgs 21-35.

Poultry & Rabbits will be checked from their vehicles this year.

Department	Day of Arrival & Times for VET CHECK	Day, Times, & Location for CHECK-IN
Beef Cattle	Sunday 9 am – 7 pm Monday 9 am – 4 pm	Barn 9 – near Inner Gate C -JoAnne Booth & Assistants
Dairy Cattle	Sunday 9 am – 7 pm Monday 9 am – 4 pm	Dairy Show Tent: Sun & Mon: 3pm-6pm -Betsy Foote & Assistants
Goats	Sunday 9 am – 7 pm Monday 9 am – 4 pm	Sheep/Goat Show Tent -Rae Schraver & Assistants
Sheep	Sunday 9 am – 7 pm Monday 9 am – 4 pm	Sheep/Goat Barn-West End - Lisa Proch & Assistants
Swine	Sunday 9 am – 7 pm Monday 9 am – 4 pm	Swine Barn -Kelly Crandall
Horses	Sunday 4 pm – 6 pm Monday 9 am – 11am	Horse Events Parking Lot near Grounds Entrance- same times as Vet Check -Janet Brown & Jeannine Bentzen
Poultry	Sunday 2 pm - 6 pm Monday 9 am – 4 pm Use GATE B to enter and park along firelane BEHIND POULTRY BARN. Exit thru to Exhibitor Parking Lot- Exit Gate C.	Poultry Barn – Tami Bentley & Assistants- same times as Vet Check Follow Signage.
Rabbits	Sunday 3 pm - 7 pm Monday 9 am -4 pm Use GATE B to enter and park along firelane BEHIND POULTRY BARN. Exit thru to Exhibitor Parking Lot- Exit Gate C.	Rabbit Tent – Sarah Lauder & Assistant Same times as Vet Check Follow Signage.
FFA BARN Animals	MUST Follow the days & times of all species listed above! MUST enter off of Rte. 29 for Cattle, Horses, Sheep, Goats, & Swine. When arrive - tell the attendant that your animals are going to the FFA Barn.	REQUIRED to follow ALL VET CHECK Procedures as stated above as per species. If FFA animals have been entered in shows ~ Exhibitors MUST inform their appropriate Show Supt.

**There is NO PARKING behind the Fair Office on Sunday & Monday.
This space is reserved for the UNLOADING of CATTLE & SWINE.**

VET CHECK Procedure

The co-mingling of animals from different farms presents a risk for disease exposure and the spread of infectious disease. Exposure to disease can lead to animals becoming sick themselves or taking the disease back home after the fair and exposing other animals. To reduce the risk of exposure and ensure the most bio-secured environment possible, the NYS Veterinarians have made the decision that all animals entering the Washington County Fair must first be inspected off their trailers and approved for entry by a NYS Veterinarian before they are allowed to enter a barn or wash rack.

VET CHECK occurs when livestock arrive on the fairgrounds off the trailers. NY State Veterinarians and their assistants will check animals for proper identification such as tattoos, scrapie tags, ear tags, etc. as required for each species to match with health papers. The NY State Veterinarians and their assistants will also inspect animals for signs of disease with the assistance of exhibitors.

Animals deemed unhealthy will be sent home.

Forms must be signed by the NY State Veterinarian or Assistant and the appropriate fair official if an animal needs to be sent home. Current, original health papers, approved by the state, and registration papers must be available at all times, as they may be requested by Superintendents, Fair Officials, or Judges at any time.

CHECK-IN Procedure

CHECK-IN for LIVESTOCK: occurs directly after Vet Check. Once your animals have been Vet Checked and approved to be on the Washington County Fairgrounds,(NY) you must go to the Entry Office and pick up your Exhibitor Envelope, which contains **Exhibitor Entry Lists (needed for check-in)**; Show #'s, Day Passes, and Car Pass(s).

MUST BRING TO CHECK-IN:

- Exhibitor Entry List of each exhibitor (**X off the ENTRY # of the CLASS that you are scratching**)
- Original Registration Papers on each animal entered.

AT CHECK-IN ~ Exhibitors scratch the animal(s) they did not bring or that were sent home by NYS Vets. Scratches are made for the classes that are no longer being entered (or no animal is here for).

- **Registration Papers:** used to identify ownership, age of the animal, and to make sure the class(es) entered are correct & approved.

POULTRY VET CHECK & CHECK-IN will take place from vehicles that will arrive at the BACKSIDE of the Poultry Barn. NO Animal will be allowed in the Poultry Barn until it has been checked by the Superintendents and Assistants. If an animal has any questionable concerns, it will be set aside and a Vet will be called to evaluate it. Any animal deemed ill or unworthy will be sent home as per NYS Ag. & Markets and the WCF Rules & Regulations. There is NO PARKING behind the Fair Office.

RABBIT VET CHECK & CHECK-IN will take place from vehicles that will arrive through Gate B and park temporarily along Broadway (following signage) closest to the Rabbit Tent & along the firelane (see signage). NO Animal will be allowed in the Rabbit Tent until it has been checked by the Superintendent and Assistant. If an animal has any questionable concerns, it will be set aside and a Vet will be called to evaluate it. Any animal deemed ill or unworthy will be sent home as per NYS Ag. & Markets and the WCF Rules & Regulations. There is NO PARKING behind the Fair Office.

CHECK-IN is IMPORTANT!

- **The Judge's Book is created based on those items CHECKED -IN!**
- **If you do not CHECK-IN your animals, they will not be entered into the Judge's Book.**
- In other words, it is as if you are not entered at all!... Please make sure that an adult does CHECK-IN of all animals and exhibits so that you are in the program and in the Judge's Book for each of your shows.

CHECK - in for ALL STATIC (non-animal) Exhibits:

All Exhibitors MUST Check - in at the PICNIC PAVILION!

- Here you will receive your Exhibitor Envelope which contains:
 - Your ENTRY TAGS
 - **The Exhibitor List of Entries is the Yellow Sheet for OPEN CLASSES.**
 - **The Exhibitor List of entries is the GREEN SHEET for YOUTH which is also the Judge Sheet**
 - **The EXHIBITOR LIST of ENTRIES is the most important** You, the exhibitor are to **X** off the **ENTRY #** of the item that you have NOT brought.
 - **If you do not check-in your items, they do not get entered in the judge's book!!!!**
 - Your Day Passes, based on the # of items you actually brought & checked-in.

Camper Information & Rules

Chairperson: Rob McWhorter

Phone #: 518-487-0088

CAMPER APPLICATION & PAYMENT are DUE WITH ENTRIES!
Camper Application Deadline is Monday, July 27th, 2026 with Payment.

Camper Information

- ◆ Camper application must be completed in full with proper information and mailed in or hand-delivered with the appropriate fee by the **deadline of JULY 27, 2026**. We have limited camping spaces. **Camping cost is \$100.00 per single spot site.** The fee for Campers with slide-outs on both sides will be charged a Single Spot Fee. This fee will be evaluated on an annual basis.
- ◆ **A lottery system will be used to assign camper spaces around Barns 1, 2, 3, 6, 7, 9, 10.** You must identify on the application your wish to be in the LOTTERY by checking the appropriate box. The lottery for the barn areas will be drawn on Thursday evening before the Fair and the people selected will be notified that evening. Campers in the lottery system by the barns are allowed to have their awnings out.
- ◆ If a farm has more than one camping facility, only one will be allowed around the barns.
- ◆ Camper Spaces are intended for overnight accommodations.
- ◆ Campers are defined as having space designed for human occupancy.
- ◆ Washington County Fair, Inc. is not liable or responsible for theft or damage to the camper or its contents by fire, the elements, or in any other manner whatsoever.
- ◆ **Campers will be approved in the following order of priority:**
 1. Board of Directors.
 2. Applicable Superintendents with 24/7 Responsibility including, but not limited to:
 - Youth Dairy Cattle Barn Superintendent, Open Dairy Cattle Barn Superintendent, Open & Youth Beef Barn Superintendent, Horse Tent Superintendent, Sheep Barn Superintendent, Goat Barn Superintendent, Swine Barn Superintendent, Poultry Barn Superintendent, and Rabbit Tent Superintendent.
 3. Eligible Livestock Exhibitors with on-time applications (Dairy & Beef Cattle, Youth Horse, Sheep, Goat, Swine exhibitors).
 4. Other Superintendents with on-time applications.
 5. Eligible Livestock Exhibitors with late applications.
- ◆ **Campers will be placed at the discretion of the Camper Committee and Management. We will try to honor requests, but they are not guaranteed.**

- ◆ **The Camper Committee will place all Campers during the hours of Friday 1:00-8:00 pm, Saturday 9:00 am - 6:00pm, and Sunday 10:00 am - 6:00 pm. All Campers must be placed by Sunday at 6:00 pm.**
- ◆ Camper fees are waived for Directors and Animal Superintendents (Primary 24/7 Emergency Contact), and at the discretion of the Camper Committee.
- ◆ All campers must be removed from the fairgrounds within 5 days of the Fair's last day. After that you will be charged a fee of \$25 per day.
 - ★ After any event the camper must be re-registered at the Fair Office, and given a new permit and moved to the fence line, otherwise they will be charged \$25 per day.

Camper Rules

1. Campers on the Fairgrounds must have completed a Camper Application and submitted the proper fee to the Entry Office by the deadline date.
 2. No one under the age of 18 may apply for a camper permit or occupy a camping facility unless a chaperone is present.
 3. Camper Permit must be displayed on the exterior of the camper on the latch side of the doorway so it is always visible.
 4. All persons staying in the camper, regardless of age must be listed on this form and have proper passes or Exhibitor wristband. Anyone who is not listed on a camper application and found to be staying will be immediately asked to leave the fairgrounds.
 5. Campers in the New Camper Area are allowed one car, parked next to their camper - parked on the DOOR side of the camper and CANNOT be reassigned. They must be 5 feet from any structure and/or Awning.
 6. Tents are not allowed for camping on the fairgrounds.
 7. E-Z up tents are allowed by the Barns, but no sides are allowed and they must be 5 ft. from any structure.
 8. Air Conditioners are allowed to be used in designated spots only. No Air Conditioners by Barns
 9. Awnings are allowed to be used by Animal Barns Only.
 10. Umbrellas are allowed in any camping area only while in use. When it is not in use, they must be down & secured.
 11. **New York State Department of Health Regulations are:**
 - All campers must have a working fire extinguisher
 - No Open Awnings
 - No open fires or barbeque grills.
 - No dumping of wastewater or greywater on the ground.
 12. **Any fine from the NYS Dept. of Health regarding your camper will be paid by the camper applicant, NOT THE FAIR.**
 13. **No Dogs are allowed to stay in the campers.**
 14. If you fill your freshwater tank, the hose must be disconnected from the faucet & camper & stored away.
 15. Tank pump-outs will be available during the early morning of Tuesday— Sunday. You must sign up for Pump-Outs the day before the day of service. A fee of \$30 will be charged per pump out.
 16. All Campers must use OUTDOOR Lead cords of #12—3 size or bigger. The use of frayed, taped, or otherwise unsafe cords are prohibited.
- ★ **Campers who receive 3 violations during the week of Fair will be discussed at the Next Camper Committee Meeting and could face discipline up to and including the suspension of camping privileges for the following year's fair.**

General Information, Guidelines, Rules & Regulations

GENERAL RULES & REGULATIONS

The following rules & regulations are made a part of the conditions under which all the entries are accepted and exhibit space or concession privileges are granted.

- ⇒ The rules of the Washington County Fair, Inc. meet the Standards for the Conduct of Fairs as set forth by the State of New York Dept. Of Agriculture & Markets. If the rules of this Fair exceed the State regulations, the rules of this Fair will apply.
- ⇒ The Washington County Fair management reserves the final & absolute right to interpret these rules & regulations & arbitrarily settle & determine matters, questions, & difference in regard to, or otherwise arising out of, connected with or incident to the Fair.
- ⇒ The management reserves the right to amend/add to these rules & regulations as its judgment may be deemed.
- ⇒ **Any person who violates any of the following rules & regulations or any special rules & regulations shall forfeit all privileges & awards and be subject to such penalty as the management may order.**
- ⇒ **The management encourages the reporting of mistreatment** or extortion by concessionaires & any discourtesy or irregularity of its employees. Violations of local, state, or federal laws should be reported promptly.
- ⇒ **Any form of harassment will not be tolerated** on Fair property at any time. Reports of such behavior are to be made in writing & submitted to the Fair Office. Such reports will be kept confidential, will be investigated, & kept on file at the Fair Office. If further action is needed it will be referred to the Executive Committee.

CHECK-IN & ENTRY TAGS & EXHIBITOR ENVELOPES:

- Exhibitors in the Youth Building, Grange, Homemade/Homegrown (H & H) Building and Farm Toy Show and Wool & Fiber Departments will pick up their Entry Tags, Exhibitor Entry Lists, appropriate number of passes based on the number of entries brought at the Picnic Pavilion Saturday before the fair or Monday, opening day of the fair.
- ALL EXHIBITORS MUST CHECK-IN THEIR ENTRIES WITH THEIR APPROPRIATE DEPARTMENT CHECK-IN STATIONS.
- All Non-Animal exhibits MUST CHECK-IN AT THE PICNIC PAVILLION!!!
- All Livestock Exhibitors will CHECK-IN at their specified locations, but must pick up their Exhibitor Folder from the Entry Office first.
- All Livestock Exhibitors will pick their Exhibitor Folders from the Entry Office for CHECK-IN. The Folder includes Exhibitor Entry Lists, Show Numbers, Species Related Information, Passes, and Car Passes (if applicable).

EXHIBITOR PASS POLICY:

- All animal exhibitors will be able to pick up their entry packet (which will contain their Entry Lists, day passes and vehicle hang tags, etc) in the Entry Office Saturday prior to Fair through Monday of Fair by 5:00pm.
- **All Open Exhibitors** that have paid their entry fees and have checked in their animals and item exhibits **may purchase Packs of Discounted Day Passes** (7 day passes are in a pack) **until 5:00 pm Tuesday evening** in the Entry Office. Discounted Day Passes are available in packs of seven (7) DAY PASSES for the discounted rate of \$22.50/pack. Open Exhibitors will be able to purchase a maximum of 4 packs of seven (7) DAY PASSES at the discounted price in the Entry Office. Exhibitor car tags will be limited to two(2) per exhibit/farm/family to exhibitors of Cattle, Youth Horse, Goat, Sheep, and Swine. These do not guarantee a parking place as space is limited.
(7 day passes are the equivalent of 1 week pass)
- **Any exchange of DAY PASSES for WEEK PASSES must be done at pick up of Exhibitor Packet. (Sat-Mon)**
- **There will be NO exchange of a WEEK PASS for seven (7) DAY PASSES after 5:00 pm Monday (opening day of fair).**

Continued on the next page.

OPEN DEPARTMENT PASS POLICY:

Please note that Open & Youth Depts passes are NOT cumulative across departments &/or species.

LARGE ANIMAL EXHIBITORS: Cattle, Horses, Draft Animals, Sheep, Goats, & Swine exhibitors will receive passes based on the number of animals checked in.

CATTLE & DRAFT ANIMALS:

1 - 3 animals = 14 day passes
4 - 7 animals = 21 day passes
8 or more animals = 28 day passes

SHEEP, GOATS, & SWINE:

1 - 5 animals = 14 day passes
6 or more animals = 21 day passes

HORSES: Truck-In for Day of Show:

-1 Day Pass for Rider (14yrs old & older)
-If Rider is 13yrs old & under: Free.
-1 Driver/Parent: Free (if they don't have a Pass already). All others pay the daily fee of \$15 -unless they already have Day pay or Week Pass.

SMALL ANIMAL EXHIBITORS ~ POULTRY:

No minimum number of animals—4 day passes/exhibitor *(If volunteering for feeding/care, see Supt. for additional passes)*

STATIC ENTRIES EXHIBITORS:

DOMESTIC ARTS, FLOWERS GREENS & OPEN PRODUCE:

Exhibitors will receive passes based on the number of items checked in by the Entry Staff: (unless they are a livestock exhibitor & have already received their passes. Passes are NOT Cumulative across Depts)

1 - 10 items = 2 Day passes; 11-20 items = 4 Day passes; 20 items or more = 6 day passes.

OPEN ADULT FARM TOY SHOW, GRANGE & RELIGION exhibitors - Adults will receive 2 Day Passes each (to be given upon entry when they CHECK-IN at the Picnic Pavilion)(the exception: if the exhibitor has other exhibits in other depts.)

YOUTH DEPARTMENT PASS POLICY:

LARGE ANIMAL EXHIBITORS: Cattle, Horses, Draft Animals, Sheep, Goats, & Swine staying on the grounds.

- NO minimum number of animals.
- Fourteen (14) day passes will be given to a parent/guardian (equivalent of 2 week passes) of Youth Exhibitors under 14 years of age. Any Youth Exhibitor 14 years of age or older will receive an additional 7 day passes (equivalent of 1 week pass) which should be turned in to the Entry Office for a wristband if they are staying on the fairgrounds (Monday, opening Day).

SMALL ANIMAL EXHIBITORS: Poultry & Rabbits

- NO minimum number of animals.
- 4 day passes per exhibitor (one for each day of show)
- *If volunteering for feeding/care, see Supt. for additional day passes & 1 Vehicle Hang Tag/family that is volunteering and on the list to enter at Gate C ~exhibitor parking for early morning chores & herdsmanship)*

For any YOUTH EXHIBITOR 14 yrs.old or older, staying on the grounds, 7 day passes should be traded in for a wristband at the Entry Office.

PARKING/VEHICLES ON THE GROUNDS:

- ◆ Vehicles, including stock trailers & large trucks, etc. must be parked in assigned areas OUTSIDE of EXHIBITOR PARKING by Monday 11:59 pm. These areas will be marked.
- ◆ The Fair shall not be liable under any circumstances, whether of negligence of itself, its agents or otherwise, for any personal injury or for any loss or injury to property.
- ◆ **There is no parking around or under fairground buildings.** Violation of this rule may result in the loss of awards from exhibits connected to the vehicle, whether owned by the exhibitor or not.
- ◆ Violators will be towed at the owner's expense.
- ◆ **There will be NO moving vehicles on the Fairgrounds from 10:00am to 10:30 pm on Tuesday through Saturday and Sunday from 10:00am to 10:00pm with the exception of emergency vehicles & trash removal equipment.**
- ◆ **Exhibitor Car Passes will be limited to two (2) per exhibit (of livestock inclusive of cattle, youth horses, sheep, goats, and swine).** These Car Passes do NOT guarantee a parking place as space is limited.
- ◆ If feed/supplies need to be brought to your animals during the week, there will be transportation available at Inner Gate C.
- ◆ Follow weekend (prior to Fair) traffic patterns indicated on the FAIRGROUND MAP on the inside of cover of the Exhibitors Handbook.

ATV & GOLF CARTS:

1. Staff, Directors, Superintendents, Vendors, & Public Safety are the only ones allowed to have motorized vehicles used only for Fair Business. Any vehicles not belonging to the Fair must be registered at the Fair Office before being used on the grounds and at the discretion of the Safety Committee.
2. A valid driver's license for all operators (must be 18 years old or older) and proof of insurance are required.
3. A permit plate will be issued and must be prominently displayed at all times.
4. The person whom the vehicle is registered is responsible for the operation of the vehicle.
5. The vehicle is to be used for fair business only and travel in designated areas. A map of these areas will be provided when registered.
6. No vehicle will be driven faster than a brisk walk.
7. Violations of the rules will result in a written warning to the registered person.
8. Unsafe operation and repeat violations will result in the suspension of the license and the vehicle will not be allowed to operate on the grounds.
9. Exhibitors are not allowed to have ATV's, Golf Carts, or other Non-Handicapped motorized vehicles.

ELECTRIC MOBILITY DEVICES:

1. Electric Mobility Devices are allowed to be operated anywhere on the fairgrounds, but operated **only by the handicapped person**.
2. Electric Mobility Devices may not travel faster than a brisk walk.
3. Passengers are not allowed on Electric Mobility Devices.
4. Violations of the rules will result in a written warning.

E-Z UP TENTS ~ EXHIBITOR USE

1. **E-Z UP Tents must be placed so that they do not obstruct a walkway or shared resources.**
2. NO SIDES are allowed on E-Z UP Tents.
3. E-Z UP Tents are NOT ALLOWED in the Equine Parking area.

PETS

◆ **No pets are allowed.**

◆ **EXCEPTIONS:**

- 1) Any pets associated with the carnival or concessionaires should be kept out of sight during fair hours and should be walked discreetly. They are to be confined or on a leash and under control at all times (including in the parking lot). **A current rabies certificate is required to be with them at all times.**
- 2) Animals entered for exhibition and/or competition. These animals must stay in their designated exhibitor areas.
- 3) Animals used in law enforcement must stay in their designated area or on a leash.
- 4) Owners/trainers, etc. of all of the above are responsible for cleaning up after their animals, including the parking lot.
- 5) All of the above should have a current rabies certificate available upon request.
- 6) **SERVICE DOGS ARE NOT PETS.** Please refer to service animal policy (available in the Fair Office).

MUSIC & RECREATIONAL ACTIVITIES:

- ◆ Radios, etc. must not cause annoyance or inconvenience to other exhibitors or fair patrons.
- ◆ Unauthorized recreational activities such as balls, frisbees, skateboards, riding toys, scooters, etc. are prohibited on the Fairgrounds during the week of Fair for the safety of our patrons.

Health Requirements & Health Check Process for Animal Exhibitors at the Fair

- ◆ **All exhibitors are expected to read and comply with the NY State Ag. & Markets Animal Health Requirements for Admission to NY State and County Fairs for types of vaccines, identifications, exams, etc. that are required for animals.**
- ◆ **All Animal Exhibitors are required to have their original health papers & registration papers available throughout the time that animals are on the Fairgrounds as they may be asked for by the superintendent, judge, or fair officials.**
- ◆ NY State Veterinarians & assistants will check animals for proper identification such as tattoos, scrapie tags, ear tags, etc., as required for each species, to match with the health papers.
- ◆ NY State Veterinarians & assistants will, with the assistance of the exhibitors, inspect animals for signs of disease. Animals deemed unhealthy will be sent home. Times for health checks will be available from your barn superintendents.
- ◆ Please refer to the Contagious Diseases section for policy on sick animals during fair week.

PROTESTS & COMPLAINTS:

1. All protests, complaints or grievances must be in writing, must state plainly the complaint and must be delivered to the Main Office within six hours after the incident.
2. **All protests & complaints must be signed.**
3. Picketing will not be allowed on the Fairgrounds.
4. Protestors may be escorted off the grounds.
*Problems or concerns pertaining to the **barns** must be put in writing, signed, and must state plainly the problem/concern. These must be given to the Superintendent of the respective barn or barn area ASAP.

SALES & SOLICITATION:

1. **There shall be no sale of goods or solicitation of funds for any purpose on lands owned by the Washington County Fair, Inc.** which lands are commonly known as the Washington County Fairgrounds, at any time during Fair week except in connection with sales or solicitation arising from commercial space rented by the Washington County Fair, Inc. Any such sales or solicitations shall be confined to the actual area agreed upon when the rental agreement is entered into. **Raffles/Donation containers are NOT permitted on the premises.**
2. Absolutely no animals may be given away, sold, bartered, or traded in any area of the fairgrounds. **The Exception: The Youth Livestock Auction that is sponsored by the Fair.**
3. **RESOLVED** that during Fair week in each year, alcoholic beverages shall be banned from the Fairgrounds (exception is for beer & wine tastings following NYS regulations). The Management of the Fairgrounds and their duly designated agents are hereby authorized to take any and all appropriate action to carry out the intent of this resolution and they are specifically authorized, in their discretion, to bar any persons from the Fairgrounds who are found to be in violation of this resolution. **NOTICE: For all competitive events, a Breathalyzer test may be used at the Management's discretion to ban intoxicated participants.**

LIABILITY:

1. Every possible protection and courtesy will be extended to exhibitors at the Washington County Fair, but the Board shall not be responsible for any loss of exhibits, animals, or equipment from fire, theft, or loss from any other cause; and the Fair will not assume any liability for personal injury sustained either by exhibitors, helpers, visitors, or guests.
2. The Fair will use diligence to insure the safety of articles entered for exhibition, after their arrival & placement, but under no circumstances will it be responsible for any loss, injury or damage done to, or occasioned by, or arising from, any article on exhibition shall indemnify the Fair & Management thereof, against all legal or other proceedings in regard thereto.
3. Automobiles and all other vehicles must be parked in the space designated by the Management and not elsewhere.
4. The Fair shall not be liable under any circumstances whether of negligence of itself, its agents or otherwise for any personal injury or for any loss or injury to property.

CARE OF LIVESTOCK:

ATTENDANTS or a REPRESENTATIVE MUST BE WITH LIVESTOCK AT ALL TIMES.

To properly promote agriculture and educate the public on animal welfare, it is essential that all exhibitors provide proper sustenance, food & drink, at least every 12 hours to all animals housed on the Fairgrounds.

Further, pursuant to NYS Agriculture & Markets Law, Article 26, Section 353, states "A person who deprives any animal of necessary sustenance, food or drink, or neglect to furnish it sustenance or drink or unjustifiably injured, maimed, mutilated or killed, or to be deprived of necessary food, or drink, or willfully sets afoot, instigates, engages in, or in any way furthers any act of cruelty, is guilty of a misdemeanor, punishable by imprisonment for not more than one (1) year, or by a fine of not more than one(1) thousand dollars or by both." Additionally, Section 373 states "Any such police officer or agent may also lawfully take possession of any animal in or upon any premises other than a street, road, or public place, which for more than twelve(12) successive hours has been confined or kept in a crowded or unhealthy condition or in unhealthy or unsanitary surroundings or not properly cared for or without necessary sustenance, food or drink, provided that a complaint stating just & reasonable grounds is made under oath or affirmation to any magistrate authorized to issue warrants in criminal cases, and that such warrant authorizing entry & search is issued & delivered by such magistrate; if just & reasonable cause is shown, the magistrate shall immediately issue such warrant.

It is the responsibility of each exhibitor to properly feed & water their animals, at a minimum, once every 12 hours. Failure to do so may result in the removal of the exhibit and the appropriate authorities may be sought for assistance. As the above law indicates, this may result in the seizure of your animals and possible imprisonment.

DISPLAY OF EXHIBITS & ANIMALS:

- Exhibitors must show their exhibits whenever and in such a manner as required by the superintendent in charge of the department.
- **All displays, exhibits and animals, must remain in place in their appropriate exhibit building, their show rings, wash areas, milking parlor, or taking part in their respective event or activity until the close of Fair. Livestock & Exhibits may not leave their building or barn until 9:30pm.** EXCEPTIONS: those being exhibited at NY State Fair, yearling and aged rams, and those approved by the NYS Veterinarian for health concerns.

Forfeiture of premiums and future exhibitions may result from violating this rule.

- IAFE Code of Ethics will be followed. Abusers may be denied exhibiting in the future.
- All exhibits not called for by **4 :00 pm Monday, AFTER FAIR**, are left at the owner's risk and, unless otherwise arranged for, shall be forfeited to the Fair, which may dispose of them as it wishes.
- The Fair Management reserves the right to change the hour of release if conditions warrant.
- **NO livestock are to be on the midway, near food concessions, or in any public area not designated for animals. Public Health & Biosecurity concerns prohibit animals from being taken around the Fairgrounds.**

SPACE & FORAGE FOR ANIMALS:

Space for Livestock will be provided without charge for exhibition stock from Monday, Opening Day until the close of the Fair. All entries of livestock will be limited to the capacity of our facilities and will be recorded in the order received. The Fair reserves the right to reject all entries after the capacity has been reached. In the event that open barns are filled, the last entries received will be the first to be housed in the Youth Barns as space allows.

NO Feed or Bedding of any description will be furnished for Animals.

EXCEPTIONS: Poultry and Rabbit Barns and the FFA Barn which will receive feed & bedding.

JUDGING & JUDGES:

1. As far as possible, the single judge system will rule & great care will be taken to select only those who are qualified.
 2. Animal judges will be secured by superintendents or through the specific committee.
 3. Judges will receive their books from the Entry Secretary. When the awards are completed & the books are properly signed by the judges in every case, they must be immediately returned to the Entry Office.
 4. Judging will commence at the time and dates specified in the Exhibitors' Handbook.
 5. **No person or persons will be allowed to interfere with the judges in the discharge of their duties.**
 6. **Persons wishing to explain in regard to their exhibits can do so through a Superintendent of the Department. Violation of this rule will automatically disqualify the violator's exhibits in that department.**
 7. In the case an animal or article has not been entered, the Judge must not issue an award or have it entered after the classes close. NO consideration should be given by the Judge to any article to which the entry tag is not attached.
 8. When the Judges have reason to doubt the pedigree of any animal or bird, or the representations made of any article, they must report it at once to the Superintendent of that Department, who will gather such evidence as he/she can at the Entry Secretary's office or by other methods.
 9. At the time of judging, the Judge or Clerk assisting him/her shall cross out in the Judge's Record the Exhibit # and Entry # of all entries that are not on exhibition.
 10. No Entry Clerk shall under any circumstances allow the Judge's book of the Fair to go from his/her possession, or to be inspected by anyone except clerks and officers of the Fair.
 11. Any exhibitor or person acting for an exhibitor found looking through the entry books of the exhibits will forfeit all awards or money won.
 12. NO additions to or changes in the Judge's Book shall be made by any person except the Entry Secretary. Where the exhibits have been erroneously entered by the Entry Office, the judges may have them corrected by the Entry Secretary before the class is judged, but not after.
 13. **The decision of the Judges shall be final in all cases**, except where mistakes, frauds, or misrepresentations are shown. In such cases the Directors, or such referees that the Directors may select, shall decide.
 14. **All protests must be in writing, plainly stating the reason for the protest and delivered to the Fair Office within six (6) hours of the incident. All protests must be signed.**
- ★ Competition is defined as a contest for supremacy between two or more products or articles or animals owned by separate exhibitors. Exhibitors having no competition in a class or section will be awarded but one award (the first or second award as the judges think deserved unless otherwise noted under Special Department Rules), and all awards shall be given subject to the action of the Board of Directors.

PAYMENT OF AWARDS: Premium checks must be cashed or deposited by November 30th of the current year.

- The Washington County Fair will mail award checks to the winners of the various classes as shown by the judge's records. Exhibitors desiring their award money paid to agents or employees must furnish the same with written order of Power of Attorney to this effect.
- **No more than two (2) awards will be paid in any Open class per exhibitor.**
- In paying awards, only the judge's books properly signed by judges shall be recognized. Ribbons that may be attached to exhibits are not considered proof of awards as ribbons may become changed.
- Should stormy weather, unavoidable occurrence or drastic reduction in state funds interpose at any fair to reduce the net receipts below the requirements for awards, the Fair reserves the right to pay awards on a prorated basis after all expenses are paid.

STATE OF NEW YORK DEPT. OF AGRICULTURE & MARKETS
Part 350—Standards for the Conduct of Fairs

SECTION 350.1: Fair Sponsor definition. For purposes of this part, a **Fair Sponsor** shall mean any organization that receives money from the State for the promotion of agriculture and domestic arts pursuant to Article 24 of the Agriculture & Markets Law.

SECTION 350.2: No fee for 4-H, FFA, Junior Fair or School Dept. Exhibits. No entry fee shall be charged for 4-H Club, FFA, Junior Fair exhibits entered for competition in their own classes, or entries in the school department.

SECTION 350.3: Prompt full payment of Awards. All awards advertised & awarded must be paid promptly and in full, without deduction in the guise of donations or otherwise, notwithstanding any statement to the contrary or in modification thereof announced or stated in the exhibitor book

SECTION 350.4: No award for unworthy exhibit. No award should be given by any judge or paid by any fair sponsor for an unworthy exhibit.

SECTION 350.5: Award amount to attract well-balanced exhibits. The amount of award offered in the various departments should be such as to secure well-balanced exhibits, in the light of the types of agriculture carried on in the territory served by the fair.

SECTION 350.6: No exhibits by judges in departments they oversee. No judges shall be permitted to enter exhibits in competition for award in the department with which they are connected.

SECTION 350.7: Exhibits are to be plainly labeled. All exhibits must be plainly labeled so that the full significance of the exhibits will be made clear.

SECTION 350.8: Re-exhibition in domestic department. No articles shall be permitted to be exhibited in the domestic department if it has been previously exhibited therein, unless by official action of the Board of Directors of the Fair Sponsor.

SECTION 350.9: Ownership of exhibits in Fairs & Shows.

(a) All exhibits shall be entered in the name of the exhibit owner provided, however, that any animal exhibit entered in a youth fair, youth exhibition, or 4-H show or exhibition may be entered in the name of the exhibitor. **(b) Exhibits shall have been owned by the exhibitor for a period of at least thirty (30) days prior** to entry of the exhibit provided, however, that any animal exhibit entered in a youth fair, youth exhibition or 4-H show or **exhibition shall have been in the care of the exhibitor for a period of at least sixty (60) days prior** to the entry of the exhibit. **(c)** Proof of ownership of any exhibit shall be provided by the exhibitor, upon request, to the fair sponsor. **(d)** The Fair Sponsor may limit the number of breeds shown by any exhibitor.

Refusal of an Exhibit: Any Fair Sponsor shall reserve the right to reject or refuse and to order the removal of any exhibit which, in the opinion of its Board of Directors, is not eligible or worthy of showing or has not met the livestock health requirements set forth in Part 351 of this Title.

SECTION 350.11: Compliance with and Enforcement of Livestock Health Requirements. Each Fair Sponsor shall comply with and enforce the livestock health requirements set forth in Part 351 of this Title.



KATHY HOCUL, Governor

RICHARD A. BALL, Commissioner

Animal Health Requirements For Admission to New York State and County Fairs

(Part 351 of NYS Agriculture and Markets Regulations) NYS Department of
Agriculture and Markets/Division of Animal Industry 518-457-3502 |
www.agriculture.ny.gov/animals

The 2026 Animal Health Requirements for Admission to New York State and County Fairs, Part 351, or AI-202, now includes BOTH requirements for instate and out-of-state animals. There will not be a separate document for interstate requirements. Where applicable, sections are clearly marked when requirements apply to instate or out-of- state animals or both. This is the *only* document to print and refer to for 2026 fair regulations.

Table of Contents

- A. General Prohibitions and Requirements
- B. Certificates of Veterinary Inspection
- C. Animal Identification
- D. Rabies Vaccination ~ **Note: The Washington County Fair requires that ALL RABIES VACCINES be administered at least 14 days before arrival onto the fairgrounds (the universal day of arrival is Sunday, August 23) and not more than 365 days before arrival onto the fairgrounds. (The last day to get animals a Rabies Vaccine is August 9, 2026).**
- E. Acceptable Proof of Rabies Vaccination
- F. BVD-PI Testing
- G. Cleaning and Disinfection
- H. Animal Deaths
- I. Calving, Kidding, and Lambing
- J. Commingling of Sheep and Cattle
- K. Commingling of Swine and Poultry
- L. Isolation upon Returning Home
- M. Individual Species Requirements
 - Horses, Cattle, Sheep, Goats, Swine, Llamas and Alpacas, Poultry, Deer/Elk, Miscellaneous Ruminants-

A. General Prohibitions and Requirements:

- No person shall bring or have present an animal on the fairgrounds for any reason (show, exhibit, raffle,demonstration, display) during a fair which is not qualified under NYS regulations.
- Any animal which is subject to inspection upon entry to the fairgrounds will be inspected without covering (wraps, coats, head gear, etc.).
- No person shall present an interstate or intrastate certificate of veterinary inspection that has been altered by anyone other than the issuing veterinarian.
- Animals demonstrating clinical signs or other evidence of infectious, contagious, or communicable diseases shall not be allowed on the fairgrounds during a fair.
- Representatives of the Commissioner may deny admission to, or require removal from, the fair premises or require the segregation of any animal showing signs of, or exposed to, any infectious, contagious, or communicable disease.
- The fair board of directors has the authority to reject unworthy or unsightly exhibits for reasons other than infectious, contagious, or communicable disease (Part 350.10). The state veterinarian or animal health inspector will bring questionable exhibits to the attention of the fair board.
- All animals presented that originate from a location other than New York shall meet all New York State importation regulations in addition to the fair animal health requirements.

B. Certificates of Veterinary Inspection (CVI)

- The CVI must be issued by a USDA Category 2 accredited veterinarian. Wet ink signatures for paper CVIs or e-signature for eCVIs are accepted.
- An e-CVI may be issued but a paper copy of the e-CVI is required for the animal check-in process so it can be physically initialed and dated by department staff.
- All animals must be officially identified. **All manmade and official ID must be recorded.**
- Only one species is allowed per CVI.

NEW YORK STATE-ORIGIN ANIMALS:

- A valid intrastate CVI (AI-61) is required for cattle, sheep, goats, swine, llamas, alpacas, deer and miscellaneous ruminants.
- The CVI must be issued on or after May 1st of the current year.

OUT-OF-STATE ANIMALS:

- All animals entering New York State must satisfy both import requirements and fair requirements for that species and be accompanied by a valid interstate CVI.
- The interstate CVI is valid for 30 days from the date of CVI inspection. During the New York fair season (July 1 through Labor Day) valid CVIs can be used multiple times for entrance into a qualifying [NYS Agricultural Fair \(linked here\)](#) (<https://www.nyfairs.org/>) The initial entrance into a ([qualifying NYS Agricultural Fair](#)) must be within 30 days of the date of CVI inspection. The name of the fair must be recorded on the CVI. For the CVI to be used for a later fair, it must be dated and initialed by a NYS Agriculture and Markets official noting the location of the initial, qualifying NYS Agricultural Fair. A change in health status or eligibility of an animal necessitates the generation of a new CVI.
- **New York does not participate in the New England Exhibition Show and Fair Circuit.**
- Questions regarding import requirements should be directed to the Division of Animal Industry at 518-457-3971, or at the division's import/export homepage: <https://agriculture.ny.gov/animals/animal-import-export>

C. Animal Identification

- All manmade and official ID must be recorded. Record full ID tag numbers.
- Do not record ID that is yet to be applied to / within an animal.
- **Cattle:** All cattle must be identified by an official USDA radio frequency identification (RFID) eartag, commonly referred to as an "840 RFID tag" or equivalent official RFID tag if the animal was tagged in another country.
- **Sheep and Goats:** All small ruminants must be identified by official scrapie identification.
- **Swine:** Swine must be identified by an official USDA approved ear tag. Radio frequency identification (RFID) ear tags, commonly referred to as "840 RFID tags," are strongly recommended.
- **Equids:** A complete written description is sufficient identification for horses entering New York accompanied by a CVI. The description must match the EIA test record. Horse sketches/photos and descriptions should reference color pattern, hair whorls, chestnuts, scars, and other markings as necessary to uniquely identify the horse. Names, tattoos and microchips, if any, are to be recorded. "Bay, no markings" is not an acceptable description for a CVI or EIA test record.
- **Llamas and Alpacas:** New world camelids must be identified by official ear tag or microchip.
- **Miscellaneous Ruminants:** They must be identified by unique ear tag or microchip (i.e.: aoudad, antelope, chamois)
- If you are exhibiting animals identified by microchip, a working reader must be supplied by the exhibitor. For questions on animal identification please contact your veterinarian or our office at 518-457-3502.

D. Rabies Vaccination

- Rabies vaccination is required for all species for which there is a USDA licensed vaccine available (cattle, horses, sheep, dog, cat, ferret) **and** that are *4 months of age or older* on the date of admission to the fair.
 - For most rabies vaccines, the earliest age allowable for primary vaccination is 3 months (12 weeks). Animals that are vaccinated prior to 84 days of age will need to be re-vaccinated according to label before entering the fairgrounds.
- The vaccine must have been administered within the past 12 months. The exception is Imrab LA vaccine used in sheep which protects for 3 years after the second annual vaccination (consult your veterinarian).
- The rabies vaccination requirement must be met on the day of admission even if the animal was previously admitted to a fair when too young to vaccinate.
- Individual fairs can require animals for which there is no approved rabies vaccine to be vaccinated for rabies. The requirements outlined above would apply. The fair is responsible for notifying exhibitors.
- The [New York State Fair](#) requires rabies vaccination for all livestock species entering the grounds.

The Washington County Fair requires that **ALL RABIES VACCINES be administered at least 14 days before arrival onto the fairgrounds (the universal day of arrival is Sunday, August 23) and not more than 365 days before arrival onto the fairgrounds. (The last day to get animals a Rabies Vaccine is August 9, 2026).**

E. Acceptable Proof of Rabies Vaccination

- Acceptable proof of rabies vaccination must include a signed written statement from the veterinarian administering the vaccine to said described animal(s) or a valid certificate of veterinary inspection that has the vaccination listed and is signed by the Category 2 accredited veterinarian.
- **Acceptable proof of rabies vaccination must include the name of the product used, the date of administration, and the duration of immunity if longer than one year (applies to sheep only).**
- *If the statement of rabies vaccination is included on a paper EIA test record, the test record must be signed certifying the vaccination in addition to the required signature for the EIA test record.*
- If the statement of rabies vaccination is electronically entered into an eEIA test record, only one electronic signature is required.
- Rabies titers are not acceptable proof of rabies protection and cannot be used to meet entry requirements.
- **A veterinary clinic invoice is not sufficient proof of rabies vaccination.**
- Acceptable proof of vaccination for dogs is a valid rabies vaccination certificate or a copy of the dog license that contains the rabies vaccination information.

F. BVD-PI Testing

- All cattle, llamas, and alpacas exhibited at NY county fairs, or the [New York State Fair](#) must be negative to an approved test appropriate to detect **Bovine Viral Diarrhea persistent infection (BVD-PI)**. Official ID must be in the animal prior to sampling. The testing veterinarian is responsible to make sure the proper test is conducted. This is a once in a lifetime test that must be reported on the required certificate of veterinary inspection. The issuing veterinarian is responsible for verifying the validity of the test, existing official identification of the animal, and recording the test date on the CVI. If a previous test or official identification is not verifiable, the test must be repeated.

G. Cleaning and Disinfection

- All buildings on the fairgrounds housing animals must be cleaned and disinfected prior to the opening of the fair and between groups of animals when housing is rotated (Section 50.2 of Agriculture and Market regulations).

H. Animal Deaths

- Occasionally animal deaths occur at a fair. If a death occurs, it must be reported to the state veterinarian in charge as soon as possible for review. The animal must be promptly removed from the public exhibit area to a secure location and held for the veterinarian prior to disposal.

I. Calving, Kidding, and Lambing

- Any cattle, goats, or sheep that calve, kid, or lamb while at a county fair or the State Fair will be **ordered removed from the fairgrounds** along with their offspring, unless the animals are part of a birthing demonstration.

J. Commingling of Sheep and Cattle

- Due to the potential spread of malignant catarrhal fever from sheep to cattle, it is strongly recommended that cattle be kept separate from sheep.

K. Commingling of Swine and Poultry

- Due to the potential spread of influenza virus, it is recommended that swine and poultry be housed in separate locations.

L. Isolation upon Returning Home

- The owner or custodian shall keep show animals biologically separate from the herd or flock for a period of at least two weeks after returning to the premises of origin. If any illness is noted in the exhibition animals, the owner should contact their veterinarian immediately.

M. Individual Species Requirements

- Beginning in 2026, each species has its own entry requirements listed based on if animals originated from within New York or from out of state.

HORSES

NEW YORK STATE-ORIGIN HORSES:

1. No CVI required.
2. Negative Equine Infectious Anemia (EIA) test is required for all horses 6 months of age or older. The horse must be accompanied by a valid negative EIA test record, signed by a USDA Category 2 accredited veterinarian. The sample collection date for the qualifying EIA test must have been on or after January 1, 2025, for New York origin horses. The EIA test certificate must include a complete description and identification of the horse. Horse sketches/photos and descriptions should reference color pattern, hair whorls, chestnuts, scars, and other markings as necessary to uniquely identify the horse. Names, tattoos and microchips, if any, are to be recorded. "Bay, no markings" is not an acceptable description for a CVI or EIA test record.
3. Rabies vaccination is required for all species for which there is a USDA licensed vaccine available (cattle, horses, sheep, dog, cat, ferret) **and** that are *4 months of age or older* on the date of admission to the fair. For most rabies vaccines, the earliest age allowable for primary vaccination is 3 months (12 weeks). Animals that are vaccinated prior to 84 days of age will need to be re-vaccinated according to label before entering the fairgrounds. Vaccine must have been administered within the past 12 months. The rabies vaccination requirement must be met on the day of admission even if the animal was previously admitted to a fair when too young to vaccinate. The [New York State Fair](#) requires rabies vaccination for all livestock species entering the grounds.
4. See Section F for "Acceptable Proof of Rabies Vaccination."

OUT-OF-STATE HORSES:

1. **Certificate of Veterinary Inspection (CVI) is required for out-of-state horses.** All animals entering New York State must satisfy both import requirements and fair requirements for that species and be accompanied by a valid interstate CVI. The interstate CVI is valid for 30 days from the date of CVI inspection. During the New York fair season (July 1 through Labor Day) valid CVIs can be used multiple times for entrance into a qualifying [NYS Agricultural Fair \(linked here\)](#) (<https://www.nyfairs.org/>) The initial entrance into a [qualifying NYS Agricultural Fair](#) must be within 30 days of the date of CVI inspection. The name of the fair must be recorded on the CVI. For the CVI to be used for a later fair, it must be dated and initialed by a NYS Agriculture and Markets official noting the location of the initial, qualifying NYS Agricultural Fair. A change in health status or eligibility of an animal necessitates the generation of a new CVI. **New York does not participate in the New England Exhibition Show and Fair Circuit.** Questions regarding import

requirements should be directed to the Division of Animal Industry at 518-457-3971, or at the division's import/export homepage: <https://agriculture.ny.gov/animals/animal-import-export> .

2. Negative Equine Infectious Anemia (EIA) test is required for all horses 6 months of age or older. The horse must be accompanied by a valid negative EIA test record, signed by a USDA Category 2 accredited veterinarian. The EIA test must have been conducted within 12 months prior to entry. The EIA test certificate must include a complete description and identification of the horse. Horse sketches/photos and descriptions should reference color pattern, hair whorls, chestnuts, scars, and other markings as necessary to uniquely identify the horse. Names, tattoos and microchips, if any, are to be recorded. "Bay, no markings" is not an acceptable description for a CVI or EIA test record.
3. Rabies vaccination is required for all species for which there is a USDA licensed vaccine available (cattle, horses, sheep, dog, cat, ferret) **and** that are *4 months of age or older* on the date of admission to the fair. For most rabies vaccines, the earliest age allowable for primary vaccination is 3 months (12 weeks). Animals that are vaccinated prior to 84 days of age will need to be re-vaccinated according to label before entering the fairgrounds. Vaccine must have been administered within the past 12 months. The rabies vaccination requirement must be met on the day of admission even if the animal was previously admitted to a fair when too young to vaccinate. The [New York State Fair](#) requires rabies vaccination for all livestock species entering the grounds.
4. See Section F for "Acceptable Proof of Rabies Vaccination."

CATTLE

NEW YORK STATE-ORIGIN CATTLE:

1. A valid intrastate CVI (AI-61) is required. The CVI must be issued on or after May 1st of the current year.
2. All cattle have official identification. All cattle must be identified by an official USDA radio frequency identification (RFID) eartag, commonly referred to as an "840 RFID tag" or equivalent official RFID tag if the animal was tagged in another country.
3. Rabies vaccination is required for all species for which there is a USDA licensed vaccine available (cattle, horses, sheep, dog, cat, ferret) **and** that are *4 months of age or older* on the date of admission to the fair. For most rabies vaccines, the earliest age allowable for primary vaccination is 3 months (12 weeks). Animals that are vaccinated prior to 84 days of age will need to be re-vaccinated according to label before entering the fairgrounds. Vaccine must have been administered within the past 12 months. The rabies vaccination requirement must be met on the day of admission even if the animal was previously admitted to a fair when too young to vaccinate. The [New York State Fair](#) requires rabies vaccination for all livestock species entering the grounds. See Section F for "Acceptable Proof of Rabies Vaccination."
4. All cattle exhibited at NY county fairs, or the [New York State Fair](#) must be negative to an approved test appropriate to detect **Bovine Viral Diarrhea persistent infection (BVD-PI)**. Official ID must be in the animal prior to sampling. The testing veterinarian is responsible to make sure the proper test is conducted. This is a once in a lifetime test that must be reported on the required certificate of veterinary inspection. The issuing veterinarian is responsible for verifying the validity of the test, existing official identification of the animal, and recording the test date on the CVI. If a previous test or official identification is not verifiable, the test must be repeated.
5. All cattle must be vaccinated against bovine respiratory disease complex including bovine respiratory syncytial virus, bovine virus diarrhea, infectious bovine rhinotracheitis and parainfluenza with an age appropriate- product administered in a manner and time frame adequate to confer protective immunity for these diseases for the duration of the fair. The date and vaccine product must be documented.

OUT-OF-STATE CATTLE:

1. Certificate of Veterinary Inspection (CVI) is required for out-of-state cattle. All animals entering New York State must satisfy both import requirements and fair requirements for that species and be accompanied by a valid interstate CVI. The interstate CVI is valid for 30 days from the date of CVI inspection. During the New York fair season (July 1 through Labor Day) valid CVIs can be used multiple times for entrance into a qualifying [NYS Agricultural Fair \(linked here\)](#) (<https://www.nyfairs.org/>) The initial entrance into a [qualifying NYS Agricultural Fair](#) must be within 30 days of the date of

CVI inspection. The name of the fair must be recorded on the CVI. For the CVI to be used for a later fair, it must be dated and initialed by a NYS Agriculture and Markets official noting the location of the initial, qualifying NYS Agricultural Fair. A change in health status or eligibility of an animal necessitates the generation of a new CVI. **New York does not participate in the New England Exhibition Show and Fair Circuit.** Questions regarding import requirements should be directed to the Division of Animal Industry at 518-457-3971, or at the division's import/export homepage: <https://agriculture.ny.gov/animals/animal-import-export> .

2. All cattle have official identification. All cattle must be identified by an official USDA radio frequency identification (RFID) eartag, commonly referred to as an "840 RFID tag" or equivalent official RFID tag if the animal was tagged in another country.

3. Rabies vaccination is required for all species for which there is a USDA licensed vaccine available (cattle, horses, sheep, dog, cat, ferret) **and** that are *4 months of age or older* on the date of admission to the fair. For most rabies vaccines, the earliest age allowable for primary vaccination is 3 months (12 weeks). Animals that are vaccinated prior to 84 days of age will need to be re-vaccinated according to label before entering the fairgrounds. The vaccine must have been administered within the past 12 months. The rabies vaccination requirement must be met on the day of admission even if the animal was previously admitted to a fair when too young to vaccinate. The [New York State Fair](#) requires rabies vaccination for all livestock species entering the grounds. See Section F for "Acceptable Proof of Rabies Vaccination."

4. All cattle exhibited at NY county fairs, or the [New York State Fair](#) must be negative to an approved test appropriate to detect **Bovine Viral Diarrhea persistent infection (BVD-PI)**. Official ID must be in the animal prior to sampling. The testing veterinarian is responsible to make sure the proper test is conducted. This is a once in a lifetime test that must be reported on the required certificate of veterinary inspection. The issuing veterinarian is responsible for verifying the validity of the test, existing official identification of the animal, and recording the test date on the CVI. If a previous test or official identification is not verifiable, the test must be repeated.

5. All cattle must be vaccinated against bovine respiratory disease complex including bovine respiratory syncytial virus, bovine virus diarrhea, infectious bovine rhinotracheitis and parainfluenza with an age appropriate- product administered in a manner and time frame adequate to confer protective immunity for these diseases for the duration of the fair. The date and vaccine product should be documented.

SHEEP

NEW YORK STATE-ORIGIN SHEEP:

1. A valid intrastate CVI (AI-61) is required.

- The CVI must be issued on or after May 1st of the current year. The CVI must contain a written statement from the issuing Category 2 accredited veterinarian that the flock of origin was inspected after May 1st of the current year and no evidence of contagious, infectious, or communicable diseases was found.
- If evidence of sore mouth (contagious ecthyma) is found on any sheep, the entire exhibit including the affected animals (and any small ruminants from any other flock on the same conveyance to the fairgrounds) shall immediately be removed from the fair premises with the holding pens cleaned and disinfected immediately after removal.

2. All animals are individually identified with USDA approved scrapie identification. Identification must be one of the following: 1) USDA approved tags or 2) a legible USDA approved registration tattoo or 3) a legible USDA approved flock tattoo and individual animal ID number or 4) electronic implant device (microchip) if the sheep is enrolled in the Scrapie Flock Certification Program, and/or the electronic implant ID is recorded on the sheep's registration paper. For information on scrapie ID, contact USDA at 1-866-USDA-TAG (1-866-873-2824). If you are exhibiting animals identified by microchip, a working reader must be supplied by the exhibitor.

3. Rabies vaccination is required for all species for which there is a USDA licensed vaccine available (cattle, horses, sheep, dog, cat, ferret) **and** that are *4 months of age or older* on the date of admission to the fair. For most rabies vaccines, the earliest age allowable for primary vaccination is 3 months (12 weeks). Animals that are vaccinated prior to 84 days of age will need to be re-vaccinated according to label before entering the fairgrounds. Vaccine must have been administered within the past 12 months. The exception is Imrab LA vaccine used in sheep which protects for 3 years after the second annual vaccination (consult your veterinarian). The rabies vaccination requirement must be met

on the day of admission even if the animal was previously admitted to a fair when too young to vaccinate. The [New York State Fair](#) requires rabies vaccination for all livestock species entering the grounds. See Section F for “Acceptable Proof of Rabies Vaccination.”

OUT-OF-STATE SHEEP:

1. Certificate of Veterinary Inspection (CVI) is required for out-of-state sheep. All animals entering New York State must satisfy both import requirements and fair requirements for that species and be accompanied by a valid interstate CVI. The interstate CVI is valid for 30 days from the date of CVI inspection. During the New York fair season (July 1 through Labor Day) valid CVIs can be used multiple times for entrance into a qualifying [NYS Agricultural Fair \(linked here\)](#) (<https://www.nyfairs.org/>) The initial entrance into a [qualifying NYS Agricultural Fair](#) must be within 30 days of the date of CVI inspection. The name of the fair must be recorded on the CVI. For the CVI to be used for a later fair, it must be dated and initialed by a NYS Agriculture and Markets official noting the location of the initial, qualifying NYS Agricultural Fair. A change in health status or eligibility of an animal necessitates the generation of a new CVI. **New York does not participate in the New England Exhibition Show and Fair Circuit.** Questions regarding import requirements should be directed to the Division of Animal Industry at 518-457-3971, or at the division’s import/export homepage: <https://agriculture.ny.gov/animals/animal-import-export>.

- The CVI must contain a written statement from the issuing Category 2 accredited veterinarian that the herd of origin was inspected after May 1 of the current year and no evidence of contagious, infectious, or communicable diseases was found.
- If evidence of sore mouth (contagious ecthyma) is found on any sheep, the entire exhibit including the affected animals (and any small ruminants from any other flock on the same conveyance to the fairgrounds) shall immediately be removed from the fair premises with the holding pens cleaned and disinfected immediately after removal.

2. All animals are individually identified with USDA approved scrapie identification. Identification must be one of the following: 1) USDA approved tags or 2) a legible [USDA approved](#) registration tattoo or 3) a legible [USDA approved](#) flock tattoo and individual animal ID number or 4) electronic implant device (microchip) if the sheep is enrolled in the Scrapie Flock Certification Program, and/or the electronic implant ID is recorded on the sheep’s registration paper. For information on scrapie ID, contact USDA at 1-866-USDA-TAG (1-866-873-2824). If you are exhibiting animals identified by microchip, a working reader must be supplied by the exhibitor.

3. Rabies vaccination is required for all species for which there is a USDA licensed vaccine available (cattle, horses, sheep, dog, cat, ferret) **and** that are *4 months of age or older* on the date of admission to the fair. For most rabies vaccines, the earliest age allowable for primary vaccination is 3 months (12 weeks). Animals that are vaccinated prior to 84 days of age will need to be re-vaccinated according to label before entering the fairgrounds. Vaccine must have been administered within the past 12 months. The exception is Imrab LA vaccine used in sheep which protects for 3 years after the second annual vaccination (consult your veterinarian). The rabies vaccination requirement must be met on the day of admission even if the animal was previously admitted to a fair when too young to vaccinate. The [New York State Fair](#) requires rabies vaccination for all livestock species entering the grounds. See Section F for “Acceptable Proof of Rabies Vaccination.”

GOATS

NEW YORK STATE-ORIGIN GOATS:

1. A valid intrastate CVI (AI-61) is required. The CVI must be issued on or after May 1st of the current year.
 - The CVI must contain a written statement from the issuing Category 2 accredited veterinarian that the flock of origin was inspected after May 1st of the current year and no evidence of contagious, infectious, or communicable diseases was found.
 - If evidence of sore mouth (contagious ecthyma) is found on any goats, the entire exhibit including the affected animals (and any small ruminants from any other flock on the same conveyance to the fairgrounds) shall immediately be removed from the fair premises with the holding pens cleaned and disinfected immediately after removal.

2. All animals are individually identified with USDA approved scrapie identification. Identification must be one of the following: 1) USDA approved tags or 2) a legible [USDA approved](#) registration tattoo or 3) a legible [USDA approved](#) herd tattoo and individual animal ID number or 4) electronic implant device (microchip) if the goat is enrolled in the Scrapie Flock Certification Program and/or the electronic implant ID is recorded on the goat’s registration paper. For

information on scrapie ID, contact USDA at 1-866-USDA-TAG (1-866-873- 2824). If you are exhibiting animals identified by microchip, a working reader must be supplied by the exhibitor.

3. Rabies Vaccination - Individual fairs can require animals for which there is no approved rabies vaccine to be vaccinated for rabies. The fair is responsible for notifying exhibitors. The [New York State Fair](#) requires rabies vaccination for all livestock species entering the grounds. IF your (county) fair requires rabies vaccination, please refer to sections E (“Rabies Vaccination”) and F (“Acceptable Proof of Rabies Vaccination”).

OUT-OF-STATE GOATS

1. Certificate of Veterinary Inspection (CVI) is required for out-of-state goats. All animals entering New York State must satisfy both import requirements and fair requirements for that species and be accompanied by a valid interstate CVI. The interstate CVI is valid for 30 days from the date of CVI inspection. During the New York fair season (July 1 through Labor Day) valid CVIs can be used multiple times for entrance into a qualifying [NYS Agricultural Fair \(linked here\)](#) (<https://www.nyfairs.org/>) The initial entrance into a [qualifying NYS Agricultural Fair](#) must be within 30 days of the date of CVI inspection. The name of the fair must be recorded on the CVI. For the CVI to be used for a later fair, it must be dated and initialled by a NYS Agriculture and Markets official noting the location of the initial, qualifying NYS Agricultural Fair. A change in health status or eligibility of an animal necessitates the generation of a new CVI. **New York does not participate in the New England Exhibition Show and Fair Circuit.** Questions regarding import requirements should be directed to the Division of Animal Industry at 518-457-3971, or at the division’s import/export homepage: <https://agriculture.ny.gov/animals/animal-import-export> .

- The CVI must contain a written statement from the issuing Category 2 accredited veterinarian that the herd of origin was inspected after May 1 of the current year and no evidence of contagious, infectious, or communicable diseases was found.
- If evidence of sore mouth (contagious ecthyma) is found on any sheep, the entire exhibit including the affected animals (and any small ruminants from any other flock on the same conveyance to the fairgrounds) shall immediately be removed from the fair premises with the holding pens cleaned and disinfected immediately after removal.

2. All animals are individually identified with USDA approved scrapie identification. Identification must be one of the following: 1) USDA approved tags or 2) a legible USDA approved registration tattoo or 3) a legible USDA approved herd tattoo and individual animal ID number or 4) electronic implant device (microchip) if the goat is enrolled in the Scrapie Flock Certification Program and/or the electronic implant ID is recorded on the goat’s registration paper. For information on scrapie ID, contact USDA at 1-866-USDA-TAG (1-866-873-2824). If you are exhibiting animals identified by microchip, a working reader must be supplied by the exhibitor.

3. Rabies Vaccination - Individual fairs can require animals for which there is no approved rabies vaccine to be vaccinated for rabies. The fair is responsible for notifying exhibitors. The [New York State Fair](#) requires rabies vaccination for all livestock species entering the grounds. IF your (county) fair requires rabies vaccination, please refer to sections E (“Rabies Vaccination”) and F (“Acceptable Proof of Rabies Vaccination”).

SWINE

NEW YORK STATE-ORIGIN SWINE:

1. A valid intrastate CVI (AI-61) is required. The CVI must be issued on or after May 1st of the current year.
2. Swine must be identified by an official USDA approved ear tag. Radio frequency identification (RFID) ear tags, commonly referred to as “840 RFID tags,” are strongly recommended. New York State Origin nursing piglets entering the fair accompanying a sow are not required to have an official ID, but the number of piglets must be noted on the CVI.
3. Rabies Vaccination - Individual fairs can require animals for which there is no approved rabies vaccine to be vaccinated for rabies. The fair is responsible for notifying exhibitors. The [New York State Fair](#) requires rabies vaccination for all livestock species entering the grounds. IF your (county) fair requires rabies vaccination, please refer to sections E (“Rabies Vaccination”) and F (“Acceptable Proof of Rabies Vaccination”).

OUT-OF-STATE SWINE:

1. Certificate of Veterinary Inspection (CVI) is required for out-of-state swine. All animals entering New York State must satisfy both import requirements and fair requirements for that species and be accompanied by a valid interstate CVI. The interstate CVI is valid for 30 days from the date of CVI inspection. During the New York fair season (July 1 through Labor Day) valid CVIs can be used multiple times for entrance into a qualifying [NYS Agricultural Fair \(linked here\)](https://www.nyfairs.org/) (<https://www.nyfairs.org/>) The initial entrance into a [qualifying NYS Agricultural Fair](#) must be within 30 days of the date of CVI inspection. The name of the fair must be recorded on the CVI. For the CVI to be used for a later fair, it must be dated and initialed by a NYS Agriculture and Markets official noting the location of the initial, qualifying NYS Agricultural Fair. A change in health status or eligibility of an animal necessitates the generation of a new CVI. **New York does not participate in the New England Exhibition Show and Fair Circuit.** Questions regarding import requirements should be directed to the Division of Animal Industry at 518-457-3971, or at the division's import/export homepage: <https://agriculture.ny.gov/animals/animal-import-export> .
2. Swine must be identified by an official USDA approved ear tag. Radio frequency identification (RFID) ear tags, commonly referred to as "840 RFID tags," are strongly recommended. The ID requirement includes nursing piglets accompanying their sow.
3. Rabies Vaccination - Individual fairs can require animals for which there is no approved rabies vaccine to be vaccinated for rabies. The fair is responsible for notifying exhibitors. The [New York State Fair](#) requires rabies vaccination for all livestock species entering the grounds. IF your (county) fair requires rabies vaccination, please refer to sections E ("Rabies Vaccination ") and F ("Acceptable Proof of Rabies Vaccination").

CAMELIDS

NEW YORK STATE-ORIGIN CAMELIDS:

1. A valid intrastate CVI (AI-61) is required. The CVI must be issued on or after May 1st of the current year.
2. New world camelids must be identified by official ear tag or microchip. If you are exhibiting animals identified by microchip, a working reader must be supplied by the exhibitor.
3. All llamas and alpacas exhibited at NY county fairs, or the [New York State Fair](#) must be negative to an approved test appropriate to detect **Bovine Viral Diarrhea persistent infection (BVD-PI)**. Official ID must be in the animal prior to sampling. The testing veterinarian is responsible to make sure the proper test is conducted. This is a once in a lifetime test that must be reported on the required certificate of veterinary inspection. The issuing veterinarian is responsible for verifying the validity of the test, existing official identification of the animal, and recording the test date on the CVI. If a previous test or official identification is not verifiable, the test must be repeated.
4. Rabies Vaccination - Individual fairs can require animals for which there is no approved rabies vaccine to be vaccinated for rabies. The fair is responsible for notifying exhibitors. The [New York State Fair](#) requires rabies vaccination for all livestock species entering the grounds. IF your (county) fair requires rabies vaccination, please refer to sections E ("Rabies Vaccination ") and F ("Acceptable Proof of Rabies Vaccination").

OUT-OF-STATE CAMELIDS:

1. Certificate of Veterinary Inspection (CVI) is required for out-of-state camelids. All animals entering New York State must satisfy both import requirements and fair requirements for that species and be accompanied by a valid interstate CVI. The interstate CVI is valid for 30 days from the date of CVI inspection. During the New York fair season (July 1 through Labor Day) valid CVIs can be used multiple times for entrance into a qualifying [NYS Agricultural Fair \(linked here\)](https://www.nyfairs.org/) (<https://www.nyfairs.org/>) The initial entrance into a [qualifying NYS Agricultural Fair](#) must be within 30 days of the date of CVI inspection. The name of the fair must be recorded on the CVI. For the CVI to be used for a later fair, it must be dated and initialed by a NYS Agriculture and Markets official noting the location of the initial, qualifying NYS Agricultural Fair. A change in health status or eligibility of an animal necessitates the generation of a new CVI. New York does not participate in the New England Exhibition Show and Fair Circuit. Questions regarding import requirements should be directed to the Division of Animal Industry at 518-457-3971, or at the division's import/export homepage: <https://agriculture.ny.gov/animals/animal-import-export> .

2. New world camelids must be identified by official ear tag or microchip. If you are exhibiting animals identified by microchip, a working reader must be supplied by the exhibitor.

3. All llamas and alpacas exhibited at NY county fairs, or the [New York State Fair](#) must be negative to an approved test appropriate to detect Bovine Viral Diarrhea persistent infection (BVD-PI). Official ID must be in the animal prior to sampling. The testing veterinarian is responsible to make sure the proper test is conducted. This is a once in a lifetime test that must be reported on the required certificate of veterinary inspection. The issuing veterinarian is responsible for verifying the validity of the test, existing official identification of the animal, and recording the test date on the CVI. If a previous test or official identification is not verifiable, the test must be repeated.

4. Rabies Vaccination - Individual fairs can require animals for which there is no approved rabies vaccine to be vaccinated for rabies. The fair is responsible for notifying exhibitors. The [New York State Fair](#) requires rabies vaccination for all livestock species entering the grounds. IF your (county) fair requires rabies vaccination, please refer to sections E ("Rabies Vaccination ") and F ("Acceptable Proof of Rabies Vaccination").

POULTRY

NEW YORK STATE-ORIGIN POULTRY:

1. Poultry (with the exception of doves, pigeons, and waterfowl) must be accompanied by
 - a. Negative pullorum typhoid test conducted within 90 days prior to exhibition.
 - b. Poultry qualified by 90-day test must be identified by an official leg band.

-OR-

 - a. Proof that the birds originated directly from a US pullorum-typhoid clean flock or equivalent flock.
 - b. Proof of NPIP status must be in the form of an NPIP certificate or purchase receipt containing NPIP certification information. If you utilize a receipt, it must be dated within 1 year of the date of admission to the fair.

The [Pullorum Testing at the Washington County Fair](#) is being held on **Thursday, July 16th, from 10:00 am - 1:00 pm** at the Fairgrounds. In the Poultry bARN - look for Signage. You may also check the NY State Ag. & Markets website for all dates in NY State if you cannot make the Washington County Fair one <https://agriculture.ny.gov/pullorum-clinic-schedule>

OUT-OF-STATE POULTRY:

All animals entering New York State must satisfy both import requirements and fair health requirements for that species. Poultry, including waterfowl, must meet one of the movement documentation and testing protocols described below. Pigeons and doves require documentation only.

-OR-

1. **Certificate of Veterinary Inspection issued within 30 days prior to entry.**
 - a. Including identification by an official leg band
 - b. Pullorum-typhoid negative test within 90 days of entry
 - c. Negative Avian influenza test on flock in which 30 birds were tested for avian influenza within 10 days prior to entry. If there are less than 30 birds in the flock, test all birds.

-OR-
2. **USDA NPIP Form 9-3**
 - a. Poultry originates from an NPIP US Pullorum-Typhoid clean Flock
 - b. Negative Avian influenza test on flock in which 30 birds were tested for avian influenza within 10 days prior to entry. If there are less than 30 birds in the flock, test all birds.
3. **USDA NPIP Form 9-3**
 - a. Poultry originates from NPIP US Pullorum-Typhoid clean flock
 - b. Poultry originates from NPIP US H5H7 Avian Influenza Clean Flock

CERVIDS (DEER/ELK)

Regardless of residency of animals, please contact the Cervid Program Manager at the Division of Animal Industry at 518-457-3502 prior to movement.

MISCELLANEOUS RUMINANTS

NEW YORK STATE-ORIGIN:

1. A valid intrastate CVI (AI-61) is required. The CVI must be issued on or after May 1st of the current year.
 - o Only one species per Certificate of Veterinary Inspection
2. Animals properly identified per species requirements.
3. Rabies Vaccination - Individual fairs can require animals for which there is no approved rabies vaccine to be vaccinated for rabies. The fair is responsible for notifying exhibitors. The [New York State Fair](#) requires rabies vaccination for all livestock species entering the grounds. IF your (county) fair requires rabies vaccination, please refer to sections E (“Rabies Vaccination”) and F (“Acceptable Proof of Rabies Vaccination”).

OUT-OF-STATE ORIGIN

1. Certificate of Veterinary Inspection (CVI) is required for out-of-state miscellaneous ruminants. All animals entering New York State must satisfy both import requirements and fair requirements for that species and be accompanied by a valid interstate CVI. The interstate CVI is valid for 30 days from the date of CVI inspection. During the New York fair season (July 1 through Labor Day) valid CVIs can be used multiple times for entrance into a qualifying [NYS Agricultural Fair \(linked here\)](#) (<https://www.nyfairs.org/>) The initial entrance into a [qualifying NYS Agricultural Fair](#) must be within 30 days of the date of CVI inspection. The name of the fair must be recorded on the CVI. For the CVI to be used for a later fair, it must be dated and initialed by a NYS Agriculture and Markets official noting the location of the initial, qualifying NYS Agricultural Fair. A change in health status or eligibility of an animal necessitates the generation of a new CVI. We do not participate in the New England Exhibition Show and Fair Circuit. Questions regarding import requirements should be directed to the Division of Animal Industry at 518-457- 3971, or at the division’s import/export homepage: <https://agriculture.ny.gov/animals/animal-import-export> .
2. Only one species per Certificate of Veterinary Inspection.
3. Animals properly identified per species requirements.
4. Rabies Vaccination - Individual fairs can require animals for which there is no approved rabies vaccine to be vaccinated for rabies. The fair is responsible for notifying exhibitors. The [New York State Fair](#) requires rabies vaccination for all livestock species entering the grounds. IF your (county) fair requires rabies vaccination, please refer to sections E (“Rabies Vaccination”) and F (“Acceptable Proof of Rabies Vaccination”).

Exhibitor Pre-fair Guidelines

Cattle, Horses, Sheep, Goats, Swine, Llamas, and Alpacas, Cervids, Misc. Ruminants

- Review the animal health requirements booklet including information for your species **before** your veterinarian arrives to inspect your animals. If you have any questions, **ask**.
- Your veterinarian is responsible for inspecting your animals and completing the certificate of veterinary inspection (CVI). Call **early** to avoid the last-minute rush when mistakes are made and there is no time to correct.
- Make sure **USDA approved official ear tags** are present on cattle and swine and USDA approved scrapie ID is in place on sheep and goats. Official ID must be applied to animals prior to regulatory testing and completion of the CVI.
- Llamas and alpacas require a microchip or ear tag. If a microchip is utilized make sure the veterinarian confirms the microchip ID or places one. If your animal is identified by a microchip, make sure you bring a working reader with you to the fair.
- **ALL IDENTIFICATION MUST BE RECORDED. Make sure it is.**
- Review the CVI carefully upon receipt to make sure all the information is correct including any required test or vaccination information.
- **DO NOT** put documents in an envelope and assume all is well. The time to correct is before pulling them out at the fair. The CVI is your document, and you share responsibility if it is incorrect.
- If you are **importing** livestock from out of state, make sure the interstate requirements are met, and you have a valid **interstate certificate of veterinary inspection**.

Poultry

- If your flock is participating in the NPIP program, schedule pullorum flock inspection and testing well ahead of the fair.
- If you're having your birds tested within 90 days of the fair, you must go to a pullorum clinic. Available clinics are listed on the Dept. website. No individual testing is available if you miss a clinic.
- Birds qualified by 90-day test must be identified by official leg band.
- **Bring documentation** with you to the fair in the form of a 1) current NPIP certificate, 2) 90-day test chart or 3) purchase receipt with NPIP certification within 1 year of the date of admission to the fair.

Horses

- **NY-origin** horses must be accompanied by a negative EIA test report. The date of sample collection for the qualifying EIA test must have been *on or after January 1, 2025*.
Imported horses (out of state origin) must be accompanied by an **interstate certificate of veterinary inspection with a negative EIA test within 12 months prior to entry**. Rabies vaccination information can be incorporated into the CVI.
- Drawing or photograph **must** match the horse.
- Rabies vaccination must be within 1 year of arrival at the fair and be documented by a **signed** rabies certificate or a signed statement on the EIA test chart with the required information (see requirements).

MOST IMPORTANT:

When you are loading your livestock for the trip to the fair, take the time to examine them.

Make sure they are the same animals that are on the paperwork and official ID is present and legible.

If they are showing any signs of illness, LEAVE THEM HOME.

ANIMAL BITE PROTOCOL

There is an inherent possibility of a person getting a bite, scratch, or abrasion with saliva contact of an open wound because we have many animals on the fairgrounds. To provide the safety of the animals, humans, and the environment without causing harm to any, we must take the most precautions to protect from Rabies all in the major public setting of the Washington County Fair.

Thus the following precautions are required by the NY State Health Department:

Any animal that has bitten a human has to meet the the following GOLD STANDARDS:

- The animal must be isolated and observed for behavior and health by the Animal Control Officer for 10 days.
- Since the Washington County Fairgrounds is a major public setting, the animal must leave the fairgrounds (taken home) to meet the isolation requirement and be observed for its behavior and health.
- Even though the Washington County Fair requires that all animals 3 months of age and older receive a Rabies Vaccination at least 14 days before entry onto the fairgrounds, nothing is 100%. These precautions protect our animals, humans and the entire fairgrounds.

ALL Animal Bites that occur on the fairgrounds MUST follow the protocol below:

- 1) **Take the person to the FIRST AID STATION (Building #17) ~ across from the Entry Office on Broadway.**
 - To receive treatment for the bite.
 - The incident must be reported - Animal Bite Report form filled out by the First Aid Person.
 - The First Aid Station is to call PUBLIC HEALTH OFFICE: **518-746-2400**.
 - After Hours Phone number: **518-681-0363**
- 2) **First Aid Person is to walk the person (that was bitten) across the street to the Entry Office:**
 - Ask for the Entry Secretary (Jill Greening) who will complete the Animal Bite Report:
 - Contact information on the animal that did the biting and its exhibitor information is needed.
 - The Entry Secretary will then contact the NY State Vet who will evaluate the behavior and health of the animal.
 - Once all of the above is complete, the Entry Secretary will complete the required ANIMAL RELEASE FORM for the animal to be removed from the fairgrounds.
 - The exhibitor will be given a copy of both the ANIMAL BITE REPORT and the ANIMAL RELEASE FORM.
- 3) **The Entry Secretary will email the ANIMAL BITE REPORT to: rabiesreporting@washingtoncounty.ny.gov**

NO ANIMAL MAY LEAVE THE FAIRGROUNDS WITHOUT THE REQUIRED PAPERWORK!

SHOWMANSHIP & HERDSMANSHIP

ALL YOUTH EXHIBITORS MUST SIGN UP & PARTICIPATE IN THEIR RESPECTIVE LIVESTOCK SHOWMANSHIP CLASSES

YOUTH EXHIBITORS MUST SHOW THEIR OWN ANIMAL.

(Points for all Youth Classes: Blue = 20 pts Red = 15 pts White = 10 pts)

Fitting and Showmanship is the art of training, grooming, and showing livestock to make them more presentable in competitive exhibitions. Judging of a showmanship contest is based on preparation of animals for show, their apparent training, and the appearance and behavior of the participating showmen.

Hardship Policy:

Youth Showmanship: If a youth animal exhibitor has only one animal and the animal was rejected at Vet Check and sent home, was not able to come, or for some valid health reason, could not participate on show day, the youth may request, under the Hardship Case, to show another youth's animal in showmanship.

The Hardship request is made by the exhibitor to a committee made up of at least 3 of the 5 following positions: the Show Superintendent, Entry Secretary, General Manager, Board President, or Species Committee Chair. The Committee will meet, discuss the request, and approve/disapprove the hardship request. Once a decision is made, the decision must be communicated to all 5 of the above positions.

HERDSMANSHIP/STABLE MANAGEMENT/SHEPHERDS: The Purpose of Herdsmanship/Stable

Management/Shepherds is for youth exhibitors to properly care for their livestock, small animals, pens, and equipment and ensure safety and to keep the animals and the surrounding areas clean and attractive at all times during exhibition. Educational displays and public relations are also an important component of Herdsmanship/Stable Management and are encouraged.

Herdsmanship/Stable Management/Shepherds judging begins on Tuesday of the Fair and ends Sunday. Judging will take place two times daily (times will not interfere with show times). You will look to your Barn Superintendent for specifics at your mandatory meetings that are set before Fair or Monday night of Fair.

Guidelines for Herdsmanship/Stable Management include, but are not limited to the following:

1. Animals are clean at all times with apparent grooming.
2. Animals are adequately cared for with proper feeding and watering.
3. Stalls/Pens are clean with the proper amount of bedding and equipment daily.
4. Tack and Feed areas are clean and neatly arranged. Forks, shovels, wheelbarrows and other equipment are hung and/or kept in a secure and safe manner.
5. Exhibitors share the alley areas and are required to keep it clean (raked &/or swept).
6. Proper courtesy and conduct is shown by exhibitors at all times and places.
7. All exhibitors are expected to participate in Daily Herdsmanship/Stable Management.

Barn Superintendents that supervise the Herdsmanship/Stable Management/Shepherds

Youth Beef: McKayla McLenithan & Joel McLenithan

Youth Dairy: Lori Hoyt


Horses: Mike Bentzen

Swine: Kelly Crandall

Goats & Sheep: Jeannette Mann & Lee Levine

Youth Rabbits: Sarah Lauder

Open Beef & Dairy Cattle: Amy Mattison



Washington County Fair Youth Market Livestock Auction

Sunday, August 30, 2026 at 6:00pm in the Beef Cattle Show Tent

Contact Persons: McKayla McLenithan ~ 518-796-6094

Joel McLenithan ~ 518-796-6721

The Washington County Fair is host to hundreds of youth livestock presenters each year. These talented young farmers spend many hours preparing their animals for presentation each August. Livestock projects demonstrate the values and character of farm life through cooperation among participants before and during the fair, a strengthened sense of community, and a commitment to the humane treatment of animals.

The Youth Market Livestock Auction offers a unique opportunity for the larger community to invest in the future of young farmers. Raising livestock for the fair requires significant time and expense for proper care, training, and preparation of the animals. Selling livestock at the fair market auction is an opportunity to earn that money back, save for college, reinvest in livestock, all while experiencing first-hand the economics of agriculture as a business.

AUCTION OBJECTIVE: The primary goal of the youth market auction is to encourage the exhibition and sale of high-quality livestock, including beef, sheep, swine, meat goats, poultry, and rabbits that have attained marketable weight and grade. Participants, including youth sellers and bidders/buyers, should be mindful that the prices paid for the animals may not necessarily reflect the prevailing market price at the time of the sale. The hope is that buyers will bid generously to cover the individual exhibitor's additional expenses. It is mandatory that any animal sold in the auction is suitable for processing at the time of the sale.

FAQ

What animals may be auctioned?

Steers or Market Heifers, Hogs, Lambs, Goats, Rabbits, Poultry

How many animals can I sell?

2 animals per species and 4 entries total

When do I need to own my animal(s)?

All auction animals must meet the ownership date requirement. Date of ownership is as follows:

Steers or Market Heifers: January 1, 2026

Hogs: March 1, 2026

Lambs: April 1, 2026

Goats: April 1, 2026

Other large poultry: May 1, 2026

Chicken: June 1, 2026

Rabbits: June 1, 2026

What is the minimum weight (at weigh in) and age (by August 24, 2026) my animal must be to participate in the auction?

Steers or Market Heifers: 1,000, at least 1 year and under 2 years of age

Hogs: 150 lbs, farrowed January 1st – May 20th, 2026

Lambs: 80 lbs, at least 3 months and under 1 year of age

Goats: 60 lbs, at least 6 months and under 1 year of age (must be meat or meat cross)

Rabbits: 3 lbs, at least 3 months and under 6 months of age

Poultry: 8 lbs, less than 6 months old

Do I have to show my animal at the Washington County Fair in order to participate in the Auction?

Yes. Your auction animal will also need to receive a blue or red ribbon in its class to participate.

How will my buyer purchase my animal?

All weighed animals will be sold by the pound. Poultry and rabbits will be sold by the lot. All buyers need to be present at the auction to bid on animals. Upon winning the bid, the buyer will make payment via check or money order to WCF.

What happens to my animal after the auction?

All animals sold at auction will go to a designated USDA or state custom approved slaughter facility. When a buyer requests the animal be processed for his own use, he/she takes possession of the processed carcass at the packinghouse. The cost of slaughter, processing and packaging is the buyer's responsibility.

How will I get my money?

You will receive your money via a check from the Washington County Fair after you have turned in a buyer thank-you note, and project record book and your animal has been dropped off at the butcher.

What fees are there?

A 3% commission will be deducted from the final purchase price to go toward expenses to build the program (i.e. buyer's dinners, marketing, advertising).

Who will pay for the processing?

The buyer will pay for the cost of processing when they pick up their meat.

Auction Requirements Checklist

1. Youth must complete and submit a record book upon completion of the project
2. Animals must meet all WCF health requirements, and pass all Vet Check.
3. Animals must be exhibited at the Washington County Fair.
3. Animals must meet the minimum weight requirements.
5. Youth must send 10 letters per species to potential buyers. Youth should also follow up with in-person visit to their potential buyers.

DEPT 01: OPEN HORSES

All horse exhibitors should follow the signs to the designated HORSE ENTRANCE AREA on Old Schuylerville Road.
Horses coming in for the day of show and not staying in the barn for the week, do not have access to stalls.

NO STALLIONS ARE PERMITTED.

Submission of an entry form for the show implies the exhibitor has read and will comply with all Health Requirements and Show Rules as contained herein.

THE FOLLOWING IS REQUIRED FOR ALL OPEN HORSE SHOWS/EVENTS AT THE FAIR

Who is Eligible?	Entries to the Washington County Fair OPEN GYMKHANA & OPEN HORSE SHOW are open to residents and non-residents of Washington County, NY.
Health Requirements	<p>Go to 2026 NY State Ag & Markets Health Requirements Ag. & Markets Animal Health Requirements For Admission to New York State and County Fairs can be found on page 20 - 32.</p> <p>-A Copy of your Coggins MUST be sent in with ALL PRE-ENTRIES! -Truck-In Exhibitors are required to provide a paper copy of their horse's COGGINS (EIA Test) to the Fair Attendant at CHECK-IN for the WCF to keep on file.</p> <p>All riders must still present their original Coggins & Rabies certificates when entering the Fairgrounds. Washington County Fair requires all Rabies Vaccinations to be administered at least 14 days prior to arrival on the fairgrounds and not more than 365 days prior to the arrival on the fairgrounds (the universal last day to get a Rabies Vaccine is August 9, 2026).</p>
Required Paperwork	<p>All Horse Exhibitors are required to turn in the following:</p> <ul style="list-style-type: none"> • A COMPLETED & Signed ENTRY FORM (one form per person), with Payment. Make checks payable to: WASHINGTON COUNTY FAIR, Inc. • A paper copy of Coggins (EIA Test) MUST be sent in with all entries.

SECTION 01: OPEN GYMKHANA

Saturday @ 3:00 pm: Open Gymkhana

Show Superintendents:

Scott Keyes 518-796-1079 or scottkeyes76@gmail.com and Meghan Mattison 518-879-8108 or grazinacresfarm@gmail.com

Entry Fees	Entry fee is \$6.00/class.
Arrival	CHECK - IN starts at 1:00 pm and ends at 2:30 pm Saturday. The show starts at 3:00 pm.
Dismissal	<p>Exhibitors not staying on the fairgrounds may leave at the conclusion of the show. We take pride in the cleanliness of our grounds. Water is available at the west side of the Horse parking lot.</p> <p style="text-align: center;"><i>Please clean up around the show arena area and your trailer before leaving.</i></p>

RULES & REGULATIONS FOR OPEN GYMKHANA EXHIBITORS & SHOW

1. Entries to the Washington County Fair OPEN GYMKHANA are open to residents & non-residents of Washington County NY.
2. Any ADULT (18 yrs old & over) riding an exhibited horse on the fairgrounds and in horse areas is strongly encouraged to wear a properly fitted, USPC (Pony Club) or ASTM/FEI-approved safety riding helmet.
3. **ALL PEEWEE & JUNIOR Riders/Exhibitors (17 yrs old & Under) are REQUIRED to wear a properly fitted, USPC (Pony Club) or ASTM/FEI-approved safety riding helmet.**
4. NO slip-on spurs are allowed.
5. Gymkhana classes REQUIRE Western saddles and attire (jeans, button down shirt, heeled boots, etc).

- 6. Riders need to know how to ride on their own. There are no lead-line classes.**
7. 5 Second penalties will be given for knocking down one barrel, pole, stake, or any piece of equipment. Knocking down more than one barrel, pole, stake, etc. will result in a disqualification. It is permissible to support or steady an obstacle with hands or feet during the course of a run.
- 8. Disqualifications include:**
- a) A deviation from the event pattern (Except for the PEE WEE Class) (ex: retracing your path to correct the pattern, circling back to retrieve a missed object, etc)
 - b) A fall off the horse at any time while the timer is running.
 - c) Cruelty to the horse or unsportsmanlike behavior. The Show Superintendent's decision is final.
 - d) The horse is out of control or unmanageable.
 - e) Failure to have a proper helmet on, or a helmet that is not properly buckled upon entering the arena.
 - f) Use of prohibited items of tack or equipment.
9. Riders may enter arena mounted or lead a horse into designated start areas.
10. Riders may exit the arena mounted provided their horse has come to a complete stop & is under complete control.
11. In the event of a tie for Champion & Reserve Standings, the tie will be broken based on the ARIZONA KEYHOLE Race result.
12. No horse can be ridden more than once in a class.
13. In the event of an electronic timer malfunction, riders will be offered a re-ride either immediately after their run, or at the end of the class.
14. No cell phone usage is allowed when mounted on a horse.

ALL HORSES MUST BE KEPT AT A WALK WHEN ENTERING and EXITING THE ARENA.

The Superintendent reserves the right to substitute events because of adverse arena conditions and also the right to introduce new rules as the need occurs.

The Rules & Regulations are subject to change without further notice.

Premiums for classes in this Department:

1st- \$16.00 2nd- \$14.00 3rd- \$12.00 4th- \$11.00 5th- \$10.00 6th- \$9.00

Ribbons will be awarded to the Grand and Reserve Champion of each division at the conclusion of the event.

Reminder: The Rider's age is based on their age as of January 1st of the current year.

Each rider may only enter ONE (1) DIVISION:

- ADULT – 18 yrs old & over as of January 1st**
- JUNIOR – 13 to 17 yrs of age as of January 1st**
- PEE WEE – 12 yrs old & under as of January 1st**

CLASSES:

- | | |
|--|--|
| 01 - Adult Pole Bending | 07 - Adult Cloverleaf Barrels |
| 02 - Junior Pole Bending | 08 - Junior Cloverleaf Barrels |
| 03 - Pee Wee Pole Bending | 09 - Pee Wee Cloverleaf Barrels |
| 04 - Adult Arizona Keyhole | 10 - Adult Ball & Chain |
| 05 - Junior Arizona Keyhole | 11 - Junior Ball & Chain |
| 06 - Pee Wee Arizona Keyhole | 12 - Pee Wee Ball & Chain |
| 13 - Open Double—Nut & Bolt | |

SECTION 02: OPEN HORSE SHOW

Sunday @ 9:00am

Superintendents: Joan Harris jharris0257@yahoo.com & Lorraine Forcier lorfor20@gmail.com

Entry Fees	Entry fee is \$6.00/class. May pay CASH or CHECK - if paying with CHECK - must leave and OPEN CHECK with Secretary at CHECK-IN payable to Washington County Fair.
Arrival	Exhibitor must provide Secretary with a paper copy of Coggins at the time of CHECK-IN. English Riders must be checked-in by 8:30 am Sunday. <i>The show begins at 9:00 am Sunday.</i> Western & Ranch Riders must be checked-in by 11:30 am Sunday unless exhibitors are participating in Conformation &/or Showmanship which are the first classes. Please see above for Health Requirements
Dismissal	<p>Exhibitors not staying on the fairgrounds may leave at the conclusion of the show.</p> <p>We take pride in keeping our grounds clean.</p> <p><i>Please clean up around your trailer and around the horse arena before you leave. Thank You.</i></p> <p>Youth Horses that are staying in the Youth Saddle Horse Tent for the week are not allowed to leave the fairgrounds until 9:30 PM Sunday Night.</p> <p>Forfeiture of premiums and future exhibitions may result from violating this rule.</p>

RULES & REGULATIONS FOR OPEN HORSE SHOW

1. Any ADULT (18 yrs old & over) riding an exhibited horse on the fairgrounds and in horse areas is strongly encouraged to wear a properly fitted, USPC (Pony Club) or ASTM/FEI-approved safety riding helmet.
2. YOUTH Riders (17 yrs old & Under) are REQUIRED to wear a properly fitted, USPC (Pony Club) or ASTM/FEI-approved safety riding helmet.
3. NO horse and rider combination may enter the same class more than once.
4. Horse/Rider combination cannot change Division after entering the first class.
5. If your horse is subject to kicking, a RED ribbon must be braided into the tail as a warning.
6. All participants must wear proper attire for their classes. Chaps are not allowed in Conformation or Showmanship classes, but are optional in all other Western classes.
7. NO martingales, tie-downs, mechanical hackamores, dropped nosebands, draw reins, etc. will be allowed.
EXCEPTION: If you use a hackamore due to a medical condition, please submit documentation from a licensed Veterinarian letterhead and signed by the Veterinarian. This documentation must be received, reviewed and approved prior to the show.
8. NO slip-on spurs are allowed.
9. **AQHA rules will be used as guidelines for this show.** However, some rules may be modified to suit the needs of this arena.
10. **Ranch horse classes will use American Ranch Horse rules as guidelines.** However, some rules may be modified to suit the needs of this arena. Please visit www.americanranchhorse.net for more information.
11. Any rider not having his/her horse under control, may be asked to leave the ring.
12. Unsportsmanlike conduct will not be tolerated.
13. The decision of the judge is final. Please do not approach the judge without first obtaining permission from the show superintendent.
14. The show superintendent will have the final decision.
15. Classes may be split by the superintendent. Awards and ribbons will be given to all classes.
16. The show superintendent reserves the right to cancel or combine classes. Refunds will be given only if the class is cancelled.
17. No cell phone usage when mounted on a horse.
18. **ALL HORSES MUST BE KEPT AT A WALK WHEN ENTERING and EXITING THE ARENA.**

Premiums for classes in this section:

1st -\$12.00 2nd - \$10.00 3rd - \$8.00 4th - \$7.00 5th - \$6.00 6th - \$5.00

DIVISIONS: Riders may enter only 1 division based on Age & Ability. Age is based on the rider's age as of Jan. 1st of current year.

- YOUTH W/T/J – 17 yrs of age & under** (ONLY WALK/TROT/JOG)
- YOUTH– 17 yrs of age & under** (walk, trot/jog, canter/lope, gallop)
- ADULT W/T/J – 18 yrs of age & over** (ONLY WALK/TROT/JOG)
- ADULT – 18 yrs of age & over** (walk, trot/jog, canter/lope, gallop)

Day End Championships will be given for each Division. All classes count towards Championship Awards.

SECTION 02: OPEN HORSE SHOW CLASS LIST

Show order follows the order of the classes as numbered, beginning with Conformation, Showmanship, English, Western, & Ranch.

CLASSES:

- 01 - Conformation – English – horses, ponies, & minis
- 02 - Conformation – Western – horses, ponies, & minis
- 03 - Conformation – Ranch – horses, ponies, & minis
- 04 - Showmanship – Youth Walk/ Trot/Jog
- 05 - Showmanship – Adult Walk/ Trot/Jog
- 06 - Showmanship – Youth
- 07 - Showmanship – Adult
- 08 - English Equitation – Youth W/T
- 09 - English Equitation – Adult W/T
- 10 - English Equitation – Youth
- 11 - English Equitation – Adult
- 12 - English Pleasure – Youth W/T
- 13 - English Pleasure – Adult W/T

- 14 - English Pleasure – Youth
- 15 - English Pleasure – Adult
- 16 - English Road Hack – Youth W/T
- 17. English Road Hack - Adult W/T
- 18. English Road Hack - Youth
- 19 - English Road Hack – Adult
- 20 - English Disciplined Rail - Youth W/T
- 21 - English Disciplined Rail - Adult W/T
- 22 - English Disciplined Rail – Youth
- 23 - English Disciplined Rail – Adult

24 - **Leadline** – Riders 6yrs old and under as of January 1st of the current year may participate. This is the first class to run after lunch break. Ribbon only award. There is no fee. HELMETS ARE REQUIRED.

- 25 - Western Horsemanship – Youth W/J
- 26 - Western Horsemanship – Adult W/J
- 27 - Western Horsemanship – Youth
- 28 - Western Horsemanship – Adult
- 29 - Western Pleasure – Youth W/J
- 30 - Western Pleasure – Adult W/J
- 31 - Western Pleasure – Youth
- 32 - Western Pleasure – Adult
- 33 - Western Road Hack – Youth W/J
- 34 - Western Road Hack - Adult W/J
- 35 - Western Road Hack - Youth
- 36 - Western Road Hack - Adult
- 37 - Western Disciplined Rail - Youth W/J
- 38 - Western Disciplined Rail - Adult W/J
- 39 - Western Disciplined Rail – Youth

- 40 - Western Disciplined Rail – Adult
- 41 - Ranch Riding – Youth W/J
- 42 - Ranch Riding – Adult W/J
- 43 - Ranch Riding – Youth
- 44 - Ranch Riding – Adult
- 45 - Ranch Pleasure – Youth W/J
- 46 - Ranch Pleasure – Adult W/J
- 47 - Ranch Pleasure – Youth
- 48 - Ranch Pleasure – Adult
- 49 - Ranch Reining – Youth W/J
- 50 - Ranch Reining – Adult W/J
- 51 - Ranch Reining – Youth
- 52 - Ranch Reining - Adult

DEPT 02: YOUTH SADDLE HORSES SECTIONS & CLASSES

All horse exhibitors are to follow the signs to the designated HORSE ENTRANCE AREA on Old Schuylerville Road.
Horses coming in for the day of show and not staying in the barn for the week, do not have access to stalls.

NO STALLIONS.

Youth Horse Show Schedule:


Tuesday @ 4:30 pm: Youth Dressage Show


Thursday @ 11:00 am: Youth English Show

Thursday @ 6:00 pm: Youth Gymkhana

Friday @11:00 am: Youth Western Show

Submission of an entry form for the show implies the exhibitor has read, understood, and will comply with all Health Requirements & Show Rules as contained herein.

Entry Fee & Eligibility	<p>No entry fee for any of the Youth Saddle Horse Sections.</p> <ol style="list-style-type: none"> All Youth Exhibitors must be residents of Washington County, NY, attending a school in Washington County NY or be a member of the following Washington County, NY Youth Organizations: 4-H, FFA, or Scouts. Youth Exhibitors must be 5 yrs. of age by December 1, 2026 and under 19 yrs of age as of January 1, of the current year.
Eligibility for Horses to Stay on the Fairgrounds for the Week of the Fair	<ol style="list-style-type: none"> Only YOUTH exhibitor horses may stay on the Fairgrounds for the week of the Fair. Stalls are limited to one(1) horse per youth exhibitor. A Stall Request Form must be completed and turned in with a completed Entry Form. Exhibitors whose horses are staying in the horse tent for the week must enter and participate in the Stable Management/Herdsmanship for the week (Info can be found on page 34). Exhibitors whose Horses are staying in the Horse Tent for the week must enter and show in their respective Youth Classes. Fun Classes & Costume classes do not qualify horses to stay in the tent for the week. <p style="text-align: center;">ALL Youth are encouraged to enter several sections in the Youth Saddle Horse Dept, especially if they plan on staying on the fairgrounds for the week.</p> <ul style="list-style-type: none"> All youth exhibitors entering the Youth English or Youth Western shows must enter & show in their respective Fitting & Showmanship class and at least one riding class. Exhibitors who enter classes, but do not show in them, will not be eligible to stay in the horse tent the following year. <p style="text-align: center;">OR</p> <ul style="list-style-type: none"> Youth exhibitors entering only the Dressage Division must enter and show in at least one class. Exhibitors who enter classes, but do not show in them, will not be eligible to stay in the horse tent the following year. <p style="text-align: center;">OR</p> <ul style="list-style-type: none"> Youth exhibitors entering only the Youth Gymkhana Division must enter and show in at least two riding classes. Exhibitors who enter classes, but do not show in them, will not be eligible to stay in the horse tent the following year. <ol style="list-style-type: none"> All Youth Exhibitors must be PRE-ENTERED to participate in the YOUTH HORSE SHOWS.
<p>STALL REQUEST & STALLING</p>  <p>New Info for 2026</p>	<ul style="list-style-type: none"> A Stall Request must be turned as a paper copy with entries or completed online, DEPT. 00. DEPT 00: STALL REQUEST (FAIRENTRY program) NO ONE other than the Barn Superintendent may make changes in the assignments. <ul style="list-style-type: none"> The consequence of an individual making changes to stall assignments will be a complete loss of premiums and the potential of being stalled last the following year. Superintendents will try to honor stall requests in placing animals; however, due to space limitations exhibitors may not get the location requested. If you are unable to bring your horse, every effort should be made to notify the BARN SUPERINTENDENT prior to the time of stall assignments. Stall Assignment information will be available after 9am Wednesday before the Fair. The Fair reserves the right to reject entries after capacity has been reached. ALL exhibitors are encouraged to decorate their exhibit in an appropriate manner.

<p>Health Requirements</p>	<p>Go to: 2026 NY State Ag & Markets Health Requirements or go to pages 21-32. The Washington County Fair REQUIRES that the Rabies Vaccination be administered at least 14 days prior to arrival on the fairgrounds and not more than 365 days prior to the arrival on the fairgrounds (universal last day to get rabies vaccination is August 9, 2026 for Fair).</p>
<p>ARRIVAL & VET CHECK</p> 	<p><u>HORSES STAYING ON THE GROUNDS FOR THE WEEK will be VET CHECKED OFF the TRAILER in the HORSE EVENTS PARKING LOT!</u></p> <ul style="list-style-type: none"> ● YOU NEED THE FOLLOWING Ready to present to attendants: <ol style="list-style-type: none"> 1) A Negative Coggins (EIA TEST). <u>A Copy of your Coggins MUST be sent in W/PRE-ENTRIES!</u> 2) A Rabies Vaccine <i>A veterinary clinic invoice is not sufficient proof of rabies vaccination.</i> <p><u>ARRIVAL of HORSES staying on the fairgrounds for the Week:</u></p> <ul style="list-style-type: none"> ● HORSES may arrive on SUNDAY from 4 pm to 6 pm OR MONDAY from 9 am to 11 am. ● Horses will be asked to be taken off the trailers to be compared to their Coggins, their Rabies Vaccine will be checked and recorded, & they will be evaluated by an Equine Vet for their Body Condition Score. Once approved, they can be walked over to the horse tent or reloaded and driven over to the horse tent to be stalled. ● If the Minimum Body Condition Score is not met, the horse will be sent home as it will not be able to stay on the fairgrounds for the week. However, the Horse & Rider will still be able to truck in for the shows entered on the day of shows.
<p>Truck - In Exhibitors Arrival & Dismissal</p>	<p>Horses trucking-in for the day are to enter at the identified HORSE EVENT entry on Old Schuylerville Road. Stop at the Gate and the Attendant will give you your Exhibitor Envelope.</p> <ul style="list-style-type: none"> ● There is NO Charge to The rider(s) and driver/parent. ● All others will be charged the regular daily entry fee (\$15.00), if they currently do not have a day/week pass for entry. <p>-Once in, a person appointed by the Fair will check & record your Coggins papers and Rabies: <i>A veterinary clinic invoice is not sufficient proof of rabies vaccination.</i></p> <p>-Truck-In horses do not have access to stalls. Water is available in the horse events parking area.</p> <p>-You should arrive at least 1 hour before your show to get checked-in and settled in. You may leave at the conclusion of your show. Please clean up the area around the trailer and horse arena before leaving.</p>
<p>DISMISSAL OF HORSES STAYING IN THE YOUTH HORSE TENT</p>	<p>HORSES STAYING ON THE GROUNDS FOR THE WEEK WILL NOT BE ALLOWED TO LEAVE THE Fairgrounds UNTIL 9:30 pm SUNDAY EVENING. All stalls must be cleaned by the exhibitor and then checked by the Barn Superintendent before leaving (this includes tack and feed stall).</p> <p>NOTE: All displays, exhibits and animals, must remain in place in their appropriate exhibit building, their show rings, wash areas, milking parlor, or taking part in their respective event or activity until the close of Fair. EXCEPTIONS: those being exhibited at NY State Fair, yearling and aged rams, and those approved by the NYS Veterinarian for health concerns.</p> <p>Forfeiture of premiums and future exhibitions may result from violating this rule.</p>

YOUTH SADDLE HORSE SHOW RULES & REGULATIONS

1. **YOU MUST BE PRE-ENTERED for ALL YOUTH HORSE CLASSES.** If you are not pre-entered, you will not be able to show.
2. All exhibitors in the Youth Shows are required to wear a properly fitted helmet which is USPC (Pony Club) approved or ASTM/SEI approved.
3. All participants must sign the entry form which includes a liability release. Those exhibitors that are under the age of 18 yrs. old, must have a parent or legal guardian sign for them.
4. Each exhibitor is responsible for reading and knowing the rules regarding all shows and gymkhanas they are participating in.
5. **Exhibitors may only enter ONE DIVISION: Based on Age & Ability (age is as of Jan. 1st, of this year)**
 - **BEGINNER WALK/TROT/JOG:** 10 years of age & under (only walk/trot/jog; Cannot canter/lope or gallop)
 - **YOUTH WALK/TROT/JOG:** Youth 11 yrs old to 18 yrs old (only walk/trot/jog; Cannot canter/lope or gallop)
 - **JUNIOR:** Riders 13 yrs. old & under (walk, trot/jog, canter/lope, & gallop - can perform all gaits)
 - **SENIOR:** Riders 14 yrs. old to 18 yrs. old (walk, trot/jog, canter/lope, & gallop- can perform all gaits)
6. Classes may be divided or combined at the discretion of the show superintendent.
7. Slip-on spurs are NOT permitted.

8. The Judge or Show Superintendent may dismiss any exhibitor from the ring, if in their opinion the horse is lame, unmanageable, or the exhibitor displays poor sportsmanship.
9. On show day, exhibitors bringing in horses are to enter the grounds off Old Schuylerville Road and enter through the HORSE EVENTS PARKING area.
10. **NO CELL PHONE USAGE WHILE MOUNTED ON A HORSE.**

Description of what is being judged in Horse Show Classes:

Fitting & Showmanship Classes: In these classes, the horse is shown in halter. The exhibitors are judged on how well they present their horse to the judge while performing a specific pattern. The ideal performance in this class is an exhibitor who is poised, confident, and neatly attired and an exhibitor and horse that quickly and efficiently perform the pattern promptly, smoothly, and precisely.

Equitation Classes: In these classes, the rider is being judged on position in motion, position of hands, and basic position. In general, the rider should have a workmanlike appearance, seat and hands should be light and supple conveying the impression of complete control should an emergency arise.

Pleasure Classes: In these classes, the horse is being judged on how it provides a pleasurable ride. To this end they are to perform all three gaits (walk, trot/jog, canter/lope) in both directions and stopping and backing in a relaxed comfortable manner. Horses are judged on their manner of going, responsiveness to the rider’s direction and smoothness of transitions between gaits.

Project Horse Classes: In these classes, 60% is judged on performance of horse and rider and 40% is judged on the knowledge the rider has. Often the judge will ask horse related educational questions of the rider.

Trail Classes: Trail classes are judged on the performance of the horse over obstacles with the emphasis on manners and responsiveness to the rider and the quality of movement.

Walk/Trot/Jog Classes: These classes are intended for beginner-level horse show divisions that are restricted to the Walk and Trot/Jog. They are designed for novice riders, young riders, and horses in training (excluding canter/lope/gallop). These classes focus on rider position, control, and BASIC horsemanship.

Points for All Youth Horse Shows (\$.45/pt):	Blue = 20 pts	Red = 15 pts	White = 10 pts
--	---------------	--------------	----------------

SECTION 01: DRESSAGE

Show: Tuesday @ 4:30 pm

Julia Houser Julia.Houser0@gmail.com

You will be given individual ride times. Please check the schedule and be ready at your scheduled time. Please be sure your tack is correct for the discipline you are riding. If you are not sure, contact the Superintendent. Please show at the level at which you are most comfortable.

Arrival & Dismissal	If trucking in for the day, you should arrive at least 1 hour before the start of the show to get checked in and settled in. You may leave at the end of the show. We take pride in keeping our grounds clean and picked up. We ask that you clean up around your trailer and the horse arena before you leave. Thank You.
Rules & Regulations	<ol style="list-style-type: none">1. ONLY SNAFFLE BITS ARE ACCEPTED.2. Tests will be ridden in a 20 m X 60 m Large Dressage Arena. Riders will enter the Arena on the inside and wait for the bell to ring. The rider then has 60 seconds to begin going down the centerline to start their test.3. Each exhibitor may ride 2 English Tests & 2 Western Tests & a musical ride for each seat (for a total of 6 rides).4. Ideally, tests should be memorized; however, the rider may have a READER if needed. The reader should know how to call a test & know the rules: http://dressagetoday.com (8 tips for calling a Dressage Test).5. Tests are available at: www.usdf.org/competitions/competitors/tests.asp and www.westerndressageassociation.org/wdaa-tests6. The superintendent reserves the right to change the level of the exhibitor rider.7. Ride Times will be posted. Be ready and plan accordingly.8. Contact the Superintendent with any questions.9. No cell phone usage while mounted on a horse.

SECTION 01: DRESSAGE

CLASSES:

- 01 - 2023 USDF Introductory Level - Test A (Walk/Trot)
- 02 - 2023 USDF Introductory Level - Test B (Walk/Trot)
- 03 - 2023 USDF Introductory Level - Test C (Walk/Trot/Canter)
- 04 - 2023 USEF Training Level Test 1 (Walk/Trot/Canter)
- 05 - 2023 USEF Training Level Test 2 (Walk/Trot/Canter)
- 06 - 2023 USEF Training Level Test 3 (Walk/Trot/Canter)
- 07 - English Freestyle Training Level (musical) (Walk/Trot/Canter)

- 08 - WDAA2022 Western Dressage Introductory Level Test 1 (Walk/Jog)
- 09 - WDAA2022 Western Dressage Introductory Level Test 2 (Walk/Jog)
- 10 - WDAA2022 Western Dressage Introductory Level Test 3 (Walk/Jog)
- 11 - WDAA2022 Western Dressage Introductory Level Test 4 (Walk/Jog)
- 12 - WDAA2022 Western Dressage Basic Level Test 1 (Walk/Jog/Lope)
- 13 - WDAA2022 Western Dressage Basic Level Test 2 (Walk/Jog/Lope)
- 14 - WDAA2022 Western Dressage Basic Level Test 3 (Walk/Jog/Lope)
- 15 - WDAA2022 Western Dressage Basic Level Test 4 (Walk/Jog/Lope)
- 16 - Western Freestyle Basic Level (musical) (Walk/Jog/Lope)

SECTION 02: YOUTH ENGLISH HORSE SHOW

Show: Thursday @ 11:00 am

Superintendents: Joan Harris: jharris0257@yahoo.com & Lorraine Forcier: lorfor20@gmail.com

Arrival & Dismissal	If trucking in for the day, you should arrive at least 1 hour before the start of the show to get checked in and settled in. You may leave at the end of the show. We take pride in keeping our grounds clean and picked up. We ask that you clean up around your trailer and the horse arena before you leave. Thank You.
Rules & Regulations	<ol style="list-style-type: none"> 1. AQHA Rules will be used as the guidelines for this show. 2. Dropped Nosebands, martingales, mechanical hackamores, draw reins, or other illegal equipment as specified in the show rule book will not be allowed while showing. 3. Slip-on spurs are NOT permitted. 4. Fitting & Showmanship is MANDATORY FOR ALL PARTICIPANTS. Horses or ponies are to be shown in a HALTER. Exhibitors will be asked to pose, walk, and trot. Cleanliness and general condition of the horse, the manners of the horse and the handler, and proper leading and turning techniques will be judged using the traditional method. 5. The following classes will be counted for the Day End Champion & Reserve Champion Awards of each Age Division. An asterisk will be assigned to pointed classes that will count towards day end champions. <ul style="list-style-type: none"> ● Fitting & Showmanship ● Equitation Classes - the rider is being judged ● Pleasure Classes - the horse is being judged ● Project Horse Classes - 60% judged on performance & 40% judged on knowledge. ● Trail Classes - Patterns to be posted outside the course - complete between 11am - 2 pm. 6. Exhibitors may only enter ONE AGE DIVISION: (age is as of January 1st, of this year) <ul style="list-style-type: none"> ● BEGINNER WALK/TROT/JOG: 10 years of age & under that only walk, trot/jog (cannot canter/lope or gallop) ● YOUTH WALK/TROT/JOG: Youth 11 yrs old to 18 yrs old that only walk, trot/jog (cannot canter/lope or gallop) ● JUNIOR: Riders 13 yrs. old & under (that walk, trot/jog, canter/lope, & gallop) ● SENIOR: Riders 14 yrs. old to 18 yrs. old (that can walk, trot/jog, canter/lope, & gallop). <p style="text-align: center;">THERE IS NO CELL PHONE USAGE WHILE MOUNTED ON A HORSE.</p>

CLASSES:

*01 -Fitting & Showmanship - Beginner Walk/Trot

*02 -Fitting & Showmanship - Youth Walk/Trot

*03 -Fitting & Showmanship - Junior

*04 -Fitting & Showmanship - Senior

~Grand Champion & Reserve Grand Champion Showman will be awarded

*05 -English Equitation - Beginner Walk/Trot

*06 -English Equitation - Youth Walk/Trot

*07 -English Equitation Junior

*08 -English Equitation - Senior

*09 -English Pleasure - Beginner Walk/Trot

*10 -English Pleasure - Youth Walk/Trot

*11 -English Pleasure - Junior

*12 -English Pleasure - Senior

*13 -English Trail - Beginner Walk/Trot

*14 -English Trail - Youth Walk/Trot

*15 -English Trail - Junior

*16 -English Trail - Senior

*17 -English Project Horse - Beginner Walk/Trot

*18 -English Project Horse - Youth Walk/Trot

*19 -English Project Horse - Junior

*20 -English Project Horse - Senior

21 -English Command - Beginner Walk/Trot

22 -English Command - Youth Walk/Trot

23 -English Command - Junior

24 -English Command - Senior

25 -English Pairs - Walk/Trot only. Open to all

26 -English Road Hack - Walk/Trot and extended Trot only (NO Jrs. or Srs)

27 -English Road Hack - Walk/Trot/Canter -will be asked to perform all gaits

28 -Fun Class - Beginners only

29 -Costume Class - must be created by the exhibitor. Provide a short descriptive paragraph about your costume to be read during the class.

(Classes 28 & 29 do not qualify for staying in the Horse tent for the week.)

SECTION 03: YOUTH GYMKHANA

Show: Thursday @ 6:00 pm

Superintendents:

Scott Keyes- 518-796-1079, scottkeyes76@gmail.com

Meghan Mattison- 518-879-8108, grazinacresfarm@gmail.com

Arrival & Dismissal	If trucking in for the day, you should arrive at least 1 hour before the start of the show to get checked in and settled in. You may leave at the end of the show. We ask that you clean up around your trailer and the horse arena before you leave as we take pride in keeping our grounds clean and picked up. Thank You.
Rules & Regulations	<ol style="list-style-type: none"> 1. Exhibitor's age is computed as of January 1st of this year. 2. All riders need to know how to ride on their own. There are NO LEADLINE CLASSES. 3. NO WHIPS, CROPS, OR BATS ALLOWED. 4. Blunt rowelled or unrowelled spurs are allowed. NO SLIP-ON SPURS ARE ALLOWED. 5. Five Second penalties will be given for the following: knocking down one barrel, pole, stake, or any piece of equipment. <ul style="list-style-type: none"> • Knocking down more than one barrel, stake, etc. will result in disqualification. • It is permissible to support/steady an obstacle with hands/feet during the course of a run. 6. Disqualifications include: <ul style="list-style-type: none"> • The Rider striking the horse with a free hand, reins, or any other part of the tack or equipment. • Off course, off pattern, wrong direction if specified, etc. • Fall off the horse any time while the timer is running • Cruelty to the horse or unsportsmanlike behavior. The Show Superintendent's decision is final. • The horse is out of control or unmanageable. • Failure to have the proper helmet on or the helmet is buckled improperly upon entering the arena. • Use of prohibited items of tack or equipment. 7. Gymkhana classes require Western Saddles & Attire (Jeans, button down shirt, heeled boots, etc.) 8. NO horse can be ridden more than once in a class. 9. In the event of an electronic timer malfunction the rider will be offered a re-ride either immediately after their run, or at the end of the class. 10. No cell phone usage while mounted on a horse.

AGE DIVISIONS for YOUTH GYMKHANA:

Age is as of Jan. 1st of the current year. Exhibitors may only enter ONE DIVISION.

PEE WEE: 10 yrs. old & Under

JUNIOR: 11 yrs. old - 13 yrs. old

SENIOR: 14 yrs. old - 18 yrs. Old

There are NO LEADLINE classes.

SECTION 03: YOUTH GYMKHANA

CLASSES:

01 - Senior Stakes

02 - Junior Stakes

03 - PeeWee Stakes

04 - Senior CloverLeaf Barrels

05 - Junior CloverLeaf Barrels

06 - PeeWee CloverLeaf Barrels

07 - Senior "Speed Ball"

08 - Junior "Speed Ball"

09 - PeeWee "Speed Ball"

10 - Senior Keyhole

11 - Junior Keyhole

12 - PeeWee Keyhole

13 - Senior "Big M" Race

14 - Junior "Big M" Race

15 - PeeWee "Big M" Race

16 - Senior 3-Legged Race

17 - Junior 3-Legged Race

18 - PeeWee 3-Legged Race

SECTION 04: YOUTH WESTERN HORSE SHOW

Show: Friday @ 11:00 am

Superintendents: Joan Harris: harris0257@yahoo.com & Lorraine Forcier: lorfor20@gmail.com

Contact the Superintendent with any questions.

Arrival & Dismissal	If trucking in for the day, you should arrive at least 1 hour before the start of the show to get checked in and settled in. You may leave at the end of the show. We ask that you clean up around your trailer and the horse arena before you leave as we take pride in our clean and picked up grounds. Thank You.
Rules & Regulations	<ol style="list-style-type: none"> 1. AQHA Rules will be used as the guidelines for this show. 2. Dropped Nosebands, martingales, mechanical hackamores, draw reins, or other illegal equipment as specified in the show rule book will not be allowed while showing. 3. Slip-on spurs are NOT permitted. 4. Fitting & Showmanship is MANDATORY FOR ALL PARTICIPANTS. Horses or ponies are to be shown in a HALTER. Exhibitors will be asked to pose, walk, and trot. Cleanliness and general condition of the horse, the manners of the horse and the handler, and proper leading and turning techniques will be judged using the traditional method. 5. Youth wishing to show Mini Horses may enter the appropriate Fitting & Showmanship class and Costume class. 6. The following classes will be counted for the Day End Champion & Reserve Champion Awards of each Age Division. An asterisk * will be assigned to pointed classes that will count towards Day-End Champion. <ul style="list-style-type: none"> ● Fitting & Showmanship ● Equitation Classes - the rider is being judged ● Pleasure Classes - the horse is being judged ● Trail Classes - Patterns will be posted outside the course - to be completed between 11:00 am - 2:00 pm. ● Project Horse Classes - 60% judged on performance & 40% judged on knowledge 7. Exhibitors may only enter ONE AGE DIVISION: (age is as of January 1st, of this year) <ul style="list-style-type: none"> ● BEGINNER WALK/TROT/JOG: 10 years of age & under that only walk, trot/jog; cannot canter/lope or gallop. ● YOUTH WALK/TROT/JOG: Youth 11 yrs old to 18 yrs old that only walk, trot/jog; cannot canter/lope or gallop. ● JUNIOR: Riders 13 yrs. old & under (walk, trot/jog, canter/lope, & gallop) ● SENIOR: Riders 14 yrs. old to 18 yrs. old (walk, trot/jog, canter/lope, & gallop) 8. No cell phone usage while mounted on a horse.

CLASSES:

(Classes 28 & 29 do not qualify for staying in the Horse Tent for the week.)

*01 -Fitting & Showmanship - Beginner Walk/Jog

*02 -Fitting & Showmanship - Youth Walk/Jog

*03 -Fitting & Showmanship - Junior

*04 -Fitting & Showmanship - Senior

~Champion & Reserve Champion Showman will be awarded~

*05 -Western Equitation - Beginner Walk/Jog

*06 -Western Equitation - Youth Walk/Jog

*07 -Western Equitation - Junior

*08 -Western Equitation - Senior

*09 -Western Pleasure - Beginner Walk/Jog

*10 -Western Pleasure - Youth Walk/Jog

*11 -Western Pleasure - Junior

*12 -Western Pleasure - Senior

*13 -Western Trail - Beginner Walk/Jog

*14 -Western Trail - Youth Walk/Jog

*15 -Western Trail - Junior

*16 -Western Trail - Senior

*17 -Western Project Horse - Beginner Walk/Jog

*18 -Western Project Horse - Youth Walk/Jog

*19 -Western Project Horse - Junior

*20 -Western Project Horse - Senior

21 -Western Command - Beginner Walk/Jog

22 -Western Command - Youth Walk/Jog

23 -Western Command - Junior

24 - Western Command - Senior

25 -Western Pairs - Walk/Jog only. Open to all

26 -Western Road Hack - Walk/Jog and extended Jog only (NO Juniors or Seniors)

27 -Western Road Hack - Walk/Jog/Lope & Gallop -will be asked to perform all gaits

28 -Fun Class - Beginners only


29 -Costume Class - must be created by the exhibitor. Provide a short descriptive paragraph about your costume to be read during the class.

SECTION 05: STABLE MANAGEMENT

CLASS: 01 Stable Management - ALL youth staying in the tent for the week MUST ENTER

Youth Horse Tent Superintendent: Mike Bentzen: Bentzenfarm@gmail.com

(Responsible for the Tent area, surrounding areas, and the area around the Horse Show Ring: maintaining cleanliness & keeping the area safe from any kind of hazard)

<p>Arrival & Dismissal</p>	<p>Horses may arrive: Sunday 4pm - 6pm or Monday 9am - 11am. All horses must have a Valid & up-to-date Coggins that matches the horse & Rabies Vaccine. *A local equine veterinarian will evaluate each horse for a minimum Body Condition Score for horses to stay on the grounds for the week. Enter by way of the Horse Events Parking Lot near Grounds Entrance. Check-In Agents are: Janet Brown & Jeannine Bentzen Dismissal is at 9:30 pm on Sunday, the last day of the Fair.</p>
<p>Stable Management</p>	<p>See pg. 34 for details and the Barn Supt will give you details and expectations at your Barn Meeting.</p>
<p style="text-align: center;">STALL REQUEST & STALLING</p>  <p style="text-align: center;">New Info for 2026</p>	<p>Each exhibitor is required to complete a Stall Request for their horse if staying on the grounds for the week. There is a limit of 1 horse per rider to stay. Stalls will be reserved on a first come, first served basis.</p> <ul style="list-style-type: none"> ● A Stall Request must be turned as a paper copy or completed online with entries. ● DEPT 00: STALL REQUEST (on FAIRENTRY program) ● NO ONE other than the Barn Superintendent may make changes in the assignments. <ul style="list-style-type: none"> ○ The consequence of an individual making changes to stall assignments will be a complete loss of premiums and the potential of being stalled last the following year. ● Superintendents will try to honor stall requests in placing animals; however, due to space limitations exhibitors may not get the location requested. ● If you decide to scratch your horse, every effort should be made to notify the BARN SUPERINTENDENT prior to the time of stall assignments. ● Stall Assignment information will be available no later than 9am Wednesday before the Fair. ● The Fair reserves the right to reject entries after capacity has been reached. ● ALL exhibitors are encouraged to decorate their stalls in an appropriate & inviting manner.
<p>Barn & Exercise Area</p>	<ol style="list-style-type: none"> 1. Only horses assigned a stall will be allowed in the horse tent area. 2. Exhibitors are responsible for providing their own feed, bedding, water pails, hay bags and cleaning tools (such as pitch forks, shovels, rakes, and wheelbarrows, etc). 3. Exhibitors are personally responsible for their tack and equipment. 4. Cooperation from exhibitors is requested to ensure the safety of all. 5. Exercising of horses will ONLY be allowed in the DESIGNATED AREAS. 6. Any Exhibitor who shows evidence of unethical practices will be dismissed. 7. NO RIDING DOUBLE AT ANY TIME. 8. HORSES with a tendency to kick other horses or people MUST WEAR A RED RIBBON IN ITS TAIL AT ALL TIME WHEN OUTSIDE OF ITS STALL. 9. Horses must NOT be left unattended outside of their stall. 10. Horses may NOT be mounted in the tent. 11. All exhibitors are expected to keep their stalls, & surrounding area, area outside the horse arena, & washrack clean of manure. 12. At the end of the Week, the Tent Supt will turn in the list of Exhibitors staying in the Tent with their Final Herdsmanship Scores and their Final Results. (Excellent Scores will receive a BLUE, Good Score will receive a RED, and a Worthy Scores will receive a WHITE (and the corresponding points will be awarded.) <p>* *The Tent Supt. will make the decision on the division of Excellent, Good, and Worthy scores and submit a report of those divisions and exhibitors' scores/Ribbon by 4pm Sunday (last day) to the Entry Office. Points for Youth Herdsmanship: Blue = 30 pts Red = 15 pts White = 0 pts</p>

DEPT 03: WASHINGTON COUNTY FAIR OXEN VERSATILITY CHALLENGE

SECTION 01: WASHINGTON COUNTY FAIR OXEN VERSATILITY CHALLENGE

Show: Tuesday Aug. 25th @ 11:00 am

Superintendent: Dale Hall 518-526-8148 Oxfamily1@juno.com

Submission of an entry form for the show implies the exhibitor has read and will comply with all Health Requirements and Show Rules as contained herein.

This challenge will be truck-in only, on the day of the show, with the exception of our “Educational Team Display”.

This show is open to residents and non-residents of Washington County, NY.
Oxen will enter the fairgrounds through the Horse Events Entrance and park accordingly.
All cattle may leave at the conclusion of the

Entry Fee: \$6.00/class

Incentives will be provided for all Teamsters that attend.

Premiums for both adult and junior (youth) classes: 1st - \$50.00 2nd - \$35.00 3rd - \$30.00 4th - \$25.00 5th - \$20.00

CLASSES:

01 - 4- Wheel Wagon - Adult

02 - 4-Wheel Wagon - Youth

03 - Log Skid - Adult

04 - Log Skid - Youth

05 - Single Ox Ground Drive Obstacle - Adult (limit 1 Entry Per Teamster)

06 - Single Ox Ground Drive Obstacle - Youth (limit 1 Entry Per Teamster)

Teamster of the Day Award - Adult - \$25.00 & Ribbon

Teamster of the Day Award - Youth - \$25.00 & Ribbon


Animal Health Requirements

Go to [2026 NY State Ag & Markets Health Requirements](#) or see pages 21-32.

Please refer to your local veterinarian with any questions.

DEPT 04: OPEN REGISTERED DAIRY CATTLE
DEPT 05: YOUTH REGISTERED DAIRY CATTLE

Submission of an entry form for the show implies the exhibitor has read, understood, and will comply with all Health Requirements and Show Rules as contained herein.

Show Superintendents:	Open Shows: Ruth McCuin 518-424-6707 Youth Shows: Cassie Fedler 518-796-1877
Barn Superintendents	Open Barns: Diane Smith 518-747-6182 (Open Dairy Barns 1,2,3,5,6,7) Youth Barn: Lori Hoyt 518-632-5251 (in charge of Herdsmanship in the Youth Dairy Barn) Open Dairy & Beef Herdsmanship: Amy Mattison 518-879-4697 (ammamholst@gmail.com)
Event Organizers	Best Dressed Calf: Rachel Rowland Little Britches & Over-the-Hill Showmanship: Brittany Novack Judging Contest: Kaylah Gulley & Kennedy Liddle Youth Fitting Contest: Lori Benson 518-744-7945
Entry Fees	Open classes: \$6.00/class Youth Classes: NO fee
Health Requirements	Go to 2026 NY State Ag & Markets Health Requirements or see pages 21-32.
YOUTH ONLY Non-Ownership Papers	4-H & Dairy Youth Show Exhibitors for NY State Fair & Washington County Fair are allowed two (2) non-owned dairy animals of which both can be shown at the Washington County Fair and the NY State Fair if they have met all of the qualifications. Dual designation of the animal(s) is not permitted in leasing. <p style="text-align: center;">Completed Non-Ownership papers are due to the CCE Office by 4:30 pm, MAY 31st.</p> Non-ownership certificates (Lease Animal Agreement) are available from the Washington County Cornell Cooperative Extension Office 101 Main Street, Argyle.
Required Paperwork Due w/Entries	<ol style="list-style-type: none"> 1. A Completed Entry Form w/Payment 2. A Completed Stall Request for each species entered (paper copy or Online Stall Request, Dept 00) 3. A Completed Camper Application w/Payment if appropriate.
Cattle Exhibitors Meetings	Dairy Exhibitors Meeting, 8/24/26 @ 7pm in the Dairy Show Tent before the Fitting Contest. Dairy & Beef Cattle Exhibitors Meeting, Sunday 8/30/26 @ 1:30 pm in the Beef Show Ring, after Judging Contest winners are announced. Cattle Committee Meeting, 9/23/25 @ 7:30 pm in the Fair Office.
<p style="text-align: center;">STALL REQUEST & STALLING</p>  <p style="text-align: center;">New Info for 2026</p>	<ul style="list-style-type: none"> • A Stall Request must be turned as a paper copy with entries or completed online. • DEPT 00: STALL REQUEST (on FAIRENTRY program) • NO ONE other than the Barn Superintendent may make changes in the assignments. <ul style="list-style-type: none"> ○ The consequence of an individual making changes to stall assignments will be a complete loss of premiums and the potential of being stalled last the following year. • If you have scratches, every effort should be made to notify the BARN SUPERINTENDENT prior to the time of stall assignments. If the actual number of animals that come to the fair is less than 20% of what has been confirmed without notifying the barn superintendent prior to stalls being assigned or a vet note, that is the only number of cattle you will be allowed to enter the following year. • Superintendents will try to honor stall requests in placing animals; however, due to space limitations exhibitors may not get the location requested. Superintendents may use other livestock barns. • Stall Assignment information will be available no later than 9am Wednesday before the Fair. • The Fair reserves the right to reject entries after capacity has been reached. • ALL exhibitors are encouraged to decorate their exhibit in an appropriate manner.

Ownership

-OWNERSHIP OF YOUTH LIVESTOCK must be by the date of JUNE 15th of the current year.

-Youth Livestock Exhibitors that own their animals must register animals in their name (not the farm name) for Youth Show Exhibition.

-All Youth exhibitors that have Non-Owned (leased) Animals must have filed their appropriate paperwork to the Cornell Cooperative Extension Office before 4:30 pm on May 31st.

- 1) 4-H & Dairy Youth Show Exhibitors for NY State Fair & Washington County Fair are allowed two (2) non-owned dairy animals of which both can be shown at the Washington County Fair and the NY State Fair if they have met all of the qualifications. Dual designation of the animal(s) is not permitted.
- 2) **Dual ownership with Youth & Syndicates are NOT allowed, with the exception of Dairy Cattle.**
- 3) **EXCEPTION: Dual ownership between siblings will be allowed as long as all of the following criteria are met:** (These rules are for both the Washington County Fair & NY State Fair, except for where stated)
 - a) **They are bona fide siblings:** sister, brother, step-sister/brother, half-sister/brother, adopted.
 - b) **For Washington County Fair:** All siblings on the registration paper of the animal(s) must fulfill Washington County Fair Eligibility Requirements including age requirements (pg.6).
 - c) **For NY State Fair:** All siblings on the registration paper of the animal(s) must be of 4-H age and are regular members (of a 4-H Club) as of Jan. 1st of the current year. Cloverbuds are NOT eligible. Entries entered through FFA or endorsed by a breed organization representative will need to follow 4-H rules on age and for the Dairy Youth Show.
 - d) **One sibling has to designate the animal as their project animal for the project year** by June 15th of the current year by filing and completing the animal identification form.
 - e) **Completed animal identification form(s) needs to be filed with the appropriate organization** (4-H Extension, FFA, or Breed Organization) to state youth designation by **June 15th**. A copy of this form also needs to accompany the State Fair Dairy Youth Entry Form being mailed to DAIRY YOUTH SUPERINTENDENT along with the other required documents stated on the Entry Form.
 - f) **Designation cannot change during the program year** and the animal must be shown and exhibited by the designated sibling.
 - g) **Bred & Owned recognition can be given to the designated youth** as long as dual ownership is a current and legal partnership filed with the breed organization.
- 6) No cattle may be entered or shown with papers pending.
- 7) All animals shown in the NYS Fair Youth Show must be registered with their associated Breed Organization.

Ownership of all OPEN CLASS livestock is to be by JULY 15th. Open class exhibitors must be residents of Washington County, NY. Owners must reside in Washington County, NY by July 15th of the current year.

In the case of joint or multiple ownership - one owner has to be a resident of Washington County, NY and the owner's address listed on the registration paper has to be a Washington County, NY address.

The Transfer Date will be used to determine ownership, not the issue date on the Registration Paper.

~NO PAPERS PENDING~

<p>VET CHECK OFF the TRAILER</p>	<p><u>BEEF CATTLE, DAIRY CATTLE, GOATS, SHEEP, AND SWINE ARRIVAL:</u></p> <ul style="list-style-type: none"> • VET CHECK ARRIVAL is off of Route 29. • ARRIVALS WILL TAKE PLACE ON SUNDAY: starting at 9 am and ending at 7 pm and • MONDAY: starting at 9 am and ending at 4 pm. • MUST FOLLOW THE TRAFFIC PATTERN PROVIDED ON PAGE 10 MAP. • NOTE: ALL TRUCK DRIVERS OR EXHIBITORS/EXHIBITOR REPRESENTATIVES MUST HAVE ALL OF THE REQUIRED HEALTH PAPERS FOR THE ANIMALS ON THE TRUCK AT THE TIME OF VET CHECK. <p>IT WOULD BE BEST TO HAVE THE EXHIBITORS/EXHIBITOR REPRESENTATIVES PRESENT TO ASSIST IN IDENTIFYING ANIMALS & UNLOADING.</p> <p>-All livestock are to be in place by 5:00 pm Monday, Opening Day of the Fair and must remain until 9:30 pm the following Sunday. For the safety of the animals, people, and vehicles. Livestock may not leave earlier unless the appropriate paperwork has been approved by the NY State Vet and filed with the Entry Office.</p> <p>-Placement of straw/hay and other supplies must allow for ventilation and wheelchair/stroller passage.</p> <p>-Livestock coming in on Sunday need to have an attendant at all times.</p> <p>-Use the one-way traffic pattern when bringing in supplies to the Fair. See map on the inside front cover of this Exhibitors' Handbook.</p>
<p>CHECK-IN (Done AFTER Vet Check)</p> <p>All Livestock Exhibitors must check-in with their Supt or Appointed Reps. for each Species</p>	<p>-Exhibitors MUST pick up their Exhibitor Envelopes in the Entry Office during the following Days:</p> <ul style="list-style-type: none"> • Saturday before Fair: 9am - 6pm • Sunday before Fair: 9am - 7pm • Monday of Fair: 9am - 5pm <p>-EXHIBITOR FOLDERS INCLUDE: Exhibitor Entry List (needed for Check-In), Show Numbers, appropriate # of Day-Passes, 2 Vehicle Hang Tags, other pertinent paperwork for Fair Week.</p> <p>-CHECK-IN takes place Sunday from 3:00pm - 6:00pm & Monday from 3:00 pm - 6:00 pm in the Dairy Show Tent after your animals have been VET CHECKED (& are approved by the State Vets to be on the fairgrounds).</p> <p>*YOU MUST BRING THE FOLLOWING TO CHECK-IN:</p> <ol style="list-style-type: none"> 1) Exhibitor Entry List with animals scratched that did not come & scratched classes that you are not going to be showing in. (X over the Entry #). 2) ORIGINAL Registration Papers (checking for ownership, dates, ages of animals & Entry Issues to verify that correct animals have been entered in correct classes) <p>If class adjustments need to be made they will be done at this time as well as post entries of Group Classes (which MUST be paid for at this time). The person/farm making the entry will receive the premium. Once complete, the exhibitor will sign off stating the entries and scratches are accurate. The scratches will not appear in the Judge's Book or Show Program.</p>
<p>Dismissal</p>	<p>NO DAIRY CATTLE ARE TO LEAVE THEIR BARN UNTIL 9:30 pm Sunday night, using the designated Dismissal Paths that can be found in Exhibitor Envelope. Gates for vehicle traffic will open @ 10:00 pm.</p> <p>NOTE: All displays, exhibits and animals, must remain in place in their appropriate exhibit building, their show rings, wash areas, milking parlor, or taking part in their respective event or activity until the close of Fair at 9:30 pm.</p> <p>EXCEPTIONS: those being exhibited at NY State Fair, yearling and aged rams, and those approved by the NYS Veterinarian for health concerns. Forfeiture of premiums and future exhibitions may result from violating this rule.</p>

It is the Exhibitor's responsibility to ensure that all cattle are clearly identified & the CVI is accurate. The CVI must include the species, age, sex, breed and owner's name, address, telephone number, vaccine manufacturer, date of vaccination, expiration date, veterinarian's signature, address & license number. Please check your CVI's for this information when it comes back to you. If there is an error, the earlier it is caught, the more time you have to get it corrected.

Please check your paperwork before you load cattle for the Fair.

DEPT. 04: OPEN REGISTERED DAIRY CATTLE & DEPT. 05: YOUTH REGISTERED DAIRY CATTLE

All animals in the Dairy Cattle Department must be registered & accompanied by their original registration papers as registration papers are the final proof of ownership. All original registration papers and health papers are to be brought to the fair and remain with the animal(s) for the duration of the week. Health papers will be checked during Vet Check.

<p>Rules & Regulations</p>	<ol style="list-style-type: none"> 1. A Dairy & Beef Cattle Exhibitor Information Sheet will be included in your Exhibitor Envelope. Please read it and be familiar with the information. 2. Exhibitors are responsible for keeping their animals under control, regardless of who handles them. 3. Exhibitors of herds or a representative must be present at all times. 4. Exhibitor harnesses are required to be used during the shows. 5. Only 1 exhibitor is allowed in the ring with an animal with the exception of group classes. 6. All animals MUST BE entered & shown in single classes in order to compete in group classes. 7. Post entries will be allowed for Group Classes only. If you wish to POST ENTER a Group Class, it must be done at Check-In and the fee is to be paid at that time. The person/farm making the entry will receive the premium. 8. Exhibitors are to follow designated Animal Paths when moving animals to & from barns, wash racks, & show arenas. 9. New Cattle Path for Dairy & Beef Cattle going to the Beef Show Tent from Barns 1, 2, & 3: ~Exhibitors w/Cattle will enter the South side of Barn 10, walking to the backside, entering the Cattle path Behind Barn 10, Swine Barn, & Poultry Barn to the Beef Show Tent holding area. New Cattle Path for Dairy & Beef Cattle going to the Beef Show Tent from Barns 4, 5, 6, 7: ~Exhibitors w/Cattle will enter the New Cattle Path at Inner Gate C that continues behind Barn 9, Barn 10, Swine Barn, & Poultry Barn to the Beef Show Tent holding area. 10. You must supply your own water tubs. 11. Superintendents try to honor all stall requests in placing animals; however, due to space limitations exhibitors may not get their requested place. 12. External application of cosmetics that affect the appearance of the animal may be used AFTER Health/Vet Check-In. 13. For any animal that needs to leave the Fairgrounds before the conclusion of the Fair, the Exhibitor MUST inform the BARN Superintendent who then needs to inform the Entry Secretary who will then contact the State Vet who is required to evaluate the animal before it leaves the grounds. Then the BARN Superintendent & State Vet MUST complete the appropriate paperwork before the animal leaves the fairgrounds (as per NYS Ag & Markets) and file it in the Entry Office. 14. For livestock leaving for NY State Fair: <ul style="list-style-type: none"> • Exhibitors who have entered livestock at the NY State Fair must have a Release Form properly filled out (available in the Entry Office). The Form must be signed by the Owner, Dept. Supt., NY State Ag.& Markets Vet/Technician, Entry Office Secretary. This form must be filed in the Entry Office. You should inform your BARN Supt. on or before 5:00pm Monday Opening Day of Fair and follow the above protocol. 15. Complaints/Protests concerning Judging & Barn Problems: <ul style="list-style-type: none"> • All protests concerning judging must be put in writing, signed, & must state clearly the complaint. It must be delivered to the Fair Office within 6 hours after the cause of the complaint/protest. • Problems or Concerns pertaining to Barns must be put in writing, signed, & must state plainly the problem/concern. These must be given to the BARN Supt. of the respective barn ASAP.
---------------------------------------	--

<p>YOUTH Show Rules & Regulations</p>	<ol style="list-style-type: none"> 1. There is a Limit of 10 animals per exhibitor. 2. All Youth must show their own animals. In the case of two entries in a class or group classes, the exhibitor shall choose another youth (under 19 years of age) to show the other animal and must wear the exhibitor's number. The youth chosen must meet the age requirements and follow the designated dress code and notify the Show Supt. 3. Only one (1) exhibitor is allowed in the ring with an animal with the exception of group classes. 4. ALL YOUTH MUST ENTER & PARTICIPATE IN SHOWMANSHIP & SHOW THEIR OWN ANIMAL IN ORDER TO BE ELIGIBLE TO SHOW IN BREED CLASSES & RECEIVE PREMIUMS. 5. DRESS CODE FOR ALL DAIRY CLASSES: long white pants & white sleeved shirts tucked in are required for all classes. Farm names, letters, or logos are not permitted on show attire. No hats are allowed. Consequence for not following stated dress code in Dairy & Beef will be the dropping of ONE AWARD (i.e. Blue to Red, Red to White, White to NO award). Violators must correct their wardrobe before re-entering the show ring. 6. If an animal is leased, the open department entry must be made in the owner's name, residency rules apply. 7. If an animal becomes unmanageable for any reason, the Superintendent has the right to excuse the animal from the class. If an animal is excused for safety reasons, the exhibitor will be awarded the "worthy" (white) place value. 8. All exhibitors in the Youth Barn will be entered in the Herdsmanship Contest. Flagrant violators will receive warnings & persistent violators will be sent home with no premiums paid. 9. Dual ownership or syndicates are not allowed. Exception: see page 50 for details. 10. Superintendents are NOT responsible for the exhibitors' behavior. Parents are responsible for providing supervision throughout Fair week. 11. Guide Person: If a Guide Person is needed, they need to be identified as a "GUIDE" and dress in a manner consistent with that species' show rules. 12. Youth Exhibitors of cattle who have earned a BLUE RIBBON may enter the OPEN Show by PAYING ENTRY FEE on the day of the Youth Show by 7pm Wednesday night with the exception of those youth who are leasing cattle.
<p>Show Ring Etiquette</p>	<ol style="list-style-type: none"> 1. The Washington County Fair follows the IAFE Code of Ethics which is included in the beginning of this Handbook. 2. Exhibitors are to be courteous to others in the show ring. 3. Exhibitors should watch and listen to directions from the judge and ring steward. 4. Exhibitors should display good sportsmanship (Spectators do not always understand the placing, but they do recognize good and poor sportsmanship). 5. Exhibitors should be at the ring in a timely manner. 6. For the YOUTH Show, Ring Attendants and Ring Stewards will be there to provide assistance if needed and will be appointed by the Show Superintendent.
<p>Animal Care during the Week of Fair</p>	<ol style="list-style-type: none"> 1. Exhibitors are responsible for keeping their animals under control, regardless of who handles them. 2. An attendant must be with cattle at all times during the day. Night security will patrol & check the barns at night. 3. Animal disclosure Agreement is included on your Entry Form. Please read carefully. 4. The exhibitor is responsible for feed, forage, and bedding throughout the week of the fair. 5. Exhibitors must bring their own water tub/buckets for their animals.
<p>Display of Animals</p>	<ol style="list-style-type: none"> 1. Farm Identification, family name and location should be visible for the public. 2. Exhibitors will participate in Herdsmanship as follows: YOUTH - All youth exhibitors in the Youth Dairy Barn and the Youth Livestock Barn will automatically be entered in this contest. The judging will take place during the week, every day 2 or 3 times a day beginning on Tuesday. Judging will occur between 9 am and 9 pm. Daily results will be posted in respective barns. (please note that this is not the parents' responsibility) OPEN - Each exhibitor will receive a packet on Monday, opening day of the fair.
<p>Wash Rack Courtesy</p>	<p><i>The Washington County Fair provides the wash rack facility for animal exhibitors.</i></p> <ol style="list-style-type: none"> 1. Please be respectful of the equipment. The power nozzles and hoses are expensive and are only to be used for washing animals. 2. Please scrape out any manure made by your animal by pushing it into the grates at the end. Scrapers are located in the wash rack area. Please leave them there for all to use. 3. Clean up your equipment when finished - soap, bottles, brushes, etc. Deposit empty bottles and other garbage in garbage cans that are provided. 4. Do not save spots at the wash rack. 5. Be courteous to fellow exhibitors. 6. Please give preference to animals on their show days (refer to the show schedule). 7. Please notify the Fair Office if wash rack equipment is not working properly ASAP. Equipment can only get fixed if it is reported.

Milking Parlor	<ol style="list-style-type: none"> 1. Hours of operation of the Milking Parlor will be posted on the AG. CENTER Bulletin Board. 2. Preference should be given to animals on their respective show day (refer to the schedule below). 3. BEFORE entering the Parlor, remove all teat sealants and give any injections - both of these procedures invoke too many questions from the public. 4. Please notify the Milking Parlor Attendant if you have any animals that are treated with Antibiotics or have to be treated during the week. 5. ALL TREATED or problem cows will be milked last.
Cattle & Livestock Paths	<ol style="list-style-type: none"> 1. NO livestock are to be on the midway, near food concessions, or in any public area not designated for animals. Animals must be in their appropriate exhibit building, show rings, wash areas, milking parlor, or taking part in their respective event or activity. Public Health and Biosecurity concerns prohibit animals from being taken around the Fairgrounds. 2. Cattle are not allowed near or around the Sheep. Sheep are not allowed near or around the Cattle (as per NYS Ag. & Markets Rules). 3. Please follow the designated paths when moving animals to and from barns, show rings, wash areas, and the milking parlor. Please see the map in your Exhibitor Envelope & page 2 of the Exhibitors' Handbook. 4. These paths have been designated for the safety of the public and the overall appearance (cleanliness) of our fairgrounds. 5. All exhibitors should assist in keeping these paths as clean as possible by cleaning up after their animals.

Dairy Cattle Show/Event Schedule:

Please note that show times are approximate, not exact.

Monday @ 7:00 pm: Dairy Exhibitors Meeting

Monday @ 8:00 pm: Youth Fitting Contest

Tuesday @ 9am: Youth Dairy Cattle Show

Ayrshire @ 9am

Brown Swiss @10am

Guernsey @11am

Holsteins @ 12 noon

Jerseys @ 4 pm

Milking Shorthorns @ 5:30pm

All Other Registered Dairy Breeds @ 6:30

Wednesday @ 9am: Youth Dairy Cattle Showmanship Show

Novice, then Regular Showmanship—Youngest to Oldest

Wednesday @ 7pm: Little Britches & Over the Hill Showmanship

Thursday: Day 1 of Open Dairy Cattle Show

Holsteins @ 9am

Guernsey @ 1pm

Milking Shorthorns @ 3pm

Other Registered Dairy Breeds @ 4pm

Friday: Day 2 of Open Dairy Cattle Show

Jerseys @ 9am

Ayrshire @ 12 noon

Brown Swiss @ 2pm

Friday: Best Dressed Calf @7pm in the Dairy Cattle Show Tent

Sunday: Dairy Judging Contest @ 11 am in the Beef Cattle Show Tent

Winners will be announced after the Cattle Exhibitors' Meeting @ 1:30 pm.

DEPT. 04: OPEN REGISTERED DAIRY CATTLE SECTIONS & CLASSES
DEPT. 05: YOUTH REGISTERED DAIRY CATTLE SECTIONS & CLASSES

****EACH BREED WILL HAVE A COMPLETE SHOW BEFORE MOVING TO THE NEXT BREED.****

All Dairy Breeds will follow the recommendations of national shows concerning purebred status for their appropriate breed. Consult the Show Superintendent with questions.

PDCA WILL BE FOLLOWED FOR ALL REGISTERED DAIRY CATTLE SHOWS. (Copies are available in the Entry Office)

For the SUPREME CHAMPION it will be mandatory for YOUTH to milk out, for OPEN milk out will be at the discretion of the exhibitor.

SECTION 01 - AYRSHIRE

SECTION 02 - BROWN SWISS

SECTION 03 - GUERNSEY

SECTION 04 - HOLSTEIN

SECTION 05 - JERSEY

SECTION 06 - MILKING SHORTHORN

SECTION 07 - OTHER REGISTERED DAIRY BREED

(Premiums pay out 1-10 places except for Holsteins which pays out 1-15 places except for Dry Cow and Group Classes)

Premiums for the following Open Classes:

1st -\$35.00 2nd -\$30.00 3rd -\$28.00 4th -\$26.00 5th-10th -\$24.00 Holsteins 11th - 15th - \$24.00
Points for All Youth Classes (.45/pt): Blue = 60 pts Red = 50 pts White = 35 pts

CLASSES: OPEN & YOUTH

- 01 - Spring Heifer Calf**—born 3/1/26—5/31/26 (at least 3 months old at show)
- 02 - Winter Heifer Calf**— born 12/1/25—2/28/26
- 03 - Fall Heifer Calf**— born 9/1/25—11/30/25
- 04 - Summer Yearling Heifer**— born 6/1/25—8/31/25
- 05 - Spring Yearling Heifer**— born 3/1/25—5/31/25
- 06 - Winter Yearling Heifer** — born 12/1/24—2/28/25
- 07 - Fall Yearling Heifer** — born 9/1/24—11/30/24 (not in milk)

Junior Champion & Reserve Junior Champion & Honorable Mention

Premiums for the following OPEN Classes:

1st -\$40.00 2nd- \$35.00 3rd- \$30.00 4th- \$28.00 5th - \$26.00 6th– 10th - \$24.00 Holsteins 11th - 15th -\$24.00

CLASSES: OPEN & YOUTH

- 08 - Fall Yearling in Milk/Summer Jr. 2 year old** - born 9/1/24 - 11/30/24
- 09 - Junior 2 year old Cow** – born 3/1/24—8/31/24
- 10 - Senior 2 year old Cow** – born 9/1/23—2/29/24
- 11 - Junior 3 year old Cow**— born 3/1/23—8/31/23
- 12 - Senior 3 year old Cow** – born 9/1/22—2/28/23

Intermediate Champion & Reserve Intermediate Champion & Honorable Mention – OPEN ONLY

CLASSES: OPEN & YOUTH

- 13 - 4 year old Cow – born 9/1/21—8/31/22
- 14 - 5 year old Cow – born 9/1/20—8/31/21
- 15 - 6 year old Cow & over – born before 9/1/20

Premiums for the following OPEN Classes:	1 st - \$35.00	2 nd - \$30.00	3 rd - \$25.00	4 th - \$23.00	5 th - \$23.00
--	---------------------------	---------------------------	---------------------------	---------------------------	---------------------------

CLASSES: OPEN & YOUTH

16 - Dry Cow of any age - must have calved at least once but is not presently milking. Dry cows cannot be shown in any other individual class but can be shown in group classes.

Senior Champion & Reserve Senior Champion & Honorable Mention
Grand Champion & Reserve Grand Champion & Honorable Mention

BEST UDDER for each breed, that has calved at least once and now in milk.
(Animals designated by Judge. Ribbon & \$32.00 for OPEN. Ribbon only for YOUTH.)

Champion Bred & Owned - Ribbon only award for each breed.

(These will be awarded after all Breed Classes are complete.)

All Breed Junior Champion & All Breed Reserve Junior Champion & Honorable Mention
All Breed Champion & All Breed Reserve Champion & Honorable Mention

Premier Breeder & Premier Exhibitor :	Banners will be awarded in each breed based on the following point system. The top 6 head will be counted.									
	1 st	2 nd	3 rd	4 th	5 th	6 th	7 th	8 th	9 th	10 th
Sr. Female Pts:	20	18	16	14	12	10	8	6	4	2
Jr. Female Pts:	10	9	8	7	6	5	4	3	2	1

GROUP CLASSES: OPEN ONLY

- 17 - Junior Best 3 Females – must be bred by the exhibitor but not necessarily owned by the same exhibitor.
(Premiums: 1st-\$40.00 2nd-\$35.00 3rd-\$30.00 4th-\$25.00 5th-\$25.00)
- 18 - Senior Best 3 Females – 2 years old & older
– must be bred by the exhibitor but not necessarily owned by the same exhibitor.
(Premiums: 1st-\$55.00 2nd-\$49.00 3rd-\$45.00 4th-\$40.00 5th-\$35.00)
- 19 - Exhibitor Herd – four animals (2-under 2yrs & 2-over 2yrs) Owned by exhibitor
(Premiums: 1st-\$46.00 2nd-\$41.00 3rd-\$36.00 4th-\$31.00 5th - \$25.00)
- 20 - Daughter-Dam – combination of any age, not necessarily owned by the same exhibitor.
(Premiums: 1st-\$40.00 2nd-\$35.00 3rd-\$30.00 4th-\$25.00 5th-\$25.00)
- 21 - Produce of Cow - Group to consist of two(2) offspring of any age from one (1) cow.
- The two offspring do not necessarily need to be owned by the same exhibitor.
(Premiums: 1st-\$40.00 2nd-\$35.00 3rd-\$30.00 4th-\$25.00 5th-\$25.00)

YOUTH ONLY CLASS:

- 22 - Best Bred & Owned - Youth are required to make an entry for this class if wanting to participate in it.
YOUTH - one animal per youth exhibitor. Class will be judged (Ribbon & Premium)
(The exhibitor must have owned the dam. The name listed as the breeder and owner on the registration certificate must be the same).

GROUP CLASSES: YOUTH ONLY

- 23 - Exhibitor Herd – 3 females owned by the same youth exhibitor
- 24 - Daughter – Dam – a daughter-dam combination of any age, not necessarily owned by the same youth exhibitor
- 25 - Produce of Cow – group to consist of two(2) female offspring of any age from one cow; not necessarily owned by the same youth exhibitor.

ALL YOUTH MUST ENTER and PARTICIPATE IN SHOWMANSHIP IN ORDER TO SHOW IN ANY OTHER CLASS.

Contests will be divided into age groups dependent on entries. Exhibitors must **PROVIDE AGE AS OF JANUARY 1st OF THE CURRENT YEAR.** Age Classes will be posted in Barns, Show Ring & Ag. Center. Showmanship classes will begin with the Novice Class first, then Youngest to Oldest. For further information please visit the following PDCA website or contact the superintendent.

<http://www.purebreddairycattle.com/pages/Literature.php>

Hardship Policy:

Youth Showmanship: If a youth animal exhibitor has only one animal and the animal was rejected at Vet Check and sent home, was not able to come, or for some valid health reason, could not participate on show day, the youth may request, under the Hardship Case, to show another youth's animal in showmanship.

The Hardship request is made by the exhibitor to a committee made up of at least 3 of the 5 following positions: the Show Superintendent, Entry Secretary, General Manager, Board President, or Species Committee Chair. The Committee will meet, discuss the request, and approve/disapprove the hardship request. Once a decision is made, the decision must be communicated to all 5 of the above positions.

SECTION 08: YOUTH SHOWMANSHIP (Wednesday @ 9am)

CLASSES: (Points for Showmanship Classes (.45/pt): Blue = 20 pts Red = 15 pts White = 10 pts)

01 - Novice Showmanship – youth 10 & UNDER and showing for the FIRST time at the Fair.

02 - Showmanship

The Master Showman Class will consist of the 1st & 2nd place winners of each division, except Novice.

Junior Master Showman & Junior Reserve Master Showman (11 year olds & under)

Master Showman & Reserve Master Showman (12 year olds & older)

SECTION 09: SPECIAL CONTESTS (YOUTH ONLY)

CLASSES:

01 - Best Dressed Calf (Friday @7pm. Ribbon only. Post-entries allowed-SIGN UP RINGSIDE.)

1. Contestants must be exhibitors in the Youth Show.
2. Only Spring or Winter calves may be used.
3. You may enter as an Individual (max. of 3 helpers) OR as a Group of more than 1 exhibitor (max of 3 helpers).
A total of 5 minutes will be allowed to dress calves. Contestants & Helpers may enter the ring already in costumes.
4. Awards will be given in both the Individual and Group categories.
5. Selection of winners will be made by a team of judges.

02 - Dairy/Beef Herdsmanship- (No entry Fee) Excellent Herdsmanship shows the public how proud we are to be in the Dairy/Beef business.

YOUTH - All youth exhibitors in the Youth Dairy Barn and the Youth Livestock Barn will automatically be entered into this contest, Herdsmanship judging will take place during the week 2 or 3 times a day, beginning on Tuesday of the fair. Judging will occur between 9 am and 9 pm. Daily Results will be posted in respective barns. Points for Youth Dairy Barn Herdsmanship: Blue = 30 pts, Red = 15 pts, White = 0 pts.

OPEN - Each exhibitor will receive a packet on the Monday of the Fair. See Amy Mattison for information.

03 - YOUTH FITTING CONTEST (no entry fee)

01: Intermediate Fitting Contest - youth who have reached their 13th birthday and not yet reached their 16th birthday as of contest date.

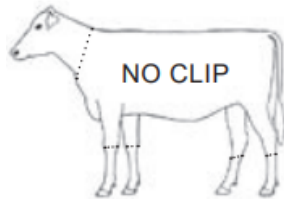
02: Senior Fitting Contest - youth who have reached their 16th birthday and not yet reached their 19th birthday as of contest date

Event Organizer	Lori Benson 518-744-7945
Details & Rules	<p>Takes place Monday, August 24, 2026 @ 8:00 pm in the Dairy Show Tent</p> <p>General Contest Rules:</p> <p>1) Open to youth 13-18 years of age as of the day of the contest. See divisions below.</p>

- 2) Contestants must provide an animal to fit. Contestants need not own the animal that they fit. Contestants are responsible for obtaining permission from the owner, if the animal is not his/her own. The animal must be entered in the Youth Show.
- 3) Only the head and head/neck and legs of the **heifer** may be clipped before the contest. See the diagram below.
- 4) Contestants must provide their own fitting equipment. Fitting chutes and personal assistants are **not** permitted for the Contest.
- 5) Contestant set-up begins at 9:30 am, Monday, in the Dairy Show Tent (holding area).
- 6) Contestants will have 60 minutes to fit their animal to show ready.
- 7) After the completion of fitting, each division will lead out for final fitting inspection, placings and reasons.
- 8) Awards will be presented at the conclusion of the Contest.

The following score card will be used:

Ease of handling equipment.....	20 points
Proper clipping technique on body.....	20 points
Proper topline hair grooming (including blowing & clipping).....	30 points
Hair is blended properly.....	10 points
Proper use of sprays and adhesives.....	10 points
Preparation completely finished.....	10 points



Only the animal's head/neck and legs may be clipped prior to the contest.

Intermediate Contest: Open to youth who have reached their 13th birthday and not yet reached their 16th birthday as of contest date.

Senior Contest: Open to youth whom have reached their 16th birthday and not yet reached their 19th birthday as of contest date.

OVERALL FITTER AWARD:

The First Place winner in each division will be in consideration for the OVERALL FITTER AWARD.

The Overall Fitter will be presented a cash award and plaque for their keeping. The Overall Fitter will also be awarded a custom embroidered jacket.

Intermediate Fitting Contest:

First Place: Winner receives a Set of Clippers and \$100 cash award

Second - Fifth Place: Winners receive a \$25 cash award.

Senior Fitting Contest:

First Place: Winner receives a Set of Clippers and \$100 cash award

Second- Fifth Place: Winners receive \$25 cash award

LITTLE BRITCHES & OVER-THE-HILL SHOWMANSHIP

Event Organizer	Brittany Novick ~ Contact information will be in your Exhibitor Envelope from the Entry Office.
Flyers will be posted around the Dairy Barns, Show Ring & the Ag. Center with more information.	<p>In a bid to raise money for the New Multi-Use Show Arena, the Washington County Fair is hosting the following:</p> <ul style="list-style-type: none">Little Britches Showmanship (5 yrs of age and under)Over-the-Hill Showmanship (19 yrs of age and older) <p style="text-align: center;">ON WEDNESDAY EVENING @ 7:00 PM</p> <p>The cost for Little Britches entry is \$10.00.</p> <p>Entries will be accepted at 6:30 pm at the Dairy Cattle Show Tent.</p> <p>To enter Over the Hill Showmanship you can nominate a past showman of your choice for \$10.00. But that showman can purchase a “get-out-of-the-showring” pass for \$20.00.</p> <p>We will be running two classes for Over-the-Hill Showmanship. A showman can be nominated many times. Space will be limited, so sign up as soon as possible with Brittany at the Fair.</p> <p>Contact information will be in your Exhibitor Envelope upon arrival.</p>

	<p>Washington County, NY and the owner's address listed on the registration paper has to be a Washington County, NY address.</p> <p>Owners must reside in Washington County, NY by July 15th of the current year.</p> <p>The Transfer Date will be used to determine ownership, not the issue date on the Registration Paper.</p>
<p>VET CHECK OFF TRAILERS</p> <p>See Pg. 11</p>	<p><u>BEEF CATTLE, DAIRY CATTLE, GOATS, SHEEP, AND SWINE ARRIVAL:</u></p> <ul style="list-style-type: none"> • The ARRIVAL ENTRANCE for VET CHECK is off of Route 29. • Arrivals will take place ON SUNDAY starting at 9 am and ending at 7 pm & MONDAY starting at 9 am and ending at 4 pm. • All Truck & trailers with livestock are to follow the ARRIVAL TRAFFIC PATTERN MAP for ANIMALS on Pg. 10 & follow posted signage. • All Truck Drivers OR Exhibitor OR Representative must have ALL HEALTH PAPERS REQUIRED FOR ALL ANIMALS on the trailer for VET CHECK. • It is strongly suggested that Exhibitors or Representatives should be present to assist w/ unloading & identifying animals.
<p>Additional Info. for Beef Cattle Check-In</p>	<p>ADDITIONAL INFORMATION:</p> <p>-All cattle are to be in place by 5:00 pm Monday, Opening Day of the Fair and must remain until 9:30 pm the following Sunday. For the safety of the animals, people, and vehicles, cattle may not leave earlier unless the appropriate paperwork has been approved by the NY State Vet and filed with the Entry Office.</p> <p>-Placement of straw/hay and other supplies must allow for ventilation and wheelchair/stroller passage.</p> <p>-Cattle coming in on Sunday need to have an attendant at all times.</p> <p>-Use the one-way traffic pattern when bringing in supplies to the Fair.</p> <p>-Exhibitors are to pick up their Exhibitor Envelopes in the Entry Office during the following Days:</p> <ul style="list-style-type: none"> • Saturday before Fair: 9am - 6pm • Sunday before Fair: 9am - 7pm • Monday of Fair: 9am - 5pm <p>-Show Numbers are included in your Exhibitor Envelope that you pick up in the Entry Office.</p>
<p>CHECK - IN</p> <p>See Pg. 12</p>	<p>*CHECK-IN will take place Sunday 2 pm - 6 pm and Monday 2 pm - 4 pm in BARN 9 by Inner Gate C at the Booth Farm exhibit. Paperwork cannot be checked until AFTER Vet Check.</p> <p>*Exhibitors MUST bring the following to CHECK-IN:</p> <ul style="list-style-type: none"> • Original Registration Papers for each animal - which will be checked to verify ownership, breeder, birthdates, and to check for any entry issues by the show supt or a committee appointed by the show supt. • The Commercial/Crossbred form(s) if applicable. • The Exhibitor Entry List Report - is the White &/or Green sheet that is in your Exhibitor Envelope with your list of entries in it. It is encouraged that you do your scratches on your sheet (cross out the entry # of those classes you are not entering) it will help at check-in. • If class adjustments need to be made (after checking registration papers) they will be done at this time as well as post entries of Group Classes (payment must accompany entry). The person/farm making the entry will receive the premium. Once complete the exhibitor will sign off stating the entries and scratches are accurate. The scratches will not appear in the Judge's Book or Show Program.
<p>Dismissal</p>	<p>NO BEEF CATTLE MAY LEAVE THEIR BARN UNTIL 9:30 pm Sunday using the designated Dismissal Paths (see map in Exhibitor Envelope). Gates for vehicle traffic will open @ 10:00 pm.</p> <p>NOTE: All displays, exhibits and animals, must remain in place in their appropriate exhibit building, their show rings, wash areas, milking parlor, or taking part in their respective event or activity until the close of Fair at 9:30 pm. EXCEPTIONS: those being exhibited at NY State Fair, yearling and aged rams, and those approved by the NYS Veterinarian for health concerns. Forfeiture of premiums and future exhibiting may result from violating this rule.</p>

Please check your paperwork before you load cattle for the Fair.

It is the Exhibitor's responsibility to ensure that all cattle are clearly identified & the CVI is accurate. The CVI must include the species, age, sex, breed and owner's name, address, telephone number, vaccine manufacturer, date of vaccination, expiration date, veterinarian's signature, address & license number. Please check your CVI's for this information when it comes back to you. If there is an error, the earlier it is caught, the more time you have to get it corrected.

<p>Rules & Regulations</p>	<ol style="list-style-type: none"> 1. Exhibitors are responsible for keeping their animals under control, regardless of who handles them. 2. Exhibitors of herds or a representative must be present at all times. 3. Exhibitor harnesses are required to be used during the shows. 4. Only 1 exhibitor is allowed in the ring with an animal with the exception of group classes. 5. All animals MUST BE entered & shown in individual classes in order to compete in group classes. 6. Post entries will be allowed for Group Classes only. If you wish to POST ENTER a Group Class it must be done at Check-In and the fee must be paid with the entry. The person/farm making the entry will pay the fee at the Entry Office and will receive the premium. 7. Exhibitors are to follow designated paths when moving animals to and from barns, show rings, wash areas, etc. Refer to the map in your Exhibitor Envelope. 8. New Cattle Path for Dairy & Beef Cattle going to the Beef Show Tent from Barns 1, 2, & 3: ~Exhibitors w/Cattle will enter the South side of Barn 10, walking to the backside, entering the Cattle path Behind Barn 10, Swine Barn, & Poultry Barn to the Beef Show Tent holding area. New Cattle Path for Dairy & Beef Cattle going to the Beef Show Tent from Barns 4, 5, 6, 7: ~Exhibitors w/Cattle will enter the New Cattle Path at Inner Gate C that continues behind Barn 9, Barn 10, Swine Barn, & Poultry Barn to the Beef Show Tent holding area. 9. You must provide your own water tub. Washington County Fair no longer supplies water tubs. 10. For any animal that needs to leave the Fairgrounds before the conclusion of the Fair, the exhibitor MUST inform the Superintendent who then needs to inform the Entry Office. The State Vet will be contacted and is required to evaluate the animal before it leaves the grounds. The Superintendent & State Vet MUST complete the appropriate paperwork before the animal leaves (NYS Ag & Markets) and file it with the Entry Office. For all cattle exhibitors wishing to attend the NY State Fair, you MUST notify your Supt. on or before 5:00pm Monday Opening Day of Fair and follow the above protocol. 11. Beef Cattle exhibitors that are housed in the Dairy Barns must be ready for their classes. As a reminder, there are NO speakers from the Beef Show Ring in the Dairy Barns.
<p>YOUTH Show Rules & Regulations</p>	<ol style="list-style-type: none"> 1. A Limit of 10 animals per exhibitor. 2. Youth must show their own animals. In the case of two entries in a class or group classes, the Exhibitor shall choose another youth to show the other animals and must wear the exhibitor's number. The youth chosen must meet the age requirements and follow the designated dress code. 3. Only one (1) exhibitor is allowed in the ring with an animal with the exception of group classes. 4. ALL YOUTH MUST ENTER & PARTICIPATE IN SHOWMANSHIP TO BE ELIGIBLE TO SHOW IN BREED CLASSES & RECEIVE PREMIUMS. Those in violation will not be eligible to show in any other classes. 5. DRESS CODE: Western Attire and is required for all classes. Farm names, letters, or logos are not permitted on show attire. NO ball caps are allowed. Violators must correct their wardrobe before re-entering the show ring. The consequence for not following the dress code will be the dropping of one award (ie: from blue to red, red to white, etc.) 6. Guide Person: If a Guide Person is needed, they need to be identified as a "GUIDE" and dress in a manner consistent with that species' show rules. 7. If an animal is leased, the open department entry must be made in the owner's name and residency rules apply. 8. If an animal becomes unmanageable for any reason, the Superintendent has the right to excuse the animal from the class. If an animal is excused for safety reasons, the exhibitor will be awarded the "worthy" (white) place value. 9. Dual ownership or syndicates are NOT allowed in the Beef Cattle Show. 10. Superintendents are not responsible for the exhibitors' behavior. Parents are responsible for providing supervision throughout fair week. 11. Youth exhibitors of cattle who have earned a BLUE RIBBON may enter the OPEN Show by paying the entry fee on the day of the Youth Show by 7pm Thursday night with the exception of those youth who are leasing cattle.

<p>Show Ring Etiquette</p>	<ol style="list-style-type: none"> 1. The Washington County Fair follows the IAFE Code of Ethics which is included on pg. 2 of this Handbook. 2. Exhibitors are to be courteous to others in the show ring. 3. Exhibitors should watch and listen to directions from the judge and ring steward. 4. Exhibitors should display good sportsmanship (Spectators do not always understand the placing, but they do recognize good and poor sportsmanship). 5. Exhibitors should be at the ring in a timely manner. 6. For the YOUTH Show, Ring Attendants and Ring Stewards will be there to provide assistance if needed and will be appointed by the Show Superintendent.
<p>Animal Care during the Week of Fair</p>	<ol style="list-style-type: none"> 1. Exhibitors are responsible for keeping their animals under control, regardless of who handles them. 2. An attendant must be with cattle at all times during the day. Night security will patrol and check the barns at night. 3. Animal disclosure Agreement is included on your Entry Form. Please read carefully & sign. 4. The exhibitor is responsible for feed, forage, and bedding throughout the week of the fair. 5. You must provide your own water tub.
<p>Display of Animals & Herdsmanship</p>	<ol style="list-style-type: none"> 1. Farm Identification, family name and location should be visible for the public. 2. Exhibitors will participate in Herdsmanship as follows: YOUTH - All youth exhibitors in the Youth Dairy Barn and the Youth Livestock Barn will automatically be entered in this contest. The judging will take place during the week, every day 2 or 3 times a day beginning on Tuesday. Judging will occur between 9am and 9 pm. Daily results will be posted in respective barns. (please note that this is not the parents' responsibility) OPEN - Each exhibitor will receive a packet on Monday, opening day of the fair by Amy Mattison, the Event Organizer
<p>Wash Rack Courtesy</p>	<p style="text-align: center;"><i>The Washington County Fair provides this facility for animal exhibitors.</i></p> <ol style="list-style-type: none"> 1. Please be respectful of the equipment. The power nozzles and hoses are expensive and are only to be used for washing animals. 2. Please scrape out any manure made by your animal by pushing it into the grates at the end. Scrapers are located in the wash rack area. Please leave them there for all to use. 3. Clean up your equipment when finished - soap, bottles, brushes, etc. Deposit empty bottles and other garbage in garbage pails. 4. Do not save spots at the wash rack. 5. Be courteous to fellow exhibitors. 6. Please give preference to animals on their show days (refer to the show schedule). 7. Please notify the Fair Office if wash rack equipment is not working properly ASAP. Equipment can only get fixed if it is reported.
<p>Cattle/Livestock Paths</p>	<ol style="list-style-type: none"> 1. NO livestock are to be on the midway, near food concessions, or in any public area not designated for animals. Animals must be in their appropriate exhibit building, show rings, wash areas, milking parlor, or taking part in their respective event or activity. Public Health and Biosecurity concerns prohibit animals from being taken around the Fairgrounds. 2. Please follow the designated paths when moving animals to and from barns, show rings, and wash areas. Please see the map in your Exhibitor Envelope. 3. These paths have been designated for the safety of the public and the overall appearance (cleanliness) of our fairgrounds. 4. All exhibitors should assist in keeping these paths as clean as possible by cleaning up after their animals.

BEEF CATTLE SHOW RING SCHEDULE FOR 2026:

Monday @ 7:00 pm

Beef Exhibitor Meeting

Tuesday @ 9:00 am

Meat Animal Weigh-In

Wednesday @10:00 am

Showmanship Practice w/Shawn Murphy

Thursday @ 12:00 pm

Youth Beef Cattle Show

Show order will be as follows:

- Youth Showmanship
- Meat Animals which include Feeders & Steers
- Bulls (Junior & Intermediate) of each Breed
- Female Classes of each Breed

Friday @ 11:00 am

Open Beef Cattle Show

Show order will be as follows:

- Meat Animals which include Feeders & Steers
- Bulls (Junior & Intermediate) of each Breed
- Female Classes of each Breed

Saturday ~ BEEF DAYS

- 11:00 am ~ Hay Throwing Contest
- 2:00 pm ~ Celebrity Showmanship
- 4:00 pm ~ Jackpot Show
- 6:00 pm ~ Over - The - Hill Showmanship

Sunday

- 11:00 am ~ Dairy Judging Contest
- 1:30 pm ~ Cattle Exhibitor Meeting
- 6:00 pm ~ Youth Market Livestock Auction**

DEPT. 06: OPEN BEEF CATTLE SECTIONS & CLASSES

DEPT. 07: YOUTH BEEF CATTLE SECTIONS & CLASSES

All beef breeds will follow the recommendation of national shows concerning purebred status for their appropriate breed.

For animals being shown in the SECTIONS of ANGUS through OTHER REGISTERED BEEF BREEDS, registration papers are required as they are the final proof of ownership. All original registration papers are to remain with the animal for the duration of the fair.

To add a Breed Division: There shall be a minimum of 3 animals, exhibited for 2 consecutive years, to qualify for a breed specific division. Similarly, there shall be an absence of 3 animals exhibited, for 2 consecutive years, to remove a breed division

SECTION 01 — MEAT ANIMALS (Animals in this section CANNOT be entered in the Registered Beef Breeds or Commercial/Crossbred Sections. **Exception:** a nursing feeder can be in the Commercial/Crossbred Section.)

SECTION 02 — ANGUS

SECTION 03 — BLONDE D'AQUITAINE

SECTION 04 — HEREFORD

SECTION 05 — SIMMENTAL

SECTION 06 — WHITE PARK

SECTION 07 — ALL OTHER REGISTERED BEEF BREED

SECTION 08 — COMMERCIAL/CROSSBRED BEEF CATTLE - if a Registered Cow has a crossbred calf, BOTH ANIMALS MUST BE ENTERED IN THE COMMERCIAL/CROSSBRED SECTION. If entering this section you **MUST complete the Commercial/Crossbreed form** and send in with entries. If you do not know info. asked for on this form; write "unknown". For Registration #; write "00".

*****SECTION 01 — MEAT ANIMALS*****

ALL Exhibitors entering animals in this section MUST complete the Commercial/Crossbreed form and send it in with their entries (this form can be downloaded online or there will be a link to fill out the form within the FairEntry Program).

Entries may be female or castrated males - need not be registered.

Premiums for the following OPEN classes: 1st—\$33.00 2nd—\$28.00 3rd—\$23.00 4th—\$21.00 5th-10th—\$19.00
Premiums for ALL YOUTH classes: Blue: 60 pts Red: 50 pts White: 35 pts

Meat Animal weigh in will be Tuesday @ 9:00 am. Once the Meat Animals are weighed in, they will be entered into their appropriate weight class as defined below.

CLASS:

01 - Feeder - animals that are at least 3 months of age and under 1 year of age.

WEIGHT CLASSES

-Feeder: Up to 500 lbs

-Feeder: 501—750 lbs

-Feeder: 751—999 lbs

****GRAND CHAMPION FEEDER & RESERVE GRAND CHAMPION FEEDER****

CLASS: (Open class premiums: 1st—\$28.00 2nd—\$23.00 3rd—\$21.00 4th—\$19.00 5th-10th—\$17.00)

02 - Pair of Feeders—the animals can be from same family/farm, but owned by different family members
(only 1 exhibitor can enter this class of 2 animals)

CLASS:

03 - Market Animal - animals that are at least 1 year of age and under 2 years of age.

WEIGHT CLASSES

-Market Animal: 1000—1200 lbs

-Market Animal: 1201 lbs & Over

****GRAND CHAMPION MARKET ANIMAL & RESERVE GRAND CHAMPION MARKET ANIMAL****

CLASS: (Open class premiums: 1st—\$28.00 2nd—\$23.00 3rd—\$21.00 4th—\$19.00 5th-10th—\$17.00)

04 - Pair of Market Animals—the animals can be from the same family/farm, but owned by different family members (**only 1 exhibitor can enter this class of 2 animals**)

******* ALL BULL BEEF CATTLE CLASSES WILL RUN BY BREED AFTER THE MEAT ANIMALS. *******
SECTIONS 02 - 08

Premiums for the following OPEN classes: 1st: \$36.00 2nd: \$31.00 3rd: \$26.00 4th: \$21.00 5th—10th : \$21.00
Points for ALL YOUTH classes: Blue: 60 pts Red: 50pts White: 35pts

All Champion Classes are Ribbon Only, unless otherwise specified.

CLASSES: OPEN & YOUTH by Breed

01 - Junior Bull Calf—born on or after March 1, 2026 and must be at least 3 months old day of show

02 - Intermediate Bull Calf— born Jan 1, 2026 to Feb 28, 2026

****BREED CHAMPION BULL & BREED RESERVE CHAMPION BULL****

ALL BREED CHAMPION BULL CALF & ALL BREED RESERVE CHAMPION BULL CALF

******* ALL FEMALE BEEF CATTLE WILL RUN BY BREED AFTER THE BULL CLASSES*******
SECTIONS 02 - 08

CLASSES: OPEN & YOUTH by Breed

03 - Junior Heifer Calf—born on or after March 1, 2026 and must be at least 3 months old day of show

04 - Intermediate Heifer Calf—born Jan 1, 2026 to Feb 28, 2026

05 - Senior Heifer Calf—born Sept 1, 2025 to Dec 31, 2025

06 - Summer Yearling Heifer—born May 1, 2025 to Aug 31, 2025

07 - Junior Yearling Heifer—born Jan1, 2025 to Apr 30, 2025

08 - Senior Yearling Heifer—born Sept 1, 2024 to Dec 31, 2024

***JUNIOR BREED CHAMPION & JUNIOR RESERVE BREED CHAMPION ***

CLASS: YOUTH ONLY

(This class is **ONLY** for YOUTH EXHIBITORS. This class does **NOT** exist in the Open Dept)

09 - Cow—without a nursing calf

Premiums for the following OPEN classes: 1st—\$41.00 2nd—\$36.00 3rd—\$31.00 4th—\$26.00 5th—10th: \$21.00
Points for the following YOUTH classes: Blue: 60pts Red: 50pts White: 35pts

COW/CALF CLASSES: BOTH COW & CALF MUST BE ENTERED IN THE SAME BREED SECTION.

Exception: castrated nursing calf born this year (from meat section)

Note: Calves shown in Cow/Calf classes must have been shown in their individual classes and be a **NURSING** Junior or Intermediate bull/heifer/feeder born this year.

CLASSES: OPEN & YOUTH

10 - Cow/Calf—Cow 2 to 3 yrs. old, w/a calf that is at least 3 mos. old on day of show

11 - Cow/Calf—Cow 4 to 6 yrs. old, w/a calf that is at least 3 mos. old on day of show

12 - Cow/Calf—Cow 7 yrs. & older, w/a calf that is at least 3 mos. old on day of show

****SENIOR BREED CHAMPION & SENIOR RESERVE BREED CHAMPION****

****BREED GRAND CHAMPION & RESERVE BREED GRAND CHAMPION****

GROUP CLASSES: OPEN & YOUTH (ONLY 1 exhibitor can enter a Group Class of 2 or more animals)

13 - Pair of Calves—calves may be from bull or heifer classes (junior, intermediate, or senior and can be from the same family/farm, but owned by different family members. **(only 1 person can enter this class of 2 animals)**)

14 - Pair of Yearlings—the female animals can be from same family/farm, but owned by different family members **(only 1 exhibitor can enter this class of 2 animals)**

15 - Best 2 Females—bred & owned by the same exhibitor. **Limit of 1 entry per exhibitor**
(Judged on your best 2 animals, not necessarily a pair.)

16 - Get of Sire—**(OPEN ONLY)** 3 animals sired by the same bull & owned by the same exhibitor, may include bull calves **(excludes Commercial/Crossbred Animals)**

****ALL BREED GRAND CHAMPION FEMALE & ALL BREED RESERVE GRAND CHAMPION FEMALE****

SECTION 09: SHOWMANSHIP ~ ALL YOUTH MUST SIGN UP & PARTICIPATE IN SHOWMANSHIP ~

(In Beef Showmanship the emphasis is on the showing of and control of the animal)

Showmanship classes will be held first during the YOUTH BEEF CATTLE SHOW.

(Points for Showmanship Classes: Blue = 20 pts Red = 15 pts White = 10 pts)

CLASSES:

17 - Novice Showmanship— Exhibitors ages 10 and under who are showing Beef Cattle for the first time anywhere.

18 - Showmanship—The contest will be divided into age groups. Exhibitors must provide AGE as of JAN. 1st.

****MASTER & RESERVE MASTER SHOWMAN****

SECTION 10: SPECIAL CONTESTS

CLASSES:

19 - Best Dressed Calf—(YOUTH ONLY) - Friday @7pm

(See the Dairy Cattle Dept. for information. Write the class on entry form. Post entries will be allowed.)

20 - OPEN Dairy/Beef Herdsmanship - (No entry fee) Excellent Herdsmanship shows the public how proud we are to be in the Dairy & Beef business.

YOUTH Exhibitors housed in open barns will be included in their family's Open Herdsmanship.

21 - YOUTH Beef Herdsmanship—no entry fee

Youth housed in Jr. Livestock Barn will automatically be entered in the **Jr. Beef Herdsmanship.**

Premier Breeder for Beef Cattle:

Breeder -the individual whose prefix appears on the Registry Certificate. This includes cattle shown by another exhibitor but bred by you.

Beef Premier Breeder & Premier Exhibitor points are based on all Open individual classes of Angus through All Other Registered Beef Breeds. Meat animals are not included. Group Classes are not included.

Premier Breeder & Premier Exhibitor Banners will be awarded for each breed. Based on OPEN classes of your top 6 animals.

Premier Breeder:	1st	2nd	3rd	4th	5th	6th	7th	8th	9th	10th
Points:	10	9	8	7	6	5	4	3	2	1

Jackpot Heifer and Steer Show:

Event Organizer: Brian Gilchrist ~ contact for entry

JACKPOT STEER & HEIFER: Entries will be taken in the Beef Barn #9, before the show.

1. Will be held Saturday, August 29th at 4:00 pm in the Beef Show Tent.
2. Jackpot entry fee is \$25 per class entered. Entry will be cash and entries will be taken fair week up until 12:00 the day of the show.
3. Top 3 places in both Jackpot Heifer and Jackpot Steer will be paid: Grand Champion will receive 50% of the jackpot, Reserve Grand Champion will receive 30% of the jackpot, and Honorable Mention will receive 20%.
4. Steers will be beef or beef crossbreed and will include both prospect steers (feeders) and market animals.
5. Steers will be weighed in on Tuesday, August 25 and will be shown by weight. Classes to be broken down at the fair after entries are received.
6. Heifer Eligibility. The show is open to any female beef or beef crossbreed heifer and will be judged as breeding females.
7. Heifers will be shown by breed. A minimum of 4 entries is required to make a breed show. Any breed not having 4 entries will show in the Any Other Registered Breed (AOB) show. There will also be a commercial/crossbred division.
8. Heifers will be shown by age, classes to be broken down at the fair after entries are received. First place in each class will then compete against each other for breed champion. Each breed champion will then compete against each other for the jackpot.
9. Entries are open to both youth and open exhibitors.

<p>for 2026</p>	<ul style="list-style-type: none"> ● Stall Assignment information will be available no later than 9am Wednesday before the Fair. ● The Fair reserves the right to reject entries after capacity has been reached. ● ALL exhibitors are encouraged to decorate their exhibit in an appropriate manner.
<p>VET CHECK Off trailers</p> <p>See Pg. 11</p>	<p><u>BEEF CATTLE, DAIRY CATTLE, GOATS, SHEEP, AND SWINE ARRIVAL:</u></p> <ul style="list-style-type: none"> ● The ARRIVAL ENTRANCE for VET CHECK is off of Route 29. ● Arrivals will take place ON SUNDAY starting at 9 am and ending at 7 pm & MONDAY starting at 9 am and ending at 4 pm. ● All Truck & trailers with livestock are to follow the TRAFFIC PATTERN MAP for ANIMALS on Pg. 10 & follow posted signage. ● All Truck Drivers OR Exhibitor OR Representative must have ALL HEALTH PAPERS REQUIRED FOR ALL ANIMALS on the trailer for VET CHECK. ● It is strongly suggested that Exhibitors or Representatives should be present to assist w/ unloading & identifying animals.
<p>CHECK-IN the Sheep & Goat Barn.</p> <p>See Pg. 12</p>	<p>CHECK-IN will take place Sunday or Monday <u>after</u> your animals have been Vet Checked. This should be complete by 6:00 pm Monday.</p> <p>YOU WILL NEED THE FOLLOWING:</p> <ol style="list-style-type: none"> 1) Original Registration Papers 2) EXHIBITOR ENTRY LIST WHICH IS IN YOUR Exhibitor Folder (that you get from the ENTRY OFFICE)~ It contains: Your EXHIBITOR ENTRY LIST, Show #'s, Passes, Vehicle Hang Tags, and other Exhibitor Information. <p>NOTE: You are doing scratches at this time X over the entry number of the class that you are not showing in. This should be completed by 6:00 pm on Monday. Please check with your Show Superintendents. Once complete the exhibitor will sign off stating the entries and scratches are accurate. The scratches will not appear in the Judge's Book or Show Program.</p>
<p>Dismissal</p>	<p>SHEEP MAY NOT LEAVE THEIR BARN UNTIL 9:30pm Sunday using the designated Dismissal Paths (see maps in Exhibitor Envelope. Gates for vehicle traffic will open @ 10:00 pm. Displays cannot be taken down or taken apart until 9:30 pm.</p> <p>NOTE: All displays, exhibits and animals, must remain in place in their appropriate exhibit building, their show rings, wash areas, milking parlor, or taking part in their respective event or activity until the close of Fair. EXCEPTIONS: those being exhibited at NY State Fair, yearling and aged rams, and those approved by the NYS Veterinarian for health concerns.</p> <p>Forfeiture of premiums and future exhibitions may result from violating this rule.</p>

RULES & REGULATIONS FOR OPEN & YOUTH SHEEP EXHIBITORS & SHOWS

1. Exhibitors are responsible for keeping their animals under control, regardless of who handles them.
2. Exhibitors of herds or a representative must be present at all times
3. All Youth livestock entries must be owned by JUNE 15th of the current year.
4. All Open livestock entries must be owned by JULY 15th of the current year.
5. All sheep must be registered with the approved breed registrar except for Grade Sections. Exhibitors showing grade sheep are to follow the directions in the Grade Sections.
6. All ages of animals will be determined as of September 1st.
7. In the 2yr old & older (aged Ewe) classes, NO EWE which has not raised a lamb is eligible to be shown.
8. All lambs entered must be under 1 year of age and at least 3 months of age by opening day of Fair.
9. All rams 1 year old or older may leave the fairgrounds Thursday after shows at the discretion of the Superintendent. The entry office should be notified and release papers filed.
10. Show halters are optional.
11. All animals must be entered & shown in individual classes in order to compete in group classes.
12. The Superintendent may divide classes for judging as he/she desires.
13. All livestock exhibitors wishing to remove a part of their exhibit in order to show at the NY State Fair MUST NOTIFY the Superintendent on or before 5:00 pm Monday Opening Day. **The Superintendent MUST complete the**

appropriate form from the Entry Office, sign off on the appropriate document, and witness the removal of the animal(s). For any animal that needs to leave the Fairgrounds before the conclusion of the Fair, the exhibitor **MUST** inform the Superintendent who then needs to inform the Entry Office. The State Vet is required to evaluate the animal before it leaves the grounds and complete the appropriate paperwork and file it in the Entry Office before the animal leaves the premises as per Ag & Markets regulations.

RULES & REGULATIONS FOR YOUTH SHEEP EXHIBITORS

1. For youth there is a Limit of 10 animals per exhibitor.
2. For Youth there is a Limit of 2 animals per class per exhibitor.
3. **For all youth livestock the animals must be registered in the Youth Exhibitor's Name, Not the farm name.** The exception is the Leased Animal Program (Non-Owned Animal Program).
4. All Youth must show their own animals. In the case of two entries in a class or group classes, the Exhibitor shall choose another youth to show the other animals and must wear the exhibitor's number. The youth chosen must meet the age requirements and follow the designated dress code.
5. **All youth must ENTER & SHOW in SHOWMANSHIP to be eligible to show in BREED classes & receive premiums.**
6. **Guide Person:** If a Guide Person is needed they need to be identified as a "GUIDE" and dress in a manner consistent with that species' show rules.
7. If an animal is leased, the open department entry must be made in the owner's name and residency rules apply.
8. If an animal becomes unmanageable for any reason, the Superintendent has the right to excuse the animal from the class. If an animal is excused for safety reasons, the exhibitor will be awarded the "worthy" (white) place value.
9. Superintendents are NOT responsible for the exhibitor's behavior. Parents & Clubs should arrange for chaperones throughout the week.
10. **Youth Exhibitors of sheep who have earned a BLUE RIBBON may enter the OPEN Show by PAYING THE ENTRY FEE on the day of the Youth Show by 7pm Wednesday night with the exception of those youth who are leasing sheep.**

SHEEP SHOW TENT SCHEDULE:

Wednesday @ 9:00 am: Youth Sheep Show

Thursday @ 9:00 am: Open Sheep Show

Friday @ 6:00 pm: Best Dressed Sheep

Sunday @ 11:00 am: Sheep & Goat Games

Sunday @ 2:00 pm & 4:00 pm: Sheep Shearing Demonstrations

DEPT. 08: OPEN SHEEP SECTIONS & CLASSES
DEPT. 09: YOUTH SHEEP SECTIONS & CLASSES

SECTION 01 —CHEVIOT

SECTION 02 —COTSWOLD

SECTION 03 —DORSET (POLLED)

SECTION 04 —FINN

SECTION 05 —ROMNEY

SECTION 06 —TUNIS

SECTION 07 —OTHER REGISTERED BREED

SECTION 08 —NATURAL COLORED SHEEP—All natural colored sheep will be judged under Natural Colored Wool Growers Assoc. Guidelines. All natural colored sheep must be registered with either their own breed Registry or the Natural Colored Wool Growers Assoc. Your animals MUST HAVE A LEGIBLE REGISTRATION & a USDA Scrapie registration tag that matches their Health Papers.

SECTION 09 —GRADE SHEEP (WOOL BREED) - no registration papers are required

SECTION 10 —GRADE SHEEP (MEAT BREED) - no registration papers are required

For Grade Sheep: When completing Entry Form or entering On-line, where Breeder name is asked, if unknown, write "UNKNOWN" & for Registration # write "0000".

SECTION 11 - MARKET LAMB: Must be EWES or WHETHERS ONLY. MUST BE SHORN. No registration papers are required. If entering this class, you can only be entered in MARKET LAMB Class - NO Ram or Ewe Classes.

Open & Youth Exhibitors may want to consider entering classes in the DEPT: OPEN & YOUTH WOOL & FIBER, FIBER ARTS Classes as well as the YOUTH DEPT: TEXTILES & NEEDLEWORK ARTS.

DEPT. 08: OPEN SHEEP SHOW

Thursday @9:00am

Superintendent: David Shippee & Tom Graves

Show Clerks: Rulyn Graves & Ruth Shippee

All Champion classes are Ribbon Only unless otherwise stated.

SECTIONS 1-10:

CLASSES: OPEN ONLY	First	Second	Third	Fourth
01 - Ram Lamb —over 3 mos.	\$17.00	\$15.00	\$14.00	\$12.00
02 - Yearling Ram —1yr. old	\$18.00	\$17.00	\$14.00	\$12.00
03 - Ram —2yrs old & over	\$19.00	\$17.00	\$14.00	\$12.00
BREED GRAND CHAMPION RAM & RESERVE GRAND CHAMPION RAM				
04 - Ewe Lamb —over 3 mos.	\$17.00	\$15.00	\$14.00	\$12.00
05 - Yearling Ewe —1yr. old	\$18.00	\$17.00	\$14.00	\$12.00
06 - Aged Ewe —2yrs old & over, must have raised a lamb this year	\$19.00	\$17.00	\$14.00	\$12.00

**** BREED GRAND CHAMPION EWE & RESERVE GRAND CHAMPION EWE ****

****BEST FLEECE ON ANIMAL****

****ALL BREED CHAMPION RAM***

****ALL BREED CHAMPION EWE****

SECTION 11: MARKET LAMB (New 2025)

CLASS:

01: Market Lamb ~ must be a ewe or whether only (cannot show in Ram or Ewe Classes)

(premiums: 1st = \$16.00 2nd = \$14.00 3rd = \$13.00 4th = 11.00)

Market Lambs will be Weighed on Tuesday @ 9:00 am. Classes will be created accordingly by weights and the number of animals entered.

****Grand Champion Market Lamb & Reserve Grand Champion Market Lamb****

Premiums for the following classes:	1st: \$24.00	2nd: \$19.00	3rd: \$14.00	4th: \$12.00
-------------------------------------	--------------	--------------	--------------	--------------

SECTIONS 01-10:

GROUP CLASSES: OPEN ONLY - All group classes can be from the same family/farm, but owned by different members.

07 - Pen of 3 Lambs—all rams, all ewes, or mixture

08 - Pair of Yearlings

09 - Best 2 Rams - limited to one entry per exhibitor (as these are your best 2 animals)

10 - Best 2 Ewes - limited to one entry per exhibitor (as these are your best 2 animals)

11 - Mixed Pair of the Same Age—entry consists of a ram and ewe of the same breed & same age.

12 - Daughter-Dam

13 - Flock—1 ram any age, 1 ewe 2yrs old or older, 1 ewe yearling, 1 ewe lamb

****SUPREME FLOCK—will be awarded from the First Place Flock of each Breed. Ribbon only award.****

DEPT. 09: YOUTH SHEEP SHOW

Wednesday @ 9:00 am

Superintendent: Lisa Proch w/Assistant: Jeannette Mann

All Champion classes are Ribbon Only unless otherwise stated.

Points for the following Youth classes:	Blue—40 pts.	Red—30 pts.	White—25 pts.
---	--------------	-------------	---------------

SECTIONS 1-10:

YOUTH CLASSES:

01 - Ram Lamb— over 3 months

02 - Ewe Lamb—over 3 months

03 - Yearling Ewe—1 yr old & under 2yrs. old

04 - Aged Ewe—2yrs. old & over, must have raised a lamb this year.

****Breed Grand Champion Ewe & Reserve Breed Grand Champion Ewe****

****Best Fleece on Animal****

****All Breed Grand Champion Ewe & Reserve All Breed Grand Champion Ewe****

****All Breed Grand Champion Ram & Reserve All Breed Grand Champion Ram****

SECTION 11: MARKET LAMB (New 2025) ~ (this is the class to enter for the Youth Livestock Market Auction)

01: Market Lamb ~ must be a ewe or whether only (cannot show in ewe or ram breed classes)

Market Lambs will be Weighed on Tuesday @ 9:00 am. Classes will be created accordingly by weights and the number of animals entered.

(Any animals entered in the Youth Livestock Market Auction must be of the minimum weight of 80 lbs and at least 3 months of age and under 1 year of age)

****Grand Champion Market Lamb & Reserve Grand Champion Market Lamb****

SECTIONS 01-10:

YOUTH GROUP CLASSES: all animals entered in group classes, must have been entered in their respective individual classes

05 - Pair of Lambs—must have been shown in their respective individual ram & ewe lamb classes.

(can be a pair of rams or pair of ewes)

06 - Mixed Pair of the Same Age—entry consists of a ram and ewe of the same breed and same age.

07 - Best 2 Females—limit one entry per exhibitor

08 - Daughter Dam—all do not need to be owned by the same youth

09 - Flock—1 lamb, 1 yearling, and 1 Ewe (all must have been shown in their respective individual classes)

*****SUPREME FLOCK—First place flocks from each breed will compete (ribbon only)*****

SECTION 12: SHOWMANSHIP

ALL YOUTH must sign up for & participate in SHOWMANSHIP in order to be eligible to show in their respective Breed classes.

Use age as of Jan. 1st.

CLASSES: (Points for Showmanship Classes: Blue = 20 pts Red = 15 pts White = 10 pts)

10 - Novice Showmanship—Exhibitor showing for the first time at the Fair (any age)

11 - Showmanship—may be divided up by age

*****MASTER SHOWMAN & RESERVE MASTER SHOWMAN*****

SECTION 13: SPECIAL CONTESTS

CLASSES:

12 - Barn Herdsmanship/Shepherds—Prizes to be awarded based on points received in daily inspections of displays in the barn and the display designs. Judging is based on attractiveness and educational components. All Sheep & Goat exhibits will be entered the competition. Additional information will be available from Superintendents.

13 - Best Dressed Sheep—may pre-enter, but post entries will be accepted. Competition to be held in the Sheep/Goat Show Tent Friday @ 6pm. The award will be a ribbon only. See “Best Dressed Calf Rules” in the Youth Dairy Department.

14 - Sheep & Goat Games - Please sign up here for some fun with your sheep on Sunday at 11:00 am in the Sheep & Goat Show Tent. (you can contact Laura Sherman with any questions you may have.)

	<p>be a Washington County, NY address. The Transfer Date will be used to determine ownership, not the issue date on the Registration Paper.</p>
<p>VET CHECK See Pg. 11</p>	<p><u>BEEF CATTLE, DAIRY CATTLE, GOATS, SHEEP, AND SWINE ARRIVAL:</u></p> <ul style="list-style-type: none"> • The ARRIVAL ENTRANCE for VET CHECK is off of Route 29. • Arrivals will take place ON SUNDAY starting at 9 am and ending at 7 pm & MONDAY starting at 9 am and ending at 4 pm. • All Truck & trailers with livestock are to follow the TRAFFIC PATTERN MAP for ANIMALS is on Pg. 10 & follow posted signage. • All Truck Drivers OR Exhibitor OR Representative must have ALL HEALTH PAPERS REQUIRED FOR ALL ANIMALS on the trailer for VET CHECK. • It is strongly suggested that Exhibitors or Representatives should be present to assist w/ unloading & identifying animals.
<p>CHECK-IN See Pg. 12</p>	<p>CHECK-IN will take place Sunday - Monday after your animals have been Vet Checked & be complete by 5:00 pm Monday. YOU WILL NEED THE FOLLOWING:</p> <ol style="list-style-type: none"> 1) Original Registration Papers 2) EXHIBITOR ENTRY LIST which is in your Exhibitor Envelope that you get from the ENTRY OFFICE ~ It also contains: Show #'s, Passes, Vehicle Hang Tags, and other Exhibitor Information. <p>NOTE: You are doing scratches at this time (X over the entry number of the class that you are not showing in.) This should be completed by 5:00 pm on Monday. Please check with your Show Superintendents. Once complete the exhibitor will sign off stating the entries and scratches are accurate. The scratches will not appear in the Judge's Book or Show Program.</p>
<p>Dismissal</p>	<p>GOATS MAY NOT LEAVE THEIR BARN UNTIL 9:30pm Sunday using the designated Dismissal Paths (see maps in Exhibitor Envelope. Gates for vehicle traffic will open @ 10:00 pm.</p> <p>NOTE: All displays, exhibits and animals, must remain in place in their appropriate exhibit building, their show rings, wash areas, milking parlor, or taking part in their respective event or activity until the close of Fair. EXCEPTIONS: those being exhibited at NY State Fair, yearling and aged rams, and those approved by the NYS Veterinarian for health concerns. Forfeiture of premiums and future exhibitions may result from violating this rule.</p>

GOAT SHOW SCHEDULE:

Tuesday

Youth Dairy Goat Showmanship @ 9am
Youth Dairy Goat Show following Showmanship
Youth Meat Goat Showmanship
Youth Meat Goat Show following Showmanship

Wednesday

Utility Goat Challenge @ 10:00 am in the Outdoor Goat Playground

Friday

Open Dairy & Meat Goat Show @ 9am
Best Dressed Goat/ Sheep @ 6pm

Saturday

Youth Fiber Goat Showmanship @ 9am
Youth Fiber Goat Show following Showmanship
Open Fiber Goat Show following the Youth Show

RULES & REGULATIONS FOR OPEN & YOUTH GOAT EXHIBITORS & SHOWS

1. Exhibitors are responsible for keeping their animals under control, regardless of who handles them.
2. Exhibitors of herds or a representative must be present at all times.
3. Ownership of all YOUTH livestock must be by the date of JUNE 15th of the current year.
4. Ownership of all OPEN livestock must be by the date of JULY 15th of the current year.
5. All goats must be registered with the approved breed registry and Recorded Dairy Goats are recognized by ADGA and should have registration papers.
6. MEAT Goats that are not registered are to be entered in the SECTION: COMMERCIAL/GRADE.
7. **NO Bucks are allowed.**
8. Dairy Goats must NOT have horns. Fiber or Meat Goats may have horns, but must have protection. Contact the Open or Youth Superintendents prior to bringing animals if you have questions.
9. No animals may be displayed, or entered, who are under 3 months of age by opening day of the Fair.
10. No animal will be housed if not entered in a class.
11. Goats are to remain in pens or in areas designated by Superintendents.
12. **Pens are to be cleaned by 9:30 am daily.**
13. ADGA Rules will apply unless otherwise stated.
14. Only those exhibitors 5 yrs. of age (by Dec. 1st of the current year) and older may be in the show ring.
15. Dairy & Meat Goats are to be shown with a halter or collar, exhibitor's choice.
16. Only 1 exhibitor is allowed in the ring with an animal with the exception of group classes.
17. **Exhibitors of Cashmere Goats are required to bring a sample of the animal's combings from the current year.**
18. All animals must be entered & shown in individual classes in order to compete in group classes.
19. The superintendent may divide classes for judging as he/she desires.
20. All livestock exhibitors wishing to remove a part of their exhibit in order to show at the NY State Fair MUST NOTIFY the Superintendent on or before 5:00 pm Monday Opening Day. **The Superintendent MUST complete the appropriate form from the Entry Office, sign off on the document, and witness the removal of the animal(s).**
21. For any animal that needs to leave the Fairgrounds before the conclusion of the Fair, the exhibitor MUST inform the Superintendent who then needs to inform the Entry Office. The State Vet is required to evaluate the animal before it leaves the grounds and complete the appropriate paperwork and file it in the Entry Office before the animal leaves the premises as per Ag & Markets regulations.

YOUTH GOAT SHOW SPECIAL INSTRUCTIONS, RULES & REGULATIONS

1. For youth there is a Limit of 10 animals per exhibitor.
2. For youth, an exhibitor may show only 1 animal per class.
3. **For all youth livestock, the animals must be registered in the Youth Exhibitor's Name, NOT the Farm Name.** The exception is the Leased Animal Program (Non-Owned Animal Program).
4. All Youth must show their own animals
5. Only one (1) exhibitor is allowed in the ring with animals with the exception of group classes or if a Guide Person is needed.
6. **ALL youth must ENTER & PARTICIPATE in SHOWMANSHIP to be eligible to show in their BREED classes And receive premiums. Identify age as of January 1st.**
7. For Showmanship: Neatness & appearance of the show person will be considered.
Dairy Goat Exhibitors must wear long white pants & white shirts with sleeves, tucked in.
Fiber & Meat Goat Exhibitors may wear western attire or show whites. Youth goat club shirts may be worn. Farm names, letters, or logos are not permitted on the show attire. No hats are allowed.
8. **Guide Person:** If a Guide Person they need to be identified as a "GUIDE" and dress in a manner consistent with that species' show rules.
9. Animals are to be clipped prior to arrival at the Fair, ideally 1-2 weeks before Fair.
10. All milking goats will be shown with no more than 18 hours of milk.
11. If an animal is leased, the open department entry must be made in the owner's name and residency rules apply.
12. The Judge or Superintendent may dismiss any exhibitor from the show ring, if in their opinion, the goat is unmanageable, lame or the exhibitor displays poor sportsmanship.
13. Superintendents are NOT responsible for the exhibitors' behavior. Parents & Clubs should arrange for chaperones throughout the week.
14. **Youth Exhibitors of goats who have earned a BLUE RIBBON may enter the OPEN Show by PAYING THE ENTRY FEE on the day of the Youth Show by 7pm Tuesday night with the exception of those youth who are leasing goats.**

DEPT. 10: OPEN GOAT SECTIONS & CLASSES
DEPT. 11: YOUTH GOAT SECTIONS & CLASSES

DAIRY GOATS

SECTION 01 —ALPINE

SECTION 02 —LAMANCHA

SECTION 03 —NIGERIAN DWARF

SECTION 04 —NUBIAN

SECTION 05 —OBERHASLI

SECTION 06 —SAANEN

SECTION 07 —SABLE

SECTION 08 —TOGGENBURG

SECTION 09 —RECORDED GRADE (as recognized by ADGA & have REGISTRATION PAPERS)

All Champion & Reserve Champion Classes are Ribbon only unless otherwise stated.

Premiums for the following OPEN classes:	1 st - \$15.00	2 nd - \$12.00	3 rd - \$10.00
Points for ALL YOUTH GOAT classes:	Blue – 40pts	Red – 30pts	White – 25pts

CLASSES:

- 01 - Junior Kid— 3+ to 6 months old
- 02 - Junior Kid— 6+ to 12 months old
- 03 - Junior Doe— 12+ to 24 months old

Premiums for the following OPEN classes:	1 st - \$17.00	2 nd - \$14.00	3 rd - \$11.00
--	---------------------------	---------------------------	---------------------------

CLASSES:

- 04 - Milking Doe—12+ to 24 months old
- 05 - Milking Doe—2+ to 3 yrs. old
- 06 - Milking Doe—3+ to 5 yrs. old
- 07 - Milking Doe—Over 5 yrs. old

****Senior Breed Champion & Reserve Senior Breed Champion****

****Grand Champion & Reserve Grand Champion****

****Best Doe in Show & Reserve Best Doe in Show****

****Best Udder****

****Best Junior Doe in Show & Reserve Best Doe in Show****

Premiums for the following OPEN classes:	1 st - \$19.00	2 nd - \$15.00	3 rd - 11.00
--	---------------------------	---------------------------	-------------------------

GROUP CLASSES:

- 08 - Get of Sire—3 animals (not necessarily owned by the same exhibitor) by the same buck
- 09 - Produce of Dam—2 does (not necessarily owned by the same exhibitor) by the same dam
- 10 - Daughter - Dam—owned by the same person or farm (for YOUTH all animals must be owned by the same youth exhibitor)
- 11 - Best 3 Females—owned by the same person or farm (for YOUTH all animals must be owned by the same youth exhibitor)

GROUP CLASS - OPEN ONLY:

- 12 - Dairy Goat Herd - 2 Milking Does & 2 Junior Kids (owned by the same person or farm)

****SUPREME HERD—will be awarded from the First Place Herd of each Breed. Ribbon only award.****

SECTION 14: YOUTH SHOWMANSHIP (MANDATORY SECTION FOR ALL YOUTH. Use AGE as of Jan. 1st.)

CLASSES: (Points for Showmanship Classes: Blue = 20 pts Red = 15 pts White = 10 pts)

- 16 - Novice Dairy Goat Showmanship—showing for the FIRST time at the Fair, any age
- 17 - Dairy Goat Showmanship—Show Superintendents will divide the classes by AGE

****Master Showman & Reserve Master Showman****

MEAT GOATS: Note that Meat Goat classes differ from Dairy Goat & Fiber Goat Classes.

SECTION 10 —BOER (registered & have registration papers)

SECTION 11 —MYOTONIC (registered & have registration papers)

SECTION 12 —COMMERCIAL/GRADE— This SECTION is for goats that DO NOT have Registration papers.

On the Entry Form/Online write/type "000" for the Registration # & write/type "unknown" if you don't know the breeder.

Premiums for the following OPEN classes:	1 st - \$15.00	2 nd - \$12.00	3 rd - 10.00
Points for the following YOUTH classes:	Blue – 40pts	Red – 30pts	White – 25pts

CLASSES:

01 - Junior Doe—3+ to 6 months old

02 - Junior Doe—6+ to 12 months old

****Junior Breed Champion & Reserve Junior Breed Champion****

CLASSES:

03 - Senior Doe—12+ to 24 months old

Premiums for the following OPEN classes:	1 st - \$17.00	2 nd - \$14.00	3 rd - 11.00
--	---------------------------	---------------------------	-------------------------

CLASSES:

04 - Senior Doe—2+ to 3yrs. old

05 - Senior Doe—3+ to 5 yrs. old

06 - Senior Doe—Over 5yrs. old

****Senior Breed Champion & Reserve Senior Breed Champion****

Premiums for the following OPEN classes:	1 st - \$15.00	2 nd - \$12.00	3 rd - 10.00
--	---------------------------	---------------------------	-------------------------

CLASSES: (This class would be the class to enter for a MARKET GOAT for the Livestock Auction if signed up)

07 - Wether—3 months to 12 months old (animals will be divided into weight classes by Supt. (using tap measure)

****Breed Grand Champion & Reserve Breed Champion****

****Best Meat Goat of Show & Reserve Best Meat Goat of Show****

GROUP CLASSES: (there are only 2 group classes in the Meat Goat Division)

08- Daughter Dam—owned by the same person or farm

09 - Best 3 Females—owned by the same person or farm

SECTION 14: YOUTH SHOWMANSHIP - This is a MANDATORY SECTION FOR ALL YOUTH. Use AGE as of Jan. 1st.

CLASSES: (Points for Showmanship Classes: Blue = 20 pts Red = 15 pts White = 10 pts)

18 - Novice Meat Goat Showmanship—showing for the FIRST time at the Fair, any age

19 - Meat Goat Showmanship—Show Superintendents will divide the classes by AGE.

****Master Showman & Reserve Master Showman****

FIBER GOATS:

SECTION 13 —FIBER GOATS

Open & Youth Exhibitors may want to consider entering classes in the OPEN & YOUTH WOOL & FIBER DEPT, FIBER ARTS Classes as well as the “YOUTH DEPT: TEXTILES & NEEDLEWORK ARTS.”

Premiums for the following OPEN classes:	1 st - \$15.00	2 nd - \$12.00	3 rd - 10.00
Points for ALL YOUTH Classes:	Blue—40 pts	Red—30 pts	White—25 pts

CLASSES:

01 - Junior Wether—3+ to 12 months old

02 - Senior Wether—1+ to 3 yrs. old

03 - Senior Wether—Over 3 yrs. old

****Grand Champion Wether & Reserve Champion Wether****

04 - Junior Doe—3+ to 6 months old

05 - Junior Doe—6+ to 12 months old

06 - Junior Doe—12+ to 24 months old (Never freshened, Kided)

****Junior Grand Champion & Reserve Junior Champion****

Premiums for the following OPEN classes:	1 st - \$17.00	2 nd - \$14.00	3 rd - 11.00
--	---------------------------	---------------------------	-------------------------

CLASSES:

07 - Senior Doe—12+ to 24 months (Freshened, Kided)

08 - Senior Doe—2+ to 3 yrs. old

09 - Senior Doe—3+ to 5 yrs. old

10 - Senior Doe—Over 5 yrs. old

****Senior Grand Champion & Reserve Junior Champion****

****Best Fiber Goat of Show & Reserve Best Fiber Goat of show****

Premiums for the following OPEN classes:	1 st - \$19.00	2 nd - \$15.00	3 rd - 11.00
--	---------------------------	---------------------------	-------------------------

GROUP CLASSES: *only enter a group class ONCE no matter how many animals are in the class.*

11 - Get of Sire—3 animals by the same buck (not necessarily owned by the same exhibitor)

12 - Produce of Dam—2 offspring by the same dam (not necessarily owned by the same exhibitor)

13 - Daughter-Dam—owned by the same person or farm

14 - Best 3 Females—owned by the same person or farm

SECTION 14: YOUTH SHOWMANSHIP (MANDATORY SECTION FOR ALL YOUTH. Use AGE as of Jan. 1st.)

CLASSES:

(Points for Showmanship Classes: Blue = 20 pts Red = 15 pts White = 10 pts)

20 - Novice Fiber Goat Showmanship—showing for the FIRST time at the Fair, any age.

21 - Fiber Goat Showmanship—Show Superintendents will divide the classes by AGE.

****Master Showman & Reserve Master Showman****

SHOWMANSHIP INFORMATION:

Showmanship: All YOUTH Exhibitors MUST Enter and provide AGE as of January 1st of current year. Ribbons will be awarded based on the Danish System. Judging will consider the following:

- Appearance of Animal.....40pts
 - Appearance of Exhibitor.....30pts
 - Presenting Animal in the Ring.....50pts
- TOTAL of 100 pts

SECTION 15: YOUTH SPECIAL CONTESTS

CLASSES:

- 22 - Best Dressed Goat**—to be held in Sheep/ Goat Show Ring Friday @6pm. Ribbon only award.
See “BEST DRESSED CALF” rules in the DAIRY Department.
- 23 - Goat & Sheep Games**—Sunday @ 11:00 am. **Please pre-enter this class.**
You may also find Laura Sherman to enter the day of the event.
- 24 - Milking Goat Demonstrations**—Sign up with the Superintendent on Monday of Fair.

Open & Youth Barn Herdsmanship/Shepherds— Prizes to be awarded based on points received in daily inspections of displays in barn and the display designs: attractiveness & educational components. All Sheep & Goat exhibits will be entered in competition. Additional information will be available from superintendents.

PREMIER BREEDER & PREMIER EXHIBITOR

A Banner will be awarded based on the following point system. The top 6 head will be counted. The form must be completed & submitted to be eligible.

	1 st	2 nd	3 rd	4 th	5 th	6 th	7 th	8 th	9 th	10 th
Sr. Female Pts:	20	18	16	14	12	10	8	6	4	2
Jr. Female Pts:	10	9	8	7	6	5	4	3	2	1

PREMIER EXHIBITOR – The exhibitor winning the most points, not to exceed six animals owned and exhibited by him/herself in the open individual classes, shall be designated the Premier Exhibitor.

- The Exhibitor is defined as the owner of the animal as it appears on the registration papers. Where a herd is registered in the names of different members of a family, and where the herd is one unit with the same herd prefix, all entries may be considered as exhibits of one exhibitor. The scale of points will be the same as that for determining Premier Breeder.

PREMIER BREEDER – The breeder winning the most points, not to exceed six animals in the open individual classes exhibited by himself and/or other exhibitors, shall be designated the Premier Breeder.

- The Breeder - defined as the owner of the dam at the time of service shall be considered the breeder of the animal as it appears on the registration papers. Where a herd is registered in the names of different members of a family, and where the herd is one unit with the same herd prefix, all entries may be considered as exhibits of one breeder.
- In order to compete for Premier Breeder you will need to fill out a PREMIERE BREEDER FORM with the Entry Office with entries. The form can be found online and at the Entry Office.

DEPT 12: UTILITY/WORKING GOAT CHALLENGE

Submission of an entry form for the show implies the exhibitor has read, understood, and will comply with all Health Requirements and Show Rules as contained herein.

The purpose of this department is to show the other uses for goats, predominantly their ability to be pack animals and navigate difficult terrain.

This show will take place in the Goat Play Yard on Wednesday @ 4:00 pm.

Show Superintendent	Miranda Duel MLDuel@gmail.com
Fee	\$3.00 per class
Health Requirements	Go to 2026 NY State Ag & Markets Health Requirements or see page 21-32.
Required Paperwork	-Completed Entry Form w/Payment -Completed Stall/Pen Request - if this goat is being shown in other Goat Shows and is already listed on your Stall/Pen request, you do not need to enter it again in a Stall Request.. If the goat is not entered in other classes then you will need to complete a stall/pen request for them.
ARRIVAL & DISMISSAL IS THE SAME AS GOAT DEPT.	Utility Goats will go through the same Vet Check & Check-In Process as all other goats. If you have questions, please contact the Entry Office.

SECTION 01: UTILITY/WORKING GOAT (Premiums for the following classes: 1st = \$16.00 2nd = \$14.00 3rd = \$11.00)

NOTE: NOVICE CLASSES are for those who have never done this before. This is the first time entering.

There are no water obstacles.

CLASSES:

01 - Junior Novice - ages 5-10 years old

04 - Intermediate - ages 11-17 years old

02 - Junior - ages 5-10 year old

05 - Senior Novice - ages 18 years old and older

03 - Intermediate Novice - ages 11-17 years old

06 - Senior - ages 18 years old and older

07 - High Adventure Award (Ribbon & Prize)

RULES

1. Goats must be well trained to walk on a leash. No pulling or dragging will be accepted.
2. Halters or collars will be accepted.
3. **Packs are optional, but will be provided & available for use.**
4. **Goats can be entered in other Department/Division as well (Dairy, Meat, or Fiber Goats. Any age of goat is acceptable, so long as they are fit, sound and healthy for activities**
5. Horns are acceptable.
6. Exhibitors may use a doe or wether. **NO BUCKS ALLOWED.**
7. Goats do not need to be registered.
8. Goats do not need to be clipped, but should be neat and clean, and fit for exhibition to the public.
9. Required Attire: Proper Hiking shoes, Pants and Tee shirt. Judging will take place outside in any given weather conditions (so long as it is safe for the animals, judges, and spectators). Be prepared for weather conditions.
10. Exhibitors and Animals will be asked to navigate an obstacle course of different objects & challenges (ranging from logs to rocks to small pools of water).
11. Exhibitors will be asked a series of questions that pertain to the outdoors, ie.items in their pack, first aid kits. Each exhibitor will be asked to list 5 Essential Items needed in every pack.
12. Those entering in the HIGH ADVENTURE AWARD will be provided with a Packet of information at the time of entry from the Superintendent.

PACK GOAT FITTING AND SHOWING SCORECARD

APPEARANCE OF ANIMAL	POINTS
<ul style="list-style-type: none"> ● Condition & Thriftiness - showing normal growth, neither too fat or too thin. 5 ● Hair - clean and properly groomed. 5 ● Hooves - trimmed and shaped to enable animals to walk & stand naturally. 5 ● Cleanliness - clean body from stains as much as possible, with special attention to clean legs, feet, tail area, nose, and ears. 5 	
APPEARANCE OF EXHIBITOR <ul style="list-style-type: none"> ● Clothes & Person - neat & clean, wearing appropriate hiking clothes and shoes for the weather. 5 	
SHOWING THE ANIMAL IN THE RING <ul style="list-style-type: none"> ● Leading - enter, leading the animal at a normal walk around the ring in a clockwise direction, Holding the lead or collar with the right hand. 30 *Goats should lead readily & respond quickly. You should work with your pack goat using the lead as you would on a trail, but you may hold the collar or halter if necessary for certain maneuvers. *Exhibitors should walk at a normal pace, not allowing the goat to get ahead or out of Control. No dragging of animals will be permitted. *The goat should be calm and respond quickly to your requests for maneuvers. *Poise, alertness and courteous attitude are all desired at all times. 	
QUESTIONS <ul style="list-style-type: none"> ● The exhibitor will be asked five questions concerning pack goats and hiking. 15 	
PACK GOAT TRAIL TEST **Packs are optional, but are encouraged** <ul style="list-style-type: none"> ● Appropriately fitted goat packs containing 10% weight or less for a goat under one year of age, and at least 10% and not more than 20% of the goat's weight for a goat over one year of age. **It is encouraged to have a pack on the goat but not necessary. ** <i>You will be asked the weight of your animals and the weight of the pack it can carry for its age and weight.</i> ● Lead Equipment should consist of a working collar or halter. ● The TEN essentials of Hiking will be carried on the person in a fanny pack, backpack or vest. **It is encouraged to carry them but not necessary. However, you do need to know all of them and will be asked to list them if you cannot show them** 	
THE TRAIL TEST The test shall consist of 10 obstacles. Each obstacle is worth (3 pts each for total of 30)	30

more details	<ul style="list-style-type: none"> ● It is strongly suggested that Exhibitors or Representatives should be present to assist w/ unloading & identifying animals.
<p>CHECK-IN</p> <p>See Pg. 12 for more details</p>	<p>CHECK-IN will take place Monday after your animals have been Vet Checked. This should be complete by 6:00 pm Monday.</p> <p>YOU WILL NEED THE FOLLOWING:</p> <ol style="list-style-type: none"> 3) Original Registration Papers 4) EXHIBITOR ENTRY LIST WHICH IS IN YOUR Exhibitor Folder that you get in the ENTRY OFFICE. It contains: Your EXHIBITOR ENTRY LIST, Show #'s, Passes, Car Passes, and other Exhibitor Information. <p>NOTE: You are doing scratches at this time, X over the entry number of the class that you are no longer entering. This should be completed by 6:00 pm on Monday. Please check with your Show Superintendents. Once complete the exhibitor will sign off stating the entries and scratches are accurate. The scratches will not appear in the Judge's Book or Show Program.</p>
Dismissal	<p>SWINE MAY NOT LEAVE THEIR BARN UNTIL 9:30pm Sunday using the designated Dismissal Paths (see map in your Exhibitor Envelope). Gates for vehicle traffic will open @ 10:00 pm.</p> <p>NOTE: All displays, exhibits and animals, must remain in place in their appropriate exhibit building, their show rings, wash areas, milking parlor, or taking part in their respective event or activity until the close of Fair. EXCEPTIONS: those being exhibited at NY State Fair, yearling and aged rams, and those approved by the NYS Veterinarian for health concerns.</p> <p>Forfeiture of premiums and future exhibitions may result from violating this rule.</p>

RULES & REGULATIONS FOR OPEN & YOUTH SWINE EXHIBITORS & SHOWS

1. All Swine for Open & Youth Classes must be farrowed on January 1st through May 20th of the current year.
2. Exhibitors are responsible for keeping their animals under control, regardless of who handles them.
3. Exhibitors of herds or a representative must be present at all times
4. All livestock are to be registered in the name of the individual Exhibitor, not the Farm name.
5. All Youth must show their own animals.
6. **ALL exhibitors must enter & show in Showmanship to be eligible to show in other Open & Youth classes.**
7. **All exhibitors must show in Western Attire. This will be required for all Champion & Reserve Classes as well. Please plan accordingly.**
8. **Guide Person:** If a Guide Person is needed, they are to be identified as a "GUIDE" and dress in a manner consistent with that species' show rules.
9. Gilts may be entered as Market Hog or Gilt. **The same Gilt CAN NOT be entered in both classes.**
10. Any YOUTH exhibitor must have shown in the YOUTH SWINE CLASSES to be eligible for the OPEN SWINE CLASSES.
11. **All Swine will be weighed (by tape) upon arrival at the fair to ensure they are entered in the proper class.**
12. Exhibitors are responsible for providing their own feed and bedding.
13. **ALL Youth Exhibitors must enter HERDSMANSHIP.**
14. The Superintendent may divide classes or combine classes for judging depending on the number of entries/class.
15. For any animal that needs to leave the Fairgrounds before the conclusion of the Fair due to illness the exhibitor MUST inform the Superintendent who then needs to inform the Entry Office. The State Vet is required to evaluate the animal before it leaves the grounds and complete the appropriate paperwork and file it in the Entry Office before the animal leaves the premises as per Ag & Markets regulations.
16. Youth Exhibitors of swine who have earned a BLUE RIBBON may enter the OPEN Show by PAYING THE ENTRY FEE on the day of the Youth Show by 7pm Tuesday night with the exception of those youth who are leasing swine.
17. **LIMIT of 1 swine per class per exhibitor for both YOUTH & OPEN.**
18. **OPEN CLASS SWINE ENTRIES (that are not already entered in the Youth Dept.) will be limited to space available and will be accommodated on a first come first served basis.**

SWINE SHOW SCHEDULE:

Tuesday: Youth Swine Show @ 9:00 am including Best Dressed Pig in a Pen

Wednesday: Open Swine Show @ 9:00 am

DEPT. 13: OPEN SWINE SECTIONS & CLASSES
DEPT. 14: YOUTH SWINE SECTIONS & CLASSES

Premiums for the following OPEN classes:	1 st - \$15.00	2 nd - \$12.00	3 rd - \$10.00	4 th - \$6.00
Points for the following YOUTH classes except Showmanship:	Blue = 40pts	Red = 30pts	White = 25pts	

SECTION 01: FITTING & SHOWMANSHIP—Required for both Open & Youth in order to show in other classes.

CLASSES: (Points for Youth Showmanship Classes: Blue = 20 pts Red = 15 pts White = 10 pts)

- 01 - Adult Showmanship -(OPEN ONLY) - 19+ yrs of age as of Jan. 1 of current year.
- 02 - Senior Showmanship—14 yrs—18 yrs of age as of Jan. 1 of the current year.
- 03 - Junior Showmanship—not yet 14 years of age as of Jan. 1 of the current year.
- 04 - Novice Showmanship—has never shown before.

~Master Showman & Reserve Master Showman~

SECTION 02: GILTS - Farrowed on January 1st through May 20th of the current year.

CLASSES:

- 01 - Light Weight Crossbred Gilt (150—200 lbs)
- 02 - Medium Weight Crossbred Gilt (201—250 lbs)
- 03 - Heavy Weight Crossbred Gilt (251—300 lbs)
- 04 - Light Weight Registered/Purebred Gilt (150—200 lbs)
- 05 - Medium Weight Registered/Purebred Gilt (201—250 lbs)
- 06 - Heavy Weight Registered/Purebred Gilt (251—300 lbs)

~Champion & Reserve Champion Crossbred Gilt~

~Champion & Reserve Champion Registered/Purebred Gilt~

SECTION 03: MARKET HOGS - Farrowed on January 1st through May 20th of the current year.

CLASSES:

- 01 - Light Weight Market Hog (150—200 lbs)
- 02 - Medium Weight Market Hog (201—250 lbs)
- 03 - Heavy Weight Market Hog (251—300 lbs)

~Champion & Reserve Champion Market Hog~

SECTION 04: FEEDER PIG—Farrowed on January 1st through May 20th of the current year.

CLASS: 01 - Feeder Pig (under 150 lbs)

~Champion & Reserve Champion Feeder Pig~

~~Best of Show Swine & Reserve Best of Show Swine~~

SECTION 05: HERDSMANSHIP - ALL YOUTH MUST ENTER (YOUTH ONLY)

CLASS: 01 - Swine Herdsmanship - based on the criteria below Monday evening through Sunday of Fair

Herdsmanship Criteria (Points for Youth Herdsmanship: Blue = 30 pts Red = 15 pts White = 0 pts)

1. Courtesy to other exhibitors and spectators.
2. Cleanliness and neatness of animals, aisles, bedding and pens.
3. Display of Barn/ Swine Pen decorations.
4. Personal knowledge about Swine—prepare for questions from spectators, such as information on how you have raised your swine.
5. Arrangement of feed, bedding, buckets, wheelbarrows (*empty*), brooms, etc.

SECTION 05: SPECIAL CONTESTS

CLASS: 01 - Best Dressed Pig in a Pen (YOUTH ONLY)

Please Check Out your animals with your Superintendent before you leave.

NOTE: All displays, exhibits and animals, must remain in place in their appropriate exhibit building, their show rings, wash areas, milking parlor, or taking part in their respective event or activity until the close of Fair. **EXCEPTIONS:** those being exhibited at NY State Fair, yearling and aged rams, and those approved by the NYS Veterinarian for health concerns. **Forfeiture of premiums and future exhibitions may result from violating this rule.**

RULES & REGULATIONS FOR OPEN & YOUTH POULTRY EXHIBITORS & SHOWS

1. Birds must be of acceptable age and condition or the superintendent will reject the entry.
2. All birds will be fed and cared for without charge. Coops will be furnished as far as possible.
3. **Exhibitors should be present for judging in this department.**
4. Single exhibitors in a class shall receive a second award unless the judge deems the exhibit outstanding.
5. All Chickens, Ducks, Turkeys, and Geese will be judged according to the Standards of Perfection.
6. Youth Departments will be judged using the Danish System: each exhibit judged is based on those Standards.
6. The Superintendent will create a separate class if there are at least 3 entries of the same breed in a class.
7. **Please see Superintendents on Monday to sign up for assisting in WATERING & FEEDING throughout FAIR WEEK.**
8. **AWARDS NIGHT IS Wednesday Night @ 6:30 pm**
9. For any animal that needs to leave the Fairgrounds before the conclusion of the Fair, the exhibitor **MUST** inform the Superintendent who then needs to inform the Entry Office. The State Vet is required to evaluate the animal before it leaves the grounds and complete the appropriate paperwork and file it in the Entry Office before the animal leaves the premises as per Ag & Markets regulations.

LIMITS:

1. **A limit of two(2) entries per any one class** may be made by one (1) exhibitor.

Example: 2 Barred Rock PULLETS or 2 Rhode Island Red HENS. You may enter more than one class for each breed –

Example: 2 Barred Rock PULLETS and 2 Barred Rock COCKERELS and 1 Barred Rock OLD TRIO.

2. **Limit of 30 ENTRIES per EXHIBITOR.**

3. Only Chickens can be shown as TRIOs which consists of 1 Male & 2 Females and may not be entered as single entries in this department.

All Entries will be entered by BREED & VARIETY & COLOR... If you do not know the Breed or Variety, PLEASE CALL your Superintendents! They are more than happy to help you with identifying your bird.

COURT OF HONOR (Ribbon Only)

BANTAM

Champion & Res. Champion AOCCL
Champion & Res. Champion Feather Leg
Champion & Res. Champion Game
Champion & Res. Champion RCCL
Champion & Res. Champion SCCL

GRAND & RES. CHAMPION BANTAM

WATERFOWL

Champion & Res. Duck
Champion & Res. Goose

GRAND & RES. CHAMPION WATERFOWL

TURKEY

Champion & Res. Turkey

LARGE FOWL

Champion & Res. Champion American
Champion & Res. Champion AOSB
Champion & Res. Champion Asiatic
Champion & Res. Champion Continental
Champion & Res. Champion English
Champion & Res. Champion Mediterranean
Champion & Res. Champion Production Bird

**GRAND CHAMPION & RES. GRAND CHAMPION
STANDARD CHICKEN**

ORNAMENTALS

Champion & Res. Champion Guinea
Champion & Res. Champion Pheasant &
Gamebird

Champion & Res. Champion Pigeon

**GRAND CHAMPION & RES. GRAND CHAMPION
ORNAMENTAL**

SUPER GRAND Champion Bird of Show & RESERVE SUPER GRAND Champion Bird of Show

DEPT. 15: OPEN POULTRY SECTIONS & CLASSES
DEPT. 16: YOUTH POULTRY SECTIONS & CLASSES

Premiums for the following OPEN classes:	(Individuals 1 st - \$6.00 2 nd - \$4.00)	(Trio's 1st - \$11.00 2nd - \$6.00)
Points for All YOUTH Poultry classes:	Blue – 10pts	Red – 8pts White – 6pts

For this department you must Identify a SECTION, a VARIETY and a CLASS & COLOR!!

When entering your bird, please identify it with a Name or a Number (for example: Hen 1, Hen 2 and please use the same number when entering in Open & Youth so we do not double up on the bird).

For each of the following sections you must choose a Class as Listed Below:

CLASSES: & definition

01 -Pullet—female under 1 yr old

03 -Cockerel—male under 1 yr. old

05 -Young Trio—1 cockerel & 2 pullets

02 -Hen—female over 1 yr. old

04 -Cock—male over 1 yr. old

06 -Old Trio—1 cock & 2 hens

BANTAMS

SECTION 01 —BANTAM ALL OTHER COMB CLEAN LEG (AOCCL)

Breed:

01 -Amerauca
 02 -Buckeye
 03 -Chantecler
 04 -Cornish

05 -Crevecoeur
 06 -Cubalaya
 07 -Houdan
 08 -KO Shamo

09 -LaFleche
 10 -Malay
 11- Other AOCC

SECTION 02 —BANTAM FEATHERED LEGGED

Breed:

01 -Belgian Bearded D’Uccle
 02 -Booted(non-breaded)
 03 -Brahma
 04 -Cochin

05 -Faverolles
 06 -Langshan
 07 -Silkie (non-bearded)
 08 -Silkie (bearded)

09 -Sultan
 10 -Other Bantam Feather Legged

SECTION 03 —BANTAM GAME

Breed:

01 -American Game

02 -Modern Game

03 -Old English Game

SECTION 04 —BANTAM ROSE COMB CLEAN LEG (RCCL)

Breed:

01 -Ancona-Rose Comb
 02 -Araucana
 03 -Belgian Bearded
 d’Anver
 04 -Dominique
 05 -Dorking-Rose Comb

06 -Hamburg
 07 -Leghorn-Rose Comb
 08 -Minorca-Rose Comb
 09 -Nankin
 10 -Redcap
 11 -Rhode Island Red

12- Rhode Island White
 13 -Sebright
 14 -Wyandotte
 15 -Other RCCL

SECTION 05 —BANTAM SINGLE COMB CLEAN LEG (SCCL)

Breed:

01 -American Serama
 02 -Ancona-Single Comb
 03 -Andalusian
 04 -Australorp
 05 -Campine
 06 -Catalana
 07 -Delaware
 08 -Dorking-Single Comb
 09 -Dutch
 10 -Holland

11 -Japanese
 12 -Java
 13 -Jersey Giant
 14 -Lakenvelder
 15 -Lamona
 16 -Leghorn-Single comb
 17 -Minorca-Single Comb
 18 -Naked Neck
 19 -Nankin

20 -NewHampshire
 21 -Orpington
 22 -Phoenix
 23 -Plymouth Rock
 24 -Rhode Island Red
 25 -Spanish
 26 -Sussex
 27 -Welsommer
 28 -Other SCCL

LARGE FOWL

For each of the following sections you must choose a Class as Listed Below:

CLASSES: (with definition)

01 -Pullet—female under 1 yr. old

02 -Hen—female over 1 yr old

03 -Cockerel—male under 1 yr. old

04 -Cock—male over 1 yr. Old

05 -Young Trio - 1 cockerel & 2 pullets

06 -Old Trio —1 cock & 2 hens

You must also identify the variety/color of each entry in the custom field on line or on the paper Entry Form. If you do not know, ask one of the superintendents.

SECTION 06 —AMERICAN

Breed:

01 -Buckeye

02 -Chantecler

03 -Comet

04 -Delaware

05 -Dominique

06 -Holland

07 -Java

08 -Jersey Giant

09 -Lamona

10 -New Hampshire

11 -Plymouth Rock

12 -Rhode Island Red

13 -Rhode Island White

14 -Wyandotte

15 -Other American

SECTION 07 —ALL OTHER STANDARD BREEDS (AOSB)

Breed:

01 -Ameraucana

02 -Araucana

03 -Aseel

04 -Cubalaya

05 -Egyptian Fayoumi

06 -Malay

07 -Modern Game

08 -Naked Neck

09 -Old English Game

10 -Phoenix

11 -Shamo

12 -Sultan

13 -Sumatra

14 -Yokohama

15 -Other AOSB

SECTION 08 —ASIATIC

Breed:

01 -Brahma

02 -Cochin

03 -Langshan

04 -Other Asiatic

SECTION 09 —CONTINENTAL

Breed:

01 -Barnevelder

02 -Campine

03 -Crevecoeur

04 -Faverolles

05 -Hamburg

06 -Houdan

07 -LaFleche

08 -Lakenvelder

09 -Maran

10 -Polish-Bearded

11 -Polish-Non-Bearded

12 -Welsommer

13 -Other Continental

SECTION 10 —ENGLISH

Breed

01 -Australorp

02 -Cornish

03 -Dorking-Rose Comb

04 -Dorking-Single Comb

05 -Orpington

06 -Redcap

07 -Sussex

08 -Other English

SECTION 11—MEDITERRANEAN

Breed:

01 -Ancona

02 -Andalusian

03 -Catalana

04 -Leghorn-Rose Comb

05 -Leghorn-Single Comb

06 -Minorca-Rose Comb

07 -Minorca-Single Comb

08 -Sicilian Buttercup

09 -Spanish

10 -Other Mediterranean

SECTION 12 —PRODUCTION BIRD

Breed:

01 -**Large Fowl**—Egg Layer or Meat Bird. Can be Tractor Supply or Hatchery Bird

(Enter this class if you have not entered the Market Auction.)

SECTION 13 - MEAT BIRD (YOUTH ONLY) ~ Must be entered in this Section for the “MARKET AUCTION”

01 - Poultry - less than 3 months old. Will be weighed prior to the Auction & weight will be published in the Auction Catalog. Examples: cornish, cornish crosses, naked neck (turken), Big Red Broilers.

WATERFOWL

Premiums for the following OPEN classes:	1 st - \$5.00	2 nd - \$3.00	
Points for the following YOUTH classes:	Blue – 10pts	Red – 8pts	White – 6pts

For each of the following sections you must choose a Class as Listed Below:

CLASSES:

01 -Young Duck - a female under 1 yr. old

03 -Young Drake - a male under 1 yr.old

02 -Old Duck - a female over 1 yr. old

04 -Old Drake -a male over 1 yr.old

SECTION 14 —DUCKS

Breed:

- | | | |
|-----------------------|---------------------|----------------------|
| 01 -Black Call | 11 -Fawn Runner | 21 -Silver Appleyard |
| 02 -Black East India | 12 -Grey Call | 22 -Welsh Harlequin |
| 03 -Black Swedish | 13 -Khaki Campbell | 23 -White Call |
| 04 -Blue Fawn Call | 14 -Mallard | 24 -White Crested |
| 05 -Blue Muscovy | 15 -Mandarin | 25 -White Mandarin |
| 06 -Buff | 16 -Pastel Call | 26 -White Muscovy |
| 07 -Cayuga | 17 -Pekin | 27 -White Runner |
| 08 -Chocolate Call | 18 -Penciled Runner | 28 -Other Duck Bree |
| 09 -Colored Muscovy | 19 -Rouen | |
| 10 -Fairy Fawn Runner | 20 -Saxony | |

For each of the following sections you must choose a Class as Listed Below:

CLASSES:

01 -Young Goose - a female under 1 yr. old

03 -Young Gander - a male under 1 yr. old

02 -Old Goose - a female over 1 yr. old

04 -Old Gander - a male over 1 yr. old

SECTION 15 —GEESE

Breed:

- | | | |
|-------------------|-------------|----------------------------------|
| 01 -African | 04 -Canada | 07 -Toulouse |
| 02 -Brown Chinese | 05 -Embden | 08 -White Chinese |
| 03 -Buff | 06 -Pilgrim | 09 -Other Goose Breed not listed |

ORNAMENTALS

For each of the following sections you must choose a Class as Listed Below:

CLASSES:

01 -Pullet - female under 1 yr. Old

02 -Hen - female over 1 yr. old

03 -Cockerel - male under 1 yr. old

04 -Cock - male over 1 yr. old

SECTION 16 - GUINEAS

Breed:

01 -Blue

02 -Lavender

03 -Pearl

04 -Purple

05 -White

06 -Other Guinea Variety

SECTION 17 —PHEASANTS & GAMEBIRDS

Breed:

01 -Bobwhite Quail

02 -Chukar Partridge

03 -Elliot's

04 -Hungarian Partridge

05 -Impeyan

06 -India Blue Pea Fowl

07 -Lady Amherst

08 -Melanistic

09 -Mutant

10 -Red Golden

11 -Reeves

12 -Ringneck

13 -Silver

14 -Silver Pied Pea Fowl

15 -Swin Hoe

16 -White

17 -Yellow Golden

18 -Other Pheasant or Gamebird

SECTION 18 —PIGEONS - must choose a CLASS as listed below

CLASSES

01 -Young Hen - a female under 1 yr. old

02 -Old Hen - a female over 1 yr. old

03 -Young Cock - a male under 1 yr. old

04 -Old Cock - a male over 1 yr. old

Breed:

01 -Fantail

02 -Jacobin

03 -Racing Homer

04 -Tumbler

05 -Other Pigeon Breed

TURKEYS

For each of the following sections you must choose a Class as Listed Below:

CLASSES:

01 -Young Hen - a female under 1 yr. old

02 -Old Hen - a female over 1 yr. old

03 -Young Tom - a male under 1 yr. old

04 -Old Tom - a male over 1 yr. old

SECTION 19 —TURKEYS

Breed:

01 -Blue Slate

02 -Bourbon Red

03 -Bronze

04 -Royal Palm

05 -Sweet Grass

06 -White Holland

07 -Other Turkey Breed

08 - **Meat Bird Turkey** - enter this class if
entering your Turkey in the Youth Market
Livestock Auction

SECTION 20 —YOUTH SHOWMANSHIP (Wednesday @ 9:00 am for 2026)

ALL YOUTH MUST ENTER & PARTICIPATE in order to be eligible to show in other classes.

Youth Exhibitors who do not show up for this class, will forfeit their premiums.

See the Superintendent for additional information about showmanship.

01-CLASS: (Points for Showmanship Classes: Blue = 20 pts Red = 15 pts White = 10 pts)

01 - Showmanship—classes will be divided into age groups at the discretion of the superintendent and the Judge.

Please provide your age as of January 1st.

SECTION 21 —SPECIAL CONTESTS

CLASSES: YOUTH ONLY

01 - Photography Contest—Child & Favorite Bird (YOUTH ONLY)

The photo is to be 5" x 7" without a frame. Ribbons will be given for 1st, 2nd, and 3rd place in each of the following age groups below. The judging will be based on the child and the bird, not the photography skills involved.

IDENTIFY AGE GROUP ON ENTRY FORM :

- 5 to 8 yr. olds
- 9 to 12yr. olds
- 13 to 18yr. Olds

02 - PEEP SHOW—Best Dressed Chicken (YOUTH ONLY) Friday: Birds will be placed in pens at 10:00 am and voting will take place (by the public) up until 5:00 pm. No Entry Fee, RIBBON ONLY AWARD. Contestants may sign up in the Poultry Barn the day of the Contest. Participants will dress their bird and will then place them in numbered cages outside the Poultry Barn.

CLASSES: OPEN ONLY

03 - Rooster Crowing Contest—\$1.00 entry fee (Wednesday through Thursday @ 6pm)

- **Special Award**— a ribbon to the champion bird
- **Laryngitis Award**—a ribbon to each exhibitor in the contest whose bird did not crow during any part of the competition.

The contest will be based solely on the number of "crows" during a specific 15-minute period. The volume, tone, musical quality and other features of a rooster's crow will not be taken into consideration. The rooster having the most crows recorded to his credit at the end of the week (after Thursday's contest) will be deemed "THE CHAMPION".

Any breed/variety of poultry entered in regular classes is eligible for the Crowing Contest. **YOU MUST PRE-ENTER ON THE ENTRY FORM.** Exhibitors or their representatives are to be present each night and are responsible for seeing that their bird(s) are placed in the competition and returned to their own coop. Exhibitors may enter a total of 2 Roosters.

04 -Human Crowing Contest—Saturday @ 6pm - NO entry fee. Ribbon only award. Contestants may sign up in the Poultry Barn the day of the contest. Participants will be lined up outside the Poultry Barn, given a number, and a chance to "crow" The public will then vote for their favorite.

POULTRY SHOWS:

Youth Poultry Show is Tuesday @ 10:00 am

(Required for ALL YOUTH in order to be shown in other classes)

Youth Poultry Showmanship is Wednesday @ 9:00 am

Open Poultry Show is Wednesday immediately following the Youth Poultry Showmanship

Awards Presentation Wednesday @ 6:30 pm

Rooster Crowing Contest is Wednesday & Thursday @ 6:00 pm

PEEP SHOW is Friday:

(Birds will be placed in pens by 10 am and voting will take place until 5 pm.)

Human Rooster Crowing Contest is Saturday @6:00 pm

Obstacle Course Exhibition on Sunday @11:00

DEPT 17: YOUTH RABBIT SHOWS

Submission of an entry form for the show implies the exhibitor has read, understood, and will comply with all Health Requirements & Show Rules as contained herein.

Show & Barn Superintendent	Sarah Lauder (518) 691-5317 proudmomma20092012@gmail.com
Jr. Superintendents	Alyona Benson & Ellianna Crandall
Entry Fee	No Entry Fee.
Health Requirements TATTOO CLINIC:	<p>Each rabbit is REQUIRED to have a PERMANENT TATTOO in its LEFT EAR PRIOR TO THE FAIR & is required to be listed on the entry form. It will be checked upon arrival.</p> <p>The Tattoo & Showmanship Clinic will be held on July 9th from 5 pm - 7 pm (\$3.00 charge). During this clinic you will also be able to make sure of the Breed of your Rabbit. You may reference the breed at www.arba.net/breeds.html or contact the Superintendent.</p> <p>Go to 2026 NY State Ag & Markets Health Requirements</p> <p>Ag. & Markets Animal Health Requirements For Admission to New York State and County Fairs can be found on page 21-32.</p>
Required Paperwork	<p>A completed Entry Form. No stall/pen Request is required.</p> <p>Leased Paper work if you do not own your Rabbits - may be picked up at the CCE Office at turned in Main Street, Argyle, NY and is to be dropped off at CCE Office by 4:30 pm on May 31, 2026.</p>
Mandatory Meeting for Exhibitors	<p>Thursday before the Fair at 5:00 pm is the Mandatory Exhibitors Meeting at the Rabbit Tent.</p> <p>-All rabbit exhibitors are required to attend this meeting to help with setting up the coops, & The Supt. will review Fair week expectations & requirements.</p> <p>- A Volunteer Sign Up sheet will be available for each exhibitor to sign up for 2 - Two-hour shifts for feeding & cleaning. Failure to do so may result in forfeiture of awards. If you are absolutely unable to volunteer, please contact the Superintendent.</p>
RABBIT PEN ASSIGNMENTS	<p>-COOP Assignment information will be available after 9am Friday before the Fair</p> <p>-No one other than the Barn Superintendent may make changes in the assignments.</p> <p>*the consequence of an individual making changes to pen assignments will be a complete loss of premiums and the potential of being penned last the following year</p> <p>-The Fair reserves the right to reject entries after capacity has been reached.</p>
Arrival & CHECK-IN NEW INFO for 2026!!!	<p>~Rabbit exhibits may arrive Sunday between 3 pm — 7 pm & Monday 8 am — 4 pm.</p> <p>~Rabbits should arrive using GATE B & follow signage to unload along the firelane & Broadway.</p> <p>~CHECK - IN will be done at vehicles this year. No animal is allowed into the tent until they have been checked by the Superintendent in charge & assistants. If an animal is questionable, it will be put aside and a Vet will be asked to evaluate it before it is allowed to enter the tent. Diseased animals will be sent home as per NYS Ag. & Markets Health Requirements for Admission to Fairs and WCF Rules & Regulations.</p> <p>~ Each Rabbit MUST have their LEFT EAR TATTOO upon arrival. It will be checked against the Rabbit that was entered.</p> <p>~All Rabbits are to be in place by 5:00pm Monday, the opening Day of the Fair.</p>
Limits	Limit of 10 Rabbits per exhibitor. Rabbits to be owned by the exhibitor or exhibitors may lease rabbits - see below. All exhibitors must be present to show their own rabbit(s).
Ownership	Any animal exhibit entered in a youth show or exhibition <u>must have been in the care of the exhibitor</u> for a period of at least sixty (60) days prior to the Fair (in other words, it must have been owned & cared for, selected & groomed by the exhibitor since June 15th of the current year). All exhibits are to be entered in the name of the OWNER provided.

	If a youth does not own a Rabbit, they may LEASE 2 & SHOW 2 Rabbits. See below for more info.
Leasing of an Animal RABBIT LEASE	<ol style="list-style-type: none"> 1. Youth not owning an animal may participate in the Non-Owned (Leased) Animal Project which is designed to allow youth to experience the “4-H Animal Project”. Therefore, the 4-H Animal Project is NOT available to youth owning an animal of that species. 2. Youth must meet all the regulations for the species and in addition a certificate (available at the 4-H Cooperative Extension Office on 101 Main St., Argyle, NY) must be filled out and have all the proper signatures by 4:30 MAY 31st. 3. Youth are limited to leasing and showing TWO (2) non-owned animals per species. 4. All deadlines and Health Requirements are the same for the Youth leasing animals. 5. Youth Entry Form must be completed by the Youth who is leasing the animal. 6. For RABBITS, the LEFT EAR TATTOO must be on the Lease/Non-Owner Form.
Special Instructions	<ol style="list-style-type: none"> 1. Exhibitors may not sell or advertise for sale, or in any other way remove animals from exhibit (exception: if the animal is ill and is ordered to be removed by the NY State Vet) 2. All classes will be judged according to ARBA Standards of Perfection. 3. For the safety of the rabbits, no litters will be allowed with does for show purposes. 4. All animals must be at least 3 months of age and completely weaned before the Fair. 5. Exhibitors may want to consider entering classes in the YOUTH Wool & Fiber Dept.
Dismissal	<ul style="list-style-type: none"> ● RABBITS MAY NOT LEAVE THEIR PENS in the TENT UNTIL 9:30 pm on Sunday. ● All Rabbits must be checked - out with the Superintendent. ● If you cannot take your rabbit home Sunday night you are to inform the Supt. The Entry tag Must stay on the pen. All Rabbits MUST be picked up by 11:00 am Monday, August 31st. ● All displays, exhibits & animals, must remain in place in their appropriate exhibit building, or show ring or taking part in their respective event or activity until the close of Fair. EXCEPTIONS: those approved by the NYS Vet for health concerns. Forfeiture of premiums and future exhibitions may result from violating this rule.

[RABBIT TENT SHOWS / EVENTS](#)

Tuesday: Showmanship @ 10:00 am.

Wednesday: Rabbit Show @ 10:00 am

Saturday: Best Dressed Rabbit @ 7:00 pm

Sunday: Awards Ceremony Breakfast @ 10:00 am

EXPECTATIONS IN THE RABBIT TENT FAIR WEEK

The Superintendent is the one in charge of the Rabbit Tent and Rabbit Shows. This person is responsible for this project area and is the contact person who exhibitors are to reach out to with questions and/or concerns as she has the direct line of communication with the Entry Office, General Manager, and Board of Directors.

Below are the following expectations that have been developed with the support of the Board and directives from the Exhibitors' Handbook (rules & regulations):

- Youth exhibitors are expected & encouraged to sign up for at least 1 Feeding & Cleaning shifts (of 2 hours) which include care for all rabbits in the tent. If you sign up for more Feeding/Cleaning Shifts you will be able to get a DAY CAR PASS (for the day(s) you volunteer to come in) and a Day Pass to get in for that day of entry. If you do not show up for your assigned day and times you will lose your premiums.
- If you want to feed your own feed, please label your pen & inform the Supt.
- No Rabbit is to leave the tent.
- If you take your rabbit out of its pen, you must not leave it unattended.
- If you think something is wrong with your rabbit, contact the Superintendent first. She will then take the proper steps needed to ensure that your rabbit is properly cared for. For example: if a rabbit has runny eyes, is lethargic, stressed out, etc. ~ the Supt will inform the Entry Office who will then contact the NYS Vet to come and evaluate the animal.
- **NO ONE** is to administer medication to any exhibitors' rabbits. Contact the Superintendent and she will follow protocol & get the assistance you need.
- Sportsmanship awards will be replacing herdsmanship awards. There will be awards for each of the 3 levels: Novice, Junior, and Senior.
- **There is NO advertising or sale** of any Rabbits allowed.
- All exhibitors are expected to assist in keeping inside the tent & surrounding outer area cleaned and picked up.
- The request & collection of donations of awards, feed, etc. for self purpose and posing as a representative of the fair is illegal and is an act of Fraud. The ONLY person who is able to request & collect donations of any kind is the Superintendent of the respective Project area. The result of those who violate this rule will be a loss of premiums and other possible consequences.
- No electrical appliances are allowed in the tent.
- Only OUTDOOR Leadcords of #12-3 size or bigger may be used. The use of frayed, taped, or otherwise unsafe cords are prohibited.
- Reminder that this is a YOUTH SHOW and the focus should be on the Youth. Parents, you are your child's biggest fan and supporter! We encourage you to support, educate, and guide your child in all of their endeavors at the Fair! Please make Fair Week a positive, kind, educational experience while encouraging and exhibiting good sportsmanship.

DEPT 17: YOUTH RABBITS SECTIONS AND CLASSES

SECTION 01: SHOWMANSHIP (This class is MANDATORY for all exhibitors. All must sign up & participate in.)

Exhibitor age is the age you are as of Jan. 1st of the current year. Each exhibitor will only choose 1 of their rabbits for showmanship. Showmanship Classes will be judged on the youth's knowledge of their animal, the handling of their animal, and the appearance and knowledge of rabbit anatomy. (Pts for Showmanship: Blue = 20 pts, Red = 15 pts, White = 10 pts)

CLASSES: (order is as listed below)

01 -Rabbit Novice Showmanship - 1st year showing, exhibitor is 5 - 8 years of age

(If 5- 8 years of age, but showed last year then the exhibitor must enter the JUNIOR CLASS)

02 -Rabbit Junior Showmanship - exhibitor is 5 - 12 years of age

03 -Rabbit Senior Showmanship - exhibitor is 13 - 18 years of age

When entering Rabbits, you must identify the **SECTION** (which is the Breed) and the **CLASS** (which is the sex & age).

RABBIT BREED SECTIONS & CLASSES:

RABBIT SECTIONS

- SECTION 02: English Angora**
- SECTION 03: French Angora**
- SECTION 04: American Chinchilla**
- SECTION 05: Standard Chinchilla**
- SECTION 06: Californian**
- SECTION 07: Champagne D'Argent**
- SECTION 08: Creme D'Argent**
- SECTION 09: Continental Giant**
- SECTION 10: Flemish Giant**
- SECTION 11: Havana**
- SECTION 12: Himalayan**
- SECTION 13: Jersey Wooley**
- SECTION 14: English Lop**
- SECTION 15: Holland Lop**
- SECTION 16: Mini Lop**
- SECTION 17: Velveteen Lop**
- SECTION 18: Lionhead**
- SECTION 19: Netherland Dwarf**
- SECTION 20: New Zealand**
- SECTION 21: Polish**
- SECTION 22: Rex**
- SECTION 23: Mini Rex**
- SECTION 24: Satin**
- SECTION 25: Mini Satin**
- SECTION 26: Pet Rabbit**
- SECTION 27: Other Breed**- identify the breed if known or if its a mixed breed.
- SECTION 28: SPECIAL CONTEST -**

CLASS:

01 -Best Dressed Rabbit (1 entry per exhibitor)

Judging will be broken down into categories. Check with the Superintendent before the Fair.

YOU MUST CHOOSE A CLASS:

CLASSES:

- 01 -Jr. Doe** - female under 6 months old
- 02 -Sr. Doe** - female over 6 months old
- 03 -Jr. Buck** - male under 6 months old
- 04 -Sr. Buck** - male over 6 months old

DOMESTIC ARTS IN THE HANDMADE & HOMEGROWN BUILDING

All exhibits in this department will be exhibited in the Handmade & Homegrown Building.

Submission of an entry form for the show implies the exhibitor has read, Understood, and will comply with all Show Rules as contained herein.

Domestic Arts: Theme for the H & H Building is *“Under the Sea”*

Dept. 18: Open Food Preservation

Dept. 19: Open Pastries, Baked & Specialty Foods

Dept. 20: Open Crafts

Dept. 21: Open Fine Arts

Dept. 22: Open Photography

Dept. 23: Open Textiles & Fabrics

Dept. 24: Open Wood Arts & Furnishing

Superintendents	Marjie McDougall 518-638-8586 & Lori Bain 518-638-8671
Check – In Arrival of Items See pg. 8, 9, & 13 for details!!	Check—In of items: Saturday (AUGUST 22nd) Between 9:00am – 3:00pm at the PICNIC PAVILION. At Check—In you will pick up your Exhibitor Entry Envelope containing your Exhibitor Entry List, entry tags, & Day Passes (based on the number of items you brought). Passes are not cumulative across sections or departments or Open or Youth. Judging begins @ 3:30pm.
Entry Fee	\$1.00 per entry, and \$2.00 for <u>Themed Tree & the THEME is: “UNDER THE SEA”</u>
Dropping off of Exhibits	<ul style="list-style-type: none"> ● Refer to the map on page 8 for the traffic pattern for drop-off of exhibits. ● You are encouraged to bring a WAGON to transport entries to the H&H Building ● All exhibitors for Handmade & Homegrown Building can either: <ul style="list-style-type: none"> A) Park in Exhibitor Parking and carry in exhibits OR B) Drive in Gate B, drop off your exhibits & drive back out to Exhibitor Parking outside Gate C. There will be a 15 minute unloading area near each building. C) Anyone with a handicap hang tag or license plates can park near the buildings. ● There will be ONE-WAY traffic down Broadway and to the front of both the Handmade & Homegrown and YOUTH Buildings.
Volunteer Shifts are encouraged	We encourage you to join us and sign up to volunteer in the Handmade & Homegrown Building at the time of Dropping Off Exhibits. The Supt. will provide you with a Day-Pass for free entrance to Supervise the Building for the day of your shift. You will get to meet & greet fairgoers, answer their questions and make new friends. Thank you. We greatly appreciate your time and commitment to the Washington County Fair.
Limits	1 item per class
Special Instructions	<ol style="list-style-type: none"> 1. All exhibits must be entered in the name of the bona fide maker of the article. 2. No article shall be permitted to be exhibited in this department if it has been previously exhibited in prior years. 3. Exhibitors must provide hangers labeled/tagged w/name for garments. Failure to do so will drop the article one place (award). 4. Any Identification of the maker that has been sewn on or inked in or signed on the piece should be covered to insure anonymity during judging. This cover will be removed when judging is complete. 5. Ribbons will be awarded to 3 places when earned.
Removal	NO ITEMS MAY BE REMOVED FROM THEIR BUILDING UNTIL 9:30 pm on Sunday. All displays, exhibits and animals, must remain in place in their appropriate exhibit building until the close of Fair. Forfeiture of premiums and future exhibitions may result from violating this rule. All Exhibits must be removed from the building by 4:00 pm on Monday after the Fair.

DEPT 18: OPEN FOOD PRESERVATION SECTIONS & CLASSES

Submission of an entry form for the show implies the exhibitor has read, understood, and will comply with all Show Rules as contained herein.

Rules & Regulations	<ol style="list-style-type: none"> 1. Foods will be judged on the basis of appearance; the final selection on quality and taste. 2. All canned goods must be sealed. 3. Canned goods may be opened and tasted only when the judge finds it necessary in order to make a final decision of placing. 4. Baked goods may be cut and tasted. 5. All Baked Goods must be in clear plastic bags for judging. 6. All Preserved Food must be exhibited in GLASS JARS and must have been canned within a year. 7. Recipes must be included for all entries. 8. The size of the jar required is specified in each class. 9. Products canned with preservatives (other than Salt or Sugar) will be DISQUALIFIED . 10. Products not sealed will be DISQUALIFIED. 11. If directions are not followed, the award will be dropped one place. For example, if a recipe is not included, an original 1st place will be dropped to 2nd place.
Standards for ALL CANNED PRODUCTS	<p>Color: As nearly as possible as that of the natural fruit or vegetable.</p> <p>Clearness: Syrup or clear liquid.</p> <p>Pack: Arrangement with reference to symmetry and best use of space. Uniformity of shape and size. As large a proportion of solids to liquids as possible.</p> <p>Method: Only USDA approved canning methods are acceptable. Indicate canning method used on the label.</p> <p>Containers: Standard canning jars only.</p> <p>Flavor: As nearly as possible like the natural flavor. Canned fruits should not be too sweet. Only light sugar syrup.</p> <p>Texture: Tender, but not overcooked. Uniformly-ripened products. No defective or over-ripened fruits or vegetables. Usually young and tender vegetables should be canned.</p>

Premiums for the following classes: 1st - \$6.00 2nd - \$5.00 3rd - \$4.00

SECTION 01: BUTTERS - Must be exhibited in a 4oz. or an 8 oz. Regulation jelly/jam jar.

CLASSES:

- | | |
|--|---|
| <p>01 -Apple</p> <p>02 -Apricot</p> <p>03 -Blueberry</p> | <p>04 -Peach</p> <p>05 -Other Butter not listed</p> |
|--|---|

SECTION 02: CONSERVES - Must be exhibited in a 4oz. or an 8 oz. Regulation jelly/jam jar.

CLASSES:

- | | |
|--|---|
| <p>01 -Apple</p> <p>02 -Apricot</p> <p>03 -Blueberry</p> | <p>04 -Peach</p> <p>05 -Other Conserve not listed</p> |
|--|---|

SECTION 03: JAMS - Must be exhibited in a 4oz. or an 8 oz. Regulation jelly/jam jar.

Rules & Standards	<p>NO PARAFFIN IS TO BE USED ON JAMS AND JELLIES.</p> <p>TEXTURE: Clear and thick, but not too soft a jam.</p> <p>FLAVOR: Natural fruit flavor preserved; not too much or too little sugar.</p>
------------------------------	---

CLASSES:

- | | |
|--|--|
| <p>01 -Blackberry</p> <p>02 -Blueberry</p> <p>03 -Boozy Jam - (for example: Bacon Whiskey Jam, Bourbon Peach Jam, etc.)</p> <p>04 -Peach</p> | <p>05 -Raspberry without seeds</p> <p>06 -Rhubarb Combination</p> <p>07 -Strawberry</p> <p>08 -Other Jam not listed.</p> |
|--|--|

SECTION 04: JELLIES - Must be exhibited in a 4oz. Or an 8 oz. Regulation jelly/jam jar.

Rules & Standards	NO PARAFFIN IS TO BE USED ON JAMS AND JELLIES. TEXTURE: Shape preserved when removed from the mound: quivering, shape retained when cut with a spoon. FLAVOR: Natural fruit flavor preserved; not too much or too little sugar.
------------------------------	---

CLASSES:

- 01 -Apple Combination
- 02 -Apple/Crabapple
- 03 -Boozy Jelly - (for example: Apple cider Bourbon Jelly, Spiced Crabapple Jelly w/Scotch Whiskey, etc.)
- 04 -Current
- 05 -Elderberry
- 06 -Grape
- 07 -Mint
- 08 -Pepper
- 09 -Other Jelly not listed

SECTION 05: CANNED FRUITS

Must be exhibited in a PINT JAR WITH RINGS. MUST IDENTIFY PROCESSING METHOD. RECIPE MUST BE INCLUDED.

CLASSES:

- 01 -Apples (Spiced)
- 02 -Applesauce
- 03 -Peaches
- 04 -Pears
- 05 -Red Cherries
- 06 -Other Canned Fruit not listed

SECTION 06: CANNED PICKLES

Must be exhibited in a PINT JAR WITH RINGS. MUST IDENTIFY PROCESSING METHOD. RECIPE MUST BE INCLUDED.

CLASSES:

- 01 -Bread & Butter Pickles
- 02 -Dill Pickles
- 03 -Fermented Red Cabbage
- 04 -Mixed Pickles
- 05 -Mustard Pickles
- 06 -Pickled Beets
- 07 -Pickled Mixed Vegetables
- 08 -Ripe Cucumber Pickles
- 09 -Sauerkraut
- 10 -Sour Cucumber Pickles
- 11 -String Bean Pickles
- 12 -Sweet Cucumber Pickles
- 13 -Tomato Pickles
- 14 -Other Canned Pickles not listed

SECTION 07: CANNED VEGETABLES

Must be exhibited in a PINT JAR WITH RINGS. MUST IDENTIFY PROCESSING METHOD. RECIPE MUST BE INCLUDED.

CLASSES:

- 01 -Beets
- 02 -Carrots
- 03 -Corn
- 04 -String Beans
- 05 -Tomato Sauce
- 06 -Tomatoes
- 07 -Other Canned Vegetable not listed

SECTION 08: CONDIMENTS & RELISHES

Must be exhibited in a PINT JAR WITH RINGS. MUST IDENTIFY PROCESSING METHOD AND INCLUDE RECIPE.

CLASSES:

- 01 -Chili Sauce
- 02 -Chutney
- 03 -Corn Relish
- 04 -Cucumber Relish
- 05 -Pepper Relish
- 06 -Salsa
- 07 -Tomato Relish
- 08 -Zucchini Relish
- 09 -Other Condiment or Relish not listed

SECTION 09: DECORATIVE FLAVORED VINEGARS

ALL CLASSES ARE TO BE DISPLAYED IN INTERESTING GLASS OF 6 oz. or larger that is clear or very lightly tinted.

Vinegar should be a complimentary balance of flavor and acid. RECIPE MUST BE INCLUDED.

CLASSES:

- 01 -Berry
- 02 -Fruit
- 03 -Herb
- 04 -Combination
- 05 -Other Flavored Vinegar not listed

DEPT 19: OPEN PASTRIES, BAKED, AND SPECIALTY FOODS SECTIONS & CLASSES

Submission of an entry form for the show implies the exhibitor has read, understood, and will comply with all Show Rules as contained herein.

Rules & Regulations	<ol style="list-style-type: none"> 1. All Baked Goods are to be entered in unsealed clear plastic bags for judging. 2. All Baked Goods must be thoroughly cooled before wrapping. 3. All Classes must be from "SCRATCH" (without a mix) unless otherwise stated. 4. The RECIPE MUST BE INCLUDED for ALL BAKED GOODS. 5. All Breads will be cut. 6. ALL MUFFINS should have NO PAPERS so the judge can see the crust, texture and grain.
--------------------------------	--

SECTION 01: CAKES AND CUPCAKES

Rules & Standards	<p>Rules:</p> <ol style="list-style-type: none"> 1. All classes must be from "SCRATCH" unless otherwise stated. 2. ¼ of one 8" or 9" Layer Cake, ¼ Sheet Cake, or ½ of a Standard Loaf Cake are required per entry. 3. All Layer Cakes may be frosted. Only cake is judged. 4. Frosting on other cakes is optional. 5. NO papers on muffins and cupcakes except the ones for decoration only (so as to see the crust). <p>Standards:</p> <p>Size: Medium, if Layer Cake, should be uniform thickness. Size of Layer Cake: 2 layers of 8" or 9". Loaf Cakes are to be made in a standard pan.</p> <p>Shape: Level or slightly rounded.</p> <p>Color: Cakes made with fat should be golden. Sponge Cakes should be golden or light brown.</p> <p>Crust: Cakes made with fat should be tender, smooth, thin. Sponge Cakes should be rough, and slightly, sugary.</p> <p>Flavor: No decided taste of shortening, egg or leving.</p> <p>Texture: Cakes made with fat should be light, tender and easily broken, fine and uniform grain. Sponge Cakes should be light tender and velvety with no signs of doughiness, and fine grained.</p> <p>Frosting: Smooth and glossy in appearance. Not granular, not brittle, not so soft as to be sticky. Mild in flavor, not highly colored and spongy if cooked.</p> <p>Moisture: Slightly moist but not elastic when pressed with finger.</p>
------------------------------	--

Premiums for the following classes:	1st - \$6.00	2nd - \$4.00	3rd - \$ 3.00
-------------------------------------	--------------	--------------	---------------

SECTION 01: CAKES AND CUPCAKES cont.

Cake classes, Angel, Chiffon, Sponge, or Butter (typical layer cake) baked in any style pan - layer, loaf, bundt, sheet, or tube pan or cupcakes (3). Choose a CLASS and FLAVOR when entering.

CLASSES of Cakes in any style:

- 01 -Angel
- 02 -Butter Cake (typical layer cake)
- 03 -Chiffon
- 04 -Sponge

FLAVOR:

- 01 -Apple
- 02 -Applesauce
- 03 -Carrot
- 04 -Chocolate
- 05 -Pineapple
- 06 -Spice
- 07 -Vanilla
- 08 -Zucchini
- 09 -Other Flavor not listed

SECTION 02: CANDIES

Premiums for the following classes:	1st - \$6.00	2nd - \$4.00	3rd - \$3.00
-------------------------------------	--------------	--------------	--------------

CLASSES

- 01 -Any Nut Candies
- 02 -Cooked Fudge
- 03 -Diabetic Candy
- 04 -Dipped Chocolate Covered Fondant - any variety
- 05 -Peanut Brittle
- 06 -Peanut Butter Fudge (cooked)
- 07 -Penuche
- 08 -Uncooked Fudge
- 09 -Other Candy not listed - (such as "Turkish Delight")

SECTION 03: COOKIES FROM "SCRATCH"

Rules & Standards	<p>Rules: - All cookies are to be made from scratch. 3 cookies of uniform size are required per entry.</p> <p>Standards: Size: Not over 4 inches in diameter. Shape: Uniform. Color: Delicate Brown. Flavor: Characteristic of type of cookie and balanced flavor. Texture & Grain: This depends on the type of cookie: Thin Rolled Cookies should be crisp; Others should be a fine even grain and be somewhat moist or chewy depending on the type of cookie.</p>
------------------------------	--

Premiums for the following classes:	1st - \$4.00	2nd - \$3.00	3rd - \$2.00
-------------------------------------	--------------	--------------	--------------

CLASSES:

- | | |
|--|---|
| <p>01 -Brownies (regarded as chocolate cookie bars)
02 -Chocolate Chip
03 -Decorated Holiday Cookies
04 -Filled Cookies
05 -Fruit
06 -Fruit Bar
07 -Ginger</p> | <p>08 -Molasses
09 -Oatmeal
10 -Peanut Butter
11 -Pressed Cookies
12 -Sugar
13 -Zucchini
14 -Other Cookies not listed</p> |
|--|---|

SECTION 04: DECORATED CAKES and CUPCAKES - Only the Decorations will be judged. The Base can be anything, i.e. cake pans, box, etc. Include the type of frosting and the type of coloring used along with your recipe.

Premiums for the following classes:	1st - \$10.00	2nd - \$9.00	3rd - \$8.00
-------------------------------------	---------------	--------------	--------------

CLASSES:

- 01 -Anniversary Cake
02 -Birthday Cake
03 -Cup Cakes- can be individual (3 of uniform size) or used together to create a decorative piece for celebration.
04 -Gingerbread House/Graham Cracker House
05 -Novelty Cake - Theme is **"UNDER THE SEA"**
06 -Pride of Washington County Cake - cake decorated in the theme of "Pride of Washington County".
 Include a description/explanation of your decor with your entry.
07 -Wedding Cake
08 -Other Decorated Cake not listed

SECTION 05: PIES

Rules & Standards	<p>Rules: No Cream Pies.</p> <p>Standards: Size: May use a 4 inch pan or larger. Color: Light Brown Crust Texture: Tender and flaky upon cutting. Flavor of Crust: Agreeable and well blended. Consistency of Filling: Fruit Pies are moist, but not too syrupy and thoroughly cooked. Shell Pies should have a filling that is firm, but not too firm, smooth and tender.</p>
------------------------------	---

Premiums for the following classes:	1st - 8.00	2nd - \$6.00	3rd - \$5.00
-------------------------------------	------------	--------------	--------------

CLASSES:

- | | |
|--|--|
| <p>01 -Apple
02 -Blackberry
03 -Blueberry
04 -Cherry
05 -Combination Pie -any berry or fruit combination
06 -Peach</p> | <p>07 -Pecan
08 -Pumpkin
09 -Raspberry
10 -Rhubarb
11 -Other Pie not listed (no cream pies)
 (ex: Pumpkin Cheesecake Pie)</p> |
|--|--|

SECTION 06: HOMEMADE DESSERT CREATIONS/PRESENTATIONS (Made from Scratch)

Rules & Standards	<p>Rules:</p> <ol style="list-style-type: none"> 1. Recipes are to be included and are required for each entry. 2. Three (3) individual servings or presentations are required for each entry. <p>Standards:</p> <p>Size: Display on a 6 inch white glazed paper or foam plate.</p> <p>Flavor & Texture: Characteristic of type of creation.</p> <p>Presentation: To include place, decorations/embellishments or garnishes per individual serving or one whole dessert may be presented for the effect and cutting for the judges and the display.</p>
------------------------------	--

Premiums for the following classes:	1st - 6.00	2nd - \$4.00	3rd - \$3.00
--	-------------------	---------------------	---------------------

CLASSES:

- | | |
|---|---|
| 01 -Any Formed/Cut & Filled /Embellished Specialty Cake
02 -Cheesecake of any variety
03 -Dessert Crepes | 04 -Fruit Cobblers
05 -Fruit Desserts
06 -Other Dessert Creation/Presentation not listed |
|---|---|

SECTION 07: NEARLY HOMEMADE DESSERT CREATIONS/PRESENTATIONS

Rules & Standards	<p>Rules:</p> <ol style="list-style-type: none"> 1. These Desserts are to be made from a MIX PLUS imaginative additions and/or ingredients and/or manipulated techniques to create a new product. 2. Recipes are to be included and are required for each entry. 3. Three (3) individual servings or presentations are required for each entry. <p>Standards:</p> <p>Size: Display on a 6 inch white glazed paper or foam plate.</p> <p>Flavor & Texture: Characteristic of type of creation.</p> <p>Presentation: To include place, decorations/embellishments or garnishes per individual serving or one whole dessert may be presented for the effect and cutting for the judges and the display.</p>
------------------------------	--

Premiums for the following classes:	1st - 4.00	2nd - \$3.00	3rd - \$2.00
--	-------------------	---------------------	---------------------

CLASSES:

- | | |
|--|---|
| 01 -Cheesecake
02 -Dump Cake
05 -Other Nearly Homemade Dessert Creation/Presentation not listed | 03 -Fruit Cobblers/Crisps
04 -Fruit Desserts |
|--|---|

SECTION 08 : YEAST BREADS

Roles & Standards	<p>Size: Exhibitors may use a 3" x 5" pan or any standard whole loaf or ½ loaf or any unique size.</p> <p>Shape: Oblong; uniform height in all parts except for unique shapes.</p> <p>Crust: Uniform golden brown, crisp and smooth.</p> <p>Crumb: Well raised, equally light throughout, absence of heavy spots or streaks, not heavy for size, slightly moist, creamy white, tender but not crumbly, fine even grain, elastic when pressed lightly with finger.</p> <p>Flavor: Sweet and nutty; no suggestion of sourness or taste of yeast, except a slight suggestion of sour for sourdough bread.</p>
------------------------------	---

Premiums for the following classes:	1st - \$7.00	2nd - \$6.00	3rd - \$5.00
--	---------------------	---------------------	---------------------

CLASSES

- | | |
|--|--|
| 01 -Bagels
02 -Beer Bread
03 -Cinnamon Rolls - 3 of uniform size
04 -Coffeecake
05 -Combination Yeast Bread (of Nuts & Dried Fruit)
06 -Fancy Rolls - 3 of uniform size
07 -Holiday Bread | 08 -Oatmeal Bread
09 -Plain Pan Rolls - 3 of uniform size
10 -Pull Apart Yeast Bread - any style
11 -White Bread
12 -Other Yeast Bread not listed |
|--|--|

SECTION 09: FROZEN YEAST BREAD DOUGH - First ingredient must be frozen yeast bread dough and using one's imagination, make a new Creation with added ingredients.

Premiums for the following classes:	1st - \$4.00	2nd - \$3.00	3rd - \$2.00
-------------------------------------	--------------	--------------	--------------

CLASSES:

- | | |
|--------------------------------|--|
| 01 -Coffeecake | 03 -Novelty Bread - specify in Entry Description box |
| 02 -Danish - 3 of uniform size | 04 -Rolls - 3 of uniform size |
| | 05 -White Bread |

SECTION 10: QUICK BREADS - May use a 3"x 5" pan. ½ standard loaf, or any whole unique shape or supply 3 Muffins of uniform size.

CLASSES:

- | | | |
|---------------------------------|-------------------------------|----------------------------------|
| 01 -Apple Muffins | 06 -Brown Bread | 10 -Zucchini Bread |
| 02 -Banana Bread | 07 -Coffeecake | 11 -Other Muffins not listed |
| 03 -Biscuits- 3 of uniform size | 08 -Pumpkin Bread | 12 -Other Quick Bread not listed |
| 04 -Blueberry Muffins | 09 -Scones- 3 of uniform size | |
| 05 -Bran Muffins | | |

SECTION 11: NEARLY HOMEMADE QUICK BREADS

These quick breads are to be made from a mix plus imaginative additions and/or ingredients and/or manipulated techniques to create a new product. May use a 3"x 5" pan, ½ standard loaf or any whole unique shape or 3 muffins of uniform size. No papers on muffins.

CLASSES:

- | | |
|--|--|
| 01 -Any Bar Cookie - 3 specimens of uniform size | 04 -Any Muffin - 3 specimens of uniform size (no paper on) |
| 02 -Any Coffee Cake | 05 -Any Quick Bread |
| 03 -Any Cookie - 3 specimens of uniform size | 06 -Any Scone - 3 specimens of uniform size |

SECTION 12: DRIED FOODS - MUST INCLUDE RECIPE

Premiums for the following classes:	1st - \$4.00	2nd - \$3.00	3rd - \$2.00
-------------------------------------	--------------	--------------	--------------

CLASSES:

- | | | |
|------------------------|------------------------------|---------------------------------|
| 01 -Fruit Bark/Leather | 02 -Individual Fruits/Pieces | 03 -IndividualVegetables/Pieces |
|------------------------|------------------------------|---------------------------------|

SECTION 13: GLUTEN FREE FOODS - MUST INCLUDE RECIPE

Premiums for the following classes:	1st - 5.00	2nd - \$4.00	3rd - \$3.00
-------------------------------------	------------	--------------	--------------

CLASSES:

- | | |
|---|-----------------------------|
| 01 -Gluten Free Cake | 04 -Gluten Free Quick Bread |
| 02 -Gluten Free Coffee Cake | 05 -Gluten Free Yeast Bread |
| 03 -Gluten Free Cookies - 3 of uniform size | |

SECTION 14: SUGAR FREE FOODS - MUST INCLUDE RECIPE

CLASSES:

- | | |
|--|----------------------------|
| 01 -Sugar Free Cake | 04 -Sugar Free Quick Bread |
| 02 -Sugar Free Coffee Cake | 05 -Sugar Free Yeast Bread |
| 03 -Sugar Free Cookies - 3 of uniform size | |

SECTION 15: NATURAL SWEETENERS - MUST INCLUDE RECIPE. With Cookies - 3 of uniform size are required.

When entering this section, you must choose a CLASS and a NATURAL SWEETENER to write on your entry form.

When using "Other Natural Sweetener" specify on your entry form or online "Entry Description".

CLASSES:

- 01 -Cake
- 02 -Coffeecake
- 03 -Cookies
- 04 -Quick Bread
- 05 -Yeast Bread

NATURAL SWEETENER:

- 01 - Honey
- 02 -Maple
- 03 -Molasses
- 04 -Other Natural Sweetener not listed (ex: agave, stevia..)

SECTION 16: SAUCES

Rules	<ol style="list-style-type: none"> 1. Sauces must be sealed in a 4 oz. or 8 oz. glass canning jar. 2. ONLY USDA approved canning methods are acceptable. 3. Include recipe & indicate canning method used with your entry.
--------------	---

CLASSES:

01 -Citrus

02 -Savory

03 -Sweet & Sour

SECTION 17: RECIPE MODIFICATION PRODUCTS - Change a recipe that is high in sugar, fat, and/or salt by modifying those ingredients. Other ingredients may be substituted to create a healthier food product that is both eye appealing and delicious. Include with your entry, the Original Recipe as well as your Modified Recipe with your entry.

Premiums for the following classes:	1st - 5.00	2nd - \$4.00	3rd - \$3.00
-------------------------------------	------------	--------------	--------------

CLASSES:

01 -Any Bread

02 -Breakfast Cookies - 3 of uniform size

03 -Cake

04 -Coffeecake

05 -Cookies - 3 of uniform size

06 -Quick Bread

SECTION 18: WASHINGTON COUNTY PRESENTATION (A Pride of Washington County Class)

Premiums for the following classes:	1st - 7.00	2nd - \$5.00	3rd - \$4.00
-------------------------------------	------------	--------------	--------------

CLASS:

01 -Celebration Gift Basket - A basket/container of 3 to 4 homemade products from your Washington County garden, orchard, farm, forest, and/or field. This should be presented in a themed fashion using an innovative container. Judging will be based on your presentation as well as your products. Products may be from Canned Goods, Baked Goods or any other homemade product from above sections and classes.

DEPT 20: OPEN CRAFTS

Submission of an entry form for the show implies the exhibitor has read, understood and will comply with all Show Rules as contained herein.

SECTION 01: HANDCRAFTS

Premiums for the following classes:	1st - \$5.00	2nd - \$4.00	3rd - \$3.00
-------------------------------------	--------------	--------------	--------------

CLASSES:

01 -Apron - decorated with the use of dyes or paints

02 -Apron - with Hand Needlework (embroidery, quilting)

03 -Apron - with machine embroidery

04 -Basket Weaving - of any method

05 -Calligraphy - on any object like a card or certificate

06 -Decorated Photo Album Cover

07 -Decorated Pillowcase

08 -Decorated Sweatshirt with Needlework

09 -Decorated Sweatshirt with dyes or paints

10 -Decorated Tote Bag using any medium

11 -Macrame' Item

12 -Natural Handcraft Item - item made of cones, gourds, etc

13 -Origami Handcraft Item

14 -Papercutting (Scherenschnitte)

15 -Photo Scrapbook/Illustrated

16 -Stenciled Item (Fabric)

17 -Stenciled Item (Other than fabric)

18 -Stuffed Toy

19 -Tooled Leather Item

20 -Other Decorated Fabric Item not listed

21 -Other Fabric Item with Needlework not listed

22 -Other Handcrafted Item not listed

SECTION 02: HOLIDAY ARTICLES

Premiums for the following classes:	1st - \$5.00	2nd - \$4.00	3rd - \$3.00
-------------------------------------	--------------	--------------	--------------

CLASSES:

- 01 -Counted Cross Stitch Holiday Article
- 02 -Crocheted Holiday Article
- 03 -Fabric Holiday Article
- 04 -Felt Holiday Article
- 05 -Felted Holiday Article
- 06 -Glass Holiday Article - Etched
- 07 -Glass Holiday Article - Hand Painted
- 08 -Knitted Holiday Article

- 09 -Metal Holiday Article
- 10 -Natural Materials Holiday Article (use of cones...)
- 11 -Needlework Arts Holiday Article
- 12 -Plastic Canvas Holiday Article of Original Design
- 13 -Quilted Holiday Article
- 14 -Stained Glass Holiday Article
- 15 -Wooden Holiday Article
- 16 -Other Holiday Article made of a medium not listed

SECTION 03: THEMED TREE - Theme is "Under the Sea", \$2.00 entry fee

Premiums for the following classes:	1st - \$10.00	2nd - \$6.00	3rd - \$4.00
-------------------------------------	---------------	--------------	--------------

CLASS:

01 -Decorated Themed Tree - Using an artificial tree not to exceed 36 inches, decorate it with homemade craft items that represents your interpretation of "Under the Sea". You may have battery operated lights (no outlets are available for plug-in lights). Your tree will be judged on the overall use of homemade crafts and the expression of the theme.

DEPT 21: OPEN FINE ARTS

Submission of an entry form for the show implies the exhibitor has read, understood, and will comply with all Show Rules as contained herein.

SECTION 01: CARD & LETTER ILLUSTRATION

When entering a class in this section you must identify the CLASS and the TECHNIQUE used on your entry form.

Rules & Regulations	All cards must be entered with envelopes and a holder or self-standing device. All messages must be age and family appropriate.
--------------------------------	---

Premiums for the following classes:	1 st - \$4.00	2 nd - \$3.00	3 rd - \$2.00
-------------------------------------	--------------------------	--------------------------	--------------------------

CLASSES:

- 01 -All Occasion Card
- 02 -Birthday Card
- 03 -Gift Card
- 04 -Thank You Card
- 05 -Letter Design

TECHNIQUE:

- 01 -Computer Designed & Processed
- 02 -Hand Crafted
- 03 -Hand Stenciled
- 04 -Original Design & Computer Processed
- 05 -Original Hand Painted
- 06 -Rubber Stamp
- 07 -Mixed Technique

SECTION 02: CERAMICS / POTTERY

When entering a class in this section you must identify the CLASS and the TECHNIQUE used on your entry form.

Premiums for the following classes:	1 st - \$6.00	2 nd - \$5.00	3 rd - \$4.00
-------------------------------------	--------------------------	--------------------------	--------------------------

CLASSES:

- 01 -Castware or Greenware – (*firing may not be necessary*)
- 02 -Coil construction
- 03 -Draped
- 04 -Free Form
- 05 -Pinch Pot
- 06 -Slab Construction
- 07 -Mixed Technique
- 08 -Wheel Thrown – Altered wheel
- 09 -Wheel Thrown – Functional Piece
- 10 -Wheel Thrown – Non Functional Piece
- 11 -Other Ceramic/Pottery Piece not listed

TECHNIQUE:

- 01 -High Fired
- 02 -Low Fired
- 03 -No Firing Required

SECTION 03: JEWELRY

When entering a class in this section you must identify the CLASS and the MEDIUM used on your entry form.

CLASSES:

- 01 -Bracelet or Armband
- 02 -Earrings
- 03 -Necklace
- 04 -Pendant
- 05 -Pin or Brooch
- 06 -Ring

MEDIUMS:

- 01 -Beading
- 02 -Silver
- 03 -Wood
- 04 -Mixed Medium
- 05 -Other Medium not listed

SECTION 04: PAINTING & DRAWING

When entering a class in this section you must identify the CLASS and the MEDIUM used on your entry form.

Premiums for the following classes:	1st - \$10.00	2nd - \$9.00	3rd - \$8.00
-------------------------------------	---------------	--------------	--------------

CLASSES:

- 01 -Abstract
- 02 -Animal
- 03 -Collage
- 04 -Computer Generated Art
- 05 -Computer Manipulated Art
- 06 -Portraits
- 07 -Scenic Work
- 08 -Sketch
- 09 -Still Life
- 10 -Miniature —8" x 10" or smaller (including frame)
- 11 -Painting from a picture (copy) of a Children's Classic Illustration –provide copy of the original
- 12 -Painting from a picture (copy) of Old Master's - provide a copy of the original
- 13 -Pride of Washington County Painting or Drawing—scene representative of Washington County.
Provide an explanation on a 3" x 5" index card. Make sure you identify a medium.
- 14 -Other Painting or Drawing not listed

MEDIUMS:

- 01 -Acrylic
- 02 -Charcoal
- 03 -Colored Pencil
- 04 -Oil
- 05 -Pastels
- 06 -Pen and Ink
- 07 -Pencil
- 08 -Watercolor
- 09 -Mixed Media
- 10 -Other Medium not listed

SECTION 05: TOLE & FOLK ART PAINTING

Definitions:

Tole Painting is done with multiple layers of paint in a swirled application technique. Primary subjects are birds, flowers, fruits, and vegetables.

Folk Art uses a “Grandma Moses” style or simplistic style or technique. Primary subjects are landscapes, scenes, buildings, and simple figures.

Premiums for the following classes:	1 st - \$5.00	2 nd - \$4.00	3 rd - \$3.00
-------------------------------------	--------------------------	--------------------------	--------------------------

CLASSES:

01 -Tole Art Framed Painting

02 -Tole Art Unframed Article— may be a container, covered basket, tray or other Home Décor Item

03 -Folk Art Framed Painting

04 -Folk Art Unframed Article— may be a container, covered basket, tray or other Home Décor Item

05 -Pride of Washington County Folk Art Painting—scene representative of Washington County.

Provide an explanation on a 3” x 5” index card.

SECTION 06: SCULPTURE

Premiums for the following classes:	1 st - \$6.00	2 nd - \$5.00	3 rd - \$4.00
-------------------------------------	--------------------------	--------------------------	--------------------------

CLASSES:

01 -Clay Sculpture - Handbuilt & Decorative

02 -Clay Sculpture - Handbuilt & Functional

03 -Glass Sculpture - free standing, 3-dimensional, decorative

04 -Metal Sculpture -Decorative

05 -Metal Sculpture - Functional

06 -Wooden Sculpture - Decorative

07 -Wooden Sculpture - Functional

08 -Mixed Media Sculpture - Decorative
(include a card stating mediums used)

09 -Mixed Media Sculpture - Functional
(include a card stating mediums used)

10 -Sculpture made of other medium not listed

SECTION 07: STAINED GLASS & RELATED GLASS ART

Premiums for the following classes:	1 st - \$6.00	2 nd - \$5.00	3 rd - \$4.00
-------------------------------------	--------------------------	--------------------------	--------------------------

CLASSES:

01 -3-D Stained Glass Objects – Large (10” or more)

02 -3-D Stained Glass Objects – Small (under 10”)

03 -Beveled Glass Piece

04 -Etched Glass Piece

05 -Flat Piece of Stained Glass – Large (10” or more)

06 -Flat Piece of Stained Glass – Small (under 10”)

07 -Hand Painted Glass Piece

08 -Kiln Glass Piece

09 -Stained Glass Garden Accessory

10 - Other Stained Glass not Listed - except sculpture

DEPT 22: OPEN PHOTOGRAPHY SECTIONS & CLASSES

Submission of an entry form for the show implies the exhibitor has read, understood, and will comply with all Show Rules as contained herein.

SECTION 01: PHOTOGRAPHY

When entering a class in this section you must identify the CLASS and the photograph as BLACK & WHITE (BW) or COLOR on your entry form.

<p>Rules & Regulations</p>	<ol style="list-style-type: none"> All pictures must be framed and ready to hang with sturdy secure workable hanging devices in place. Frames must be solid, NOT poster type. Photography entries will NOT BE JUDGED if they do not have a solid frame. While it is not necessary, matting is suggested to enhance your work. ALL photos must be at least 8 inches by 10 inches. The overall size may vary with matting and frame. Exhibitors may use neatly cut, appropriately sized heavy paper for a mat. A title is desired. Please cover the artist’s name until it is judged. The tag covering the artist’s name will be removed if possible for display to expose the Artist’s name.
---------------------------------------	---

Limits	One (1) entry per class.
---------------	--------------------------

Premiums for the following classes:	1st- \$10.00	2nd- \$6.00	3rd- \$5.00
--	--------------------------------	-------------------------------	-------------------------------

CLASSES:

- 01 -Animal Portrait (BW)** - facial features are total focus of picture w/eyes open
- 02 -Animal Portrait (Color)** - facial features are total focus of picture w/eyes open
- 03 -Animal, Domestic (BW)**
- 04 -Animal, Domestic (Color)**
- 05 -Animal, Domestic Caricature (BW)** -exploits/exaggerates features to show humor/satire
- 06 -Animal, Domestic Caricature (Color)** -exploits/exaggerates features to show humor/satire
- 07 -Animal, Domestic in Action at work or play (BW)**
- 08 -Animal, Domestic in Action at work or play (Color)**
- 09 -Artistic Study Print (BW)** - not still life - a close up of usually small sized objects or parts of objects emphasizing line, and form. Usually focused on one(1) item. (See 'Still Life' description)
- 10 -Artistic Study Print (Color)** - not still life - a close up of usually small sized objects or parts of objects emphasizing line, form, and/or color. Usually focused on one(1) item. (See 'Still Life' description)
- 11 -Computer Enhanced Work (BW)** - original photo needs to be included with entry. Use of computer to purposefully improve special feature or to clarify or change shade of the original photo or to change photo to create an artistic look.
- 12 -Computer Enhanced Work (Color)** - original photo needs to be included with entry. Use of computer to purposefully improve special feature or to clarify or change color of the original photo or to change photo to create an artistic look.
- 13 -Computer Generated Portrait (BW)** - portrait photo that has completely been reworked and changed from its original. Original photo must be included with the entry.
- 14 -Computer Generated Portrait (Color)** - portrait photo that has completely been reworked and changed from its original. Original photo must be included with the entry.
- 15 -Computer Manipulated (BW)** - new photo composition which produces a new picture. The original photo must be included with the entry.
- 16 -Computer Manipulated (Color)** - new photo composition which produces a new picture. The original photo must be included with the entry.
- 17 -Floral Print (BW)** - should be a close up showing the blossom's shape and texture.
- 18 -Floral Print (Color)** - should be a close up showing the blossom's color, shape, and texture.
- 19 -Night Scene (BW)** - a village, city, backyard, street, etc.
- 20 -Night Scene (Color)** - a village, city, backyard, street, etc.
- 21 -Night Sky (BW)** - stars, northern lights, lightning, moon, etc.
- 22 -Night Sky (Color)** - stars, northern lights, lightning, moon, etc.
- 23 -Pastoral (BW)** - peaceful country/rural landscape/ with animals as part of the focus, or as background of a landscape, but not the total importance of the picture.
- 24 -Pastoral (Color)** - peaceful country/rural landscape/ with animals as part of the focus, or as background of a landscape, but not the total importance of the picture.
- 25 -Photo Story (BW)** - 16" x 20" size including the frame using 3 - 7 prints. Choose any one of the following: life cycles, seasons or season, holiday event or celebration, or ceremonial event.
- 26 -Photo Story (Color)** - 16" x 20" size including the frame using 3 - 7 prints. Choose any one of the following: life cycles, seasons or season, holiday event or celebration, or ceremonial event.
- 27 -Photography on Canvas or Fabric (BW)** - framed with an overall size of at least 10" x 14".
- 28 -Photography on Canvas or Fabric (Color)** - framed with an overall size of at least 10" x 14".
- 29 -Photography on Fabric Paper (BW)** - framed with an overall size of at least 10" x 14".
- 30 -Photography on Fabric Paper (Color)** - framed with an overall size of at least 10" x 14".
- 31 -Portrait (BW)** - facial features are the total focus of the picture with eyes open.
- 32 -Portrait (Color)** - facial features are the total focus of the picture with eyes open.
- 33 -Pride of Washington County Collage of Photos (BW)** - includes 6-8 photos with a theme (ex. Covered bridges, tractors, barns, hay fields,etc.). Include an explanation/description of the theme with your entry.
- 34 -Pride of Washington County Collage of Photos (Color)** - includes 6-8 photos with a theme (ex. Covered bridges, tractors, barns, hay fields,etc.). Include an explanation/description of the theme with your entry.
- 35 -Scenic Garden (BW)** - garden scape
- 36 -Scenic Garden (Color)** - garden scape
- 37 -Scenic Travelog (BW)** - outside of Washington County
- 38 -Scenic Travelog (Color)** - outside of Washington County
- 39 -Scenic Washington County (BW)**

- 40 -Scenic Washington County (Color)
- 41 -Silhouette (BW) - darkened forms against a lighter background
- 42 -Silhouette (Color) - darkened forms against a lighter background
- 43 -Still Life (BW) - a grouping of natural or man-made non-living objects emphasizing form and composition
- 44 -Still Life (Color) - a grouping of natural or man-made non-living objects emphasizing form and composition
- 45 -Big Game Wildlife (BW) - in natural habitat/background
- 46 -Big Game Wildlife (Color) - in natural habitat/background
- 47-Wildlife - Birds (BW)
- 48 -Wildlife - Birds (Color)
- 49 -Wildlife - Butterfly(ies) (BW)
- 50 -Wildlife - Butterfly(ies) (Color)
- 51 -Wildlife - Insects (BW)
- 52 -Wildlife - Insects (Color)
- 53 -Small Game Wildlife (BW) - in natural habitat/background
- 54 -Small Game Wildlife (Color) - in natural habitat/background
- 55 -Professional Class - Photographer's Choice (BW) - exhibitor must have received payment for photography work.
- 56 -Professional Class - Photographer's Choice(Color) - exhibitor must have received payment for photography work.
- 57 -Professional Class - Portrait (BW) - exhibitor must have received payment for photography work.
- 58 -Professional Class - Portrait (Color) - exhibitor must have received payment for photography work.
- 59 -Other (BW)
- 60 -Other (Color)

DEPT 23: OPEN TEXTILES & FABRICS SECTIONS & CLASSE

Submission of an entry form for the show implies the exhibitor has read,understood, and will comply with all Show Rules as contained herein.

Judging is based on the following criteria:	<ol style="list-style-type: none"> 1. General appearance. 2. Careful construction, presentation, clean, well pressed, neatly folded or hung. Suitable for intended use. 3. Material: appropriate in quality, design, and color. 4. Thread: appropriate quality, size and color. 5. Workmanship: stitches and edges smooth and even. Stitches are of appropriate length. 6. Finishing: Back of article is neat, corners well made, and ends of thread are properly held in place.
--	--

SECTION 01: CROCHETED ARTICLES & GARMENTS

Premiums for the following classes:	1 st - \$5.00	2 nd - \$4.00	3 rd - \$3.00
-------------------------------------	--------------------------	--------------------------	--------------------------

****Items made of handspun yarn should be entered in the "WOOL & FIBER" Department.****

CLASSES:

- | | |
|---|--|
| <ul style="list-style-type: none"> 01 -Accessory for Home 02 -Adult Sweater or Dress 03 -Afghan – Baby/Lap size 04 -Afghan – Full size 05 -Doll clothes 06 -Garment for Child or Infant | <ul style="list-style-type: none"> 07 -Hat 08 -Mittens or Gloves 09 -Scarf or Fashion Accessory 10 -Socks/Slippers 11 -Other Adult Apparel not listed 12 -Other Crocheted Article not listed |
|---|--|

SECTION 02: KNITTED ARTICLES & GARMENTS

****Items made of handspun yarn should be entered in the "WOOL & FIBER" Department.****

CLASSES:

- | | |
|---------------------------------|--------------------------------------|
| 01 -Accessory for Home | 07 -Hat |
| 02 -Adult Sweater, Dress | 08 -Mittens or Gloves |
| 03 -Afghan – Baby/Lap size | 09 -Scarf or Fashion Accessory |
| 04 -Afghan – Full Size | 10 -Socks/Slippers |
| 05 -Doll clothes | 11 -Other Adult Apparel |
| 06 -Garment for Child or Infant | 12 -Other Knitted Article not listed |

SECTION 03: HAND LOOMED WOVEN ARTICLES & GARMENTS

Premiums for the following classes:	1 st - \$6.00	2 nd - \$4.00	3 rd - \$3.00
-------------------------------------	--------------------------	--------------------------	--------------------------

CLASSES:

- 01 -Accessory - (purse, shawl, hat, belt,etc.)
- 02 -Coverlet / Blanket
- 03 -Towels/ Table Linens
- 04 -Wall Hanging
- 05 -Woven Wearable Article
- 06 -Other Hand Loomed Woven Article/Garment not listed.

SECTION 04: FABRIC GARMENTS for CHILDREN & INFANTS

Premiums for the following classes:	1 st - \$6.00	2 nd - \$5.00	3 rd - \$4.00
-------------------------------------	--------------------------	--------------------------	--------------------------

CLASSES:

- 01 -Simple Construction – no zipper, no buttons, elastic or drawstring used
- 02 -Other Simple Construction for Child/Infant not listed

Premiums for the following classes:	1 st - \$10.00	2 nd - \$6.00	3 rd - \$4.00
-------------------------------------	---------------------------	--------------------------	--------------------------

Continued on next page

CLASSES:

- 03 -Blouse/Shirt—w/buttons & buttonholes &/or zipper
- 04 -Pants/shorts—w/buttons & buttonholes &/or zipper
- 05 -Special Occasion Outfit—such as a Christening Gown, Flower Girl Dress, etc.
- 06 -Costume of Any Kind
- 07 -Holiday Costume
- 08 -Lined Tailored Article
- 09 -Unlined Tailored Article
- 10 -Other Clothing Item for Child/Infant not listed

SECTION 05: FABRIC GARMENTS for MEN & WOMEN

Premiums for the following classes:	1 st - \$6.00	2 nd - \$5.00	3 rd - \$4.00
-------------------------------------	--------------------------	--------------------------	--------------------------

CLASSES:

- 01 -Simple Construction – no zipper, no buttons, elastic or drawstring used.(ex: capes, flyway jackets)
- 02 -Other Simple Construction for Men/Women

Premiums for the following classes:	1 st - \$10.00	2 nd - \$6.00	3 rd - \$4.00
-------------------------------------	---------------------------	--------------------------	--------------------------

CLASSES:

- 03 -Blouse/Shirt—w/buttons & buttonholes &/or zipper
- 04 -Shorts/Pants—w/buttons & buttonholes &/or zipper
- 05 -Special Occasion Wear—Wedding Gown, Prom, etc.
- 06 -Costume of Any Kind
- 07 -Lined Tailored Article
- 08 -Unlined Tailored Article
- 09 -Other Clothing Item for Men/Women not listed

SECTION 06: FABRIC MADE ACCESSORIES

Premiums for the following classes:	1 st - \$6.00	2 nd - \$5.00	3 rd - \$4.00
-------------------------------------	--------------------------	--------------------------	--------------------------

CLASSES:

- | | |
|-------------|---|
| 01 -Apron | 04 -Purse/Wallet |
| 02 -Handbag | 05 -Tote |
| 03 -Hat | 06 - Other Fabric Made Accessory not listed |

SECTION 07: HOOKED ARTICLES

CLASSES:

- | | |
|------------------------------|---|
| 01 -Hand Hooked Rug | 04 -Latch Hooked Wall Hanging |
| 02 -Hand Hooked Wall Hanging | 05 -Other Hand Hooked Home Furnished Item not listed |
| 03 -Latch Hooked Rug | 06 -Other Latch Hooked Home Furnished Item not listed |

07 -Pride of Washington County Hooked Article/Wall Hanging—scene /design representative of Washington County.
 Include an explanation with entry on a 3” x 5” index card.

Premiums for the following classes:	1 st - \$6.00	2 nd - \$5.00	3 rd - \$4.00
-------------------------------------	--------------------------	--------------------------	--------------------------

SECTION 08: FRAMED NEEDLEWORK ARTS

CLASSES: (Counted Cross Stitch, Crewel, or Regular Embroidery to be done on a canvas and hung)

- 01 -Counted Cross Stitched
- 02 -Crewel
- 03 -Regular Embroidery
- 04 -Mixed Needlework Piece - (any or all of the above used one piece)
- 05 -Other Form of Framed Needlework Art not listed
- 06 -Pride of Washington County -Framed Needlework Art—scene representative of Washington County.
 Include an explanation on a 3” x 5” index card.

SECTION 09: NON-FRAMED NEEDLEWORK ARTS

CLASSES:

- 01 -Counted Cross Stitch Item
- 02 -Crewel Item
- 03 -Regular Embroidery
- 04 -Mixed Needlework Piece
- 05 -Needlework Wearable Item: motif work embroidery, country cross stitch, crewel, etc... on a sweater, vest or jacket.
- 06 -Other Not Framed Needlework Art not listed

SECTION 10: QUILTS, QUILTED ARTICLES and PATCHWORK

Rules & Regulations	<ol style="list-style-type: none"> 1. All wall hangings must be ready to be hung with appropriate devices when entered. 2. The name or title of design and/or a brief history of the piece would be welcomed. 3. For machine quilting, indicate if the exhibitor or someone else quilted the item. 4. Please cover name or signature on quilts for judging. (It will be removed after judging.) 5. Include a card neatly displaying the name of the quilt pattern if available.
--------------------------------	--

Premiums for the following classes:	1st - \$10.00	2nd - \$6.00	3rd - \$4.00
-------------------------------------	---------------	--------------	--------------

****When entering these classes make sure that you write out the entire class name, including how it was made.****

CLASSES:

- 01 -Baby Size Quilt - Hand pieced & Hand quilted
- 02 -Baby Size Quilt - Machine pieced & Hand quilted
- 03 -Baby Size Quilt - Machine pieced & Machine quilted
- 04 -Baby Size Quilt - Pieced & Tied

05 -Baby Size Quilt - Quilt includes applications of applique' or embroidery

06 -Lap Size Quilt - Hand pieced & Hand quilted

07 -Lap Size Quilt - Machine pieced & Hand quilted

08 -Lap Size Quilt - Machine pieced & Machine quilted

09 -Lap Size Quilt - Pieced & Tied

10 -Lap Size Quilt - Quilt includes applications of applique' or embroidery

11-Twin to King size Quilt - Hand pieced & Hand quilted

12 -Twin to King size Quilt - Machine pieced & Hand quilted

13 -Twin to King size Quilt - Machine pieced & Machine quilted

14 -Twin to King size Quilt - Pieced & Tied

15 -Twin to King size Quilt - Quilt includes applications of applique' or embroidery

16 -Wall hanging - Hand pieced & Hand quilted

17 -Wall hanging - Machine pieced & Hand quilted

18 -Wall hanging - Machine pieced & Machine quilted

19 -Wall hanging - Pieced & Tied

20 -Wall hanging - Quilt includes applications of applique' or embroidery

21 -Quilted Accessory - Hand pieced & Hand quilted (tote, handbag, purse, etc)

22 -Quilted Accessory - Machine pieced & Hand quilted

23 -Quilted Accessory - Machine pieced & Machine quilted

24 -Quilted Accessory - Pieced & Tied

25 -Quilted Accessory - Quilted Accessory includes applications of applique' or embroidery

26 -Wearable Quilted Item - Sweater, jacket, or vest, etc

27 -Other Quilted Item not listed - (such as a home decor item like a table runner, placemats, pillow, etc.) (1 entry per exhibitor)

28 -Fabric Paper Piecing - of any size

29 -Pride of Washington County Quilt/ Wall Hanging—scene or design representative of Washington County. Include an explanation with an item on a 3" x 5" index card.

DEPT 24: WOOD ART AND FURNISHINGS

Submission of an entry form for the show implies the exhibitor has read, understood, and will comply with all Show Rules as contained herein.

SECTION 01: REFINISHING

Premiums for the following classes:	1st - \$6.00	2nd - \$5.00	3rd - \$4.00
-------------------------------------	--------------	--------------	--------------

CLASSES:

01 -Refinished Decorative piece (such as picture frames, clocks, etc.)

02 -Refinished Small Piece of Furniture

03 -Restored piece of Small Furniture

04 -Other Refinished Piece not listed

SECTION 02: WOODEN FURNISHINGS

Premiums for the following classes:	1st - \$10.00	2nd - \$6.00	3rd - \$4.00
-------------------------------------	---------------	--------------	--------------

CLASSES:

01 -Small Chair

02 -Small Occassion Table

03 -Small Chest

04 -BookShelf/Holder

05 -Rocking Horse (or other animal)

06 -Doll House Furniture or Other Small Scaled Furniture

07 -Foot Stool

08 -Picture Frame/Bookends

09 -Walking Cane/Stick

10 -Other Wooden Article or Furniture not listed

SECTION 03: OUTDOOR and LAWN FURNITURE

Premiums for the following classes:	1st - \$10.00	2nd - \$6.00	3rd - \$4.00
-------------------------------------	---------------	--------------	--------------

CLASSES:

- | | |
|--|---|
| 01 -Handcrafted Item from a Commercial Pattern | 04 -Pride of Washington County - Painted Barn Quilt - Max.
Size of 4' x 4' |
| 02 -Handcrafted Item from an Original Design | |
| 03 -Pre-Cut Item | 05 -Other Outdoor/Lawn Furniture not listed |

SECTION 03: OUTDOOR and LAWN FURNITURE cont.

Premiums for the following classes:	1st - \$8.00	2nd - \$6.00	3rd - \$4.00
-------------------------------------	--------------	--------------	--------------

CLASSES:

- | | |
|--------------------------|---|
| 06 -Flower Box/ Planter | 09 -Bird House/ Feeder |
| 07 -Lawn Ornament | 10 -Cart |
| 08 -Wind Chimes/ Catcher | 11 -Other small scale outdoor item not listed (ex: a bench) |

SECTION 04: HANDCRAFTED TOYS (No Pre-cut pieces)

Premiums for the following classes:	1st - \$10.00	2nd - \$6.00	3rd - \$4.00
-------------------------------------	---------------	--------------	--------------

CLASSES:

- | | |
|----------------|------------|
| 01 -Car/ Truck | 03 -Puzzle |
| 02 -Pull Toy | 04 -Game |

SECTION 05: WOOD CARVING

Premiums for the following classes:	1st - \$10.00	2nd - \$6.00	3rd - \$4.00
-------------------------------------	---------------	--------------	--------------

CLASSES:

- | | |
|----------------------|----------------------------------|
| 01 -Birds | 04 -Wild Animals |
| 02 -Waterfowl | 05 -Hanging Ornament |
| 03 -Domestic Animals | 06 -Any Other Carving not listed |

SECTION 06: TURNED WOODEN ARTICLES

CLASSES:

- 01 -Spindle Form
- 02 -Bowl - free form made from a single piece of wood
- 03 -Bowl - laminated from 2 or more pieces of different woods & turned
- 04 -Plate - 1 wood - laminated or inlaid & turned
- 05 -Cane/Walking Stick - of one wood
- 06 -Cane/Walking Stick - laminated or inlaid
- 07 -Pen/Pencil Set - turned of one or more wood
- 08 -Holiday Ornament - laminated from 2 or more different woods & turned
- 09 -Other Decorative Home Accessory not listed
- 10 -Any Other Turned Wooden Article not listed

SECTION 07: WOOD BURNING

Premiums for the following classes:	1 st - \$6.00	2 nd - \$5.00	3 rd - \$4.00
-------------------------------------	--------------------------	--------------------------	--------------------------

BEGINNER CLASSES:

- 01 -Beginner Wood Burned Tray
- 02 -Beginner Wood Burned Picture
- 03 -Beginner Wood Burned Furniture Piece - Chest, Chair, Footstool, etc
- 04 -Beginner Wood Burned Other Wood Burned Piece not listed



Premiums for the following classes:	1 st - \$10.00	2 nd - \$8.00	3 rd - \$6.00
-------------------------------------	---------------------------	--------------------------	--------------------------

ADVANCED CLASSES:

- 05 -Advanced Wood Burned Tray
- 06 -Advanced Wood Burned Picture
- 07 -Advanced Wood Burned Furniture Piece - Chest, Chair, Footstool, etc
- 08 -Advanced Wood Burned Other Piece not listed

DEPT 25: OPEN WOOL & FIBER
DEPT 26: YOUTH WOOL & FIBER

Submission of an entry form for the show implies the exhibitor has read, understood, and will comply with all Show Rules as contained herein.

Superintendent	Kathryn Bruning kjbruning@gmail.com
Entry Fee	\$2.00 per class NO fee for Youth classes
ARRIVAL of ENTRIES 	<p><u>ALL Open & Youth entries must be checked in on Saturday, before the Fair starting at 9 am and ending at 3 pm at the Picnic Pavilion.</u></p> <p>CHECK-IN: Takes place in the Picnic Pavilion Between 9am - 3 pm.</p> <ul style="list-style-type: none"> - Exhibitors will receive their Exhibitor Envelope with their Exhibitor Entry List and Entry Tags. - Day passes will be given to exhibitors based on the number of entries they have brought to exhibit. <p>Once checked in, Exhibitors are to take their entries to the YOUTH Building for display and judging.</p>
Judging NEW for 2026 	<p>*YOUTH Judging (which is Face-to-Face) takes place on Saturday of Arrival between 9am - 3 pm.</p> <p>*OPEN Judging will take place this year on Sunday between 9am - 4pm in the Youth Building. -The building will be closed for judging.</p> <p>*No person or persons will be allowed to interfere with the judges in the discharge of their duties. Violations of this rule will automatically disqualify the violator’s exhibits.</p>
Limits	◆ Exhibitors may not show the same fleece in both Open & Youth. If a Youth is entering a fleece in the Youth Section, they may show a different fleece in the Open Section.
Dismissal	<p>NO EXHIBITS MAY BE REMOVED FROM THEIR BUILDING UNTIL 9:30 pm on Sunday. When exhibits are removed, they should check - out with the Supt.</p> <p>NOTE: All displays, exhibits and animals, must remain in place in their appropriate exhibit building, until the close of Fair.</p> <p>Forfeiture of premiums and future exhibitions may result from violating this rule.</p> <p>The building will be open @ 8:00 am Monday morning for removal of exhibits. They must be removed by 4:00 pm Monday evening.</p>
Volunteer Shifts Come & Educate the Public	<p>For security reasons, there must be an adult present to supervise the WOOL & FIBER Displays. We encourage Each Adult Exhibitor to volunteer for at least one 3-hour shift during the week of the Fair. Times may be scheduled with the Show Superintendent before the Fair or exhibitors may sign up on a provided schedule during fair week. Your time & knowledge are greatly appreciated. We will provide you with a Day Pass for free entrance the day of the shift(s). This is a great opportunity for you to educate the public on the Wool & Fiber arts that exist in Washington County, NY. You may sign up on line when doing your entries.</p>

SECTION 01: HANDSPUN SKEINS (NEW RULES for 2026)

<p>Rules & Regulations</p>	<ol style="list-style-type: none"> 1. All skeins must be handspun by the exhibitor. 2. Skeins may be Single Ply (a minimum of 1oz. OR 40 yds.) or Two Ply (a minimum of 2oz. OR 80 yds) depending on the category. 3. Drop Spindle Skeins must be a minimum of 1oz. or 40 yds. 4. ALL SKEINS must be neatly wound and secured in at least 4 places, with coordinating yarn. 5. ALL Skeins should have the pre-printed entry tag securely attached. Exhibitors are encouraged to fill in the Entry Description Box online at the time of entry using the following format: <ul style="list-style-type: none"> ● Fiber: (Wool, Mohair, Alpaca, Angora, etc.) ● Breed: (if this is blended please include percentage of breeds, Ex. 50/50 Romney/Finn) ● Dye Source: (N/A for all natural color categories. Identify source/brand of chemical dyes & for natural dyes) ● Mordant Used: (N/A or include specific mordant information) ● Dying Technique: please be specific ● Spinning Technique: ● Intended purpose of yarn: ● For categories that ask for a source of fiber please avoid self identifying information. For example - if you use your own raw fleece, do not include your farm name. Ex. Romney Fleece, personal flock, hand processed or Romney Fleece, purchased from Washington County Farm (or other source such as online sale from farm located in...) <p><i>If the above information is not available at the time of entry, please request a description card template from the superintendent to be pre-filled prior to drop off of entries.</i></p>
<p>Limits</p>	<p>There is a limit of 2 skeins per class. However, each skein must be different. Each Skein must be spun from different fibers. No two skeins in a class shall be spun from the same fiber by the same exhibitor.</p>

<p>Premiums for the following OPEN classes:</p>	<p>1st- \$12.00</p>	<p>2nd- \$10.00</p>	<p>3rd- \$7.00</p>	<p>4th - \$5.00</p>
<p>Points for the following YOUTH classes:</p>	<p>Blue – 8pts</p>	<p>Red – 5pts</p>	<p>White – 3pts</p>	

Please contact the Superintendent with any questions.

CLASSES: OPEN & YOUTH:

- 01 - Two Ply 100% Wool - Natural
- 02 - Two Ply 100% Wool - Naturally Dyed by Exhibitor
- 03 - Two Ply 100% Wool - Dyed by Exhibitor with Commercial Dye
- 04 - Single Ply 100% Wool - Natural
- 05 - Single Ply 100% Wool - Naturally Dyed by Exhibitor
- 06 - Single Ply 100% Wool - Dyed by Exhibitor with Commercial Dye
- 07 - Single or more Ply - Novelty - at least 50% Wool and should be a uniquely prepared Skein.
- 08 - Single or more Ply - at least 50 % Wool prepared by Exhibitor from Raw Fleece
- 09 - Single or more Ply - Alpaca - at least 50% Alpaca
- 10 - Single Ply Wool Blend - at least 50% Wool blended with any other natural fiber (Excluding Alpaca) ie: cotton, silk, tencel, mohair, angora, dog, camel, seacell, yak, musk ox, etc. (please indicate fiber blended with)
- 11 - Two or more Ply Wool Blend - at least 50% Wool blended with any other natural fiber (Excluding Alpaca) ie: cotton, Silk, tencel, mohair, angora, dog, camel, seacell, yak, musk ox, etc. (please indicate fiber blended with)
- 12 - Single or more Ply - 100% Locally Grown Wool (please indicate source)
- 13 - Novice Skein – 100% Wool—First year Spinner of any age
- 14 - Novice Skein – Wool Blend—First year Spinner of any age
- 15 - Drop Spindle Spun Skein – 100% Natural Fibers. May be blended (including wool, Alpaca, mohair Angora, silk, cotton. Tencel, dog, camel, yak, musk ox, seacell) Spinner’s Choice. Please indicate fibers used.
- 16 - Featured Skein – 100% Coopworth (from raw fiber or purchased roving. Indicate source. (1 entry/exhibitor)

“BEST of SHOW” Ribbons:

Best 100% Sheep Wool Skein

Best Sheep Wool Blend Skein

Best Novelty Skein

Best Featured Skein

Best Novice Skein

Best Dyed Skein ~ Dyed Naturally by Exhibitor

Best Dyed Skein ~ Dyed Commercially by Exhibitor

Best Exotic Skein

Champion Ribbons: Grand Champion Skein & Reserve Champion Skein

SECTION 02: FLEECE

Rules & Regulations	<ol style="list-style-type: none"> 1. Fleece must be the current wool crop (2025-2026). 2. Exhibitors are allowed ONE Fleece in each class. 3. Fleece must arrive in a sturdy, clear, untied plastic bag. 4. Fleece must be unwashed & well skirted. 5. Each fleece must have a secured card identifying the breed of sheep. 6. Fleece will be judged according to breed standards, suitability for hand spinning, crimp, luster, & strength. 7. Fleece will be rejected for any of the following: heavy contaminants, fiber less than 2 inches, excessive coting or felting, mold or any problem the superintendent deems unacceptable. 8. Contact the Superintendent with questions.
--------------------------------	---

Premiums for the following OPEN classes:	1 st - \$12.00	2 nd - \$10.00	3 rd - 7.00
Points for the following YOUTH classes:	Blue – 8pts	Red – 5pts	White – 3pts

CLASSES: OPEN & YOUTH

01 - Fine White Fleece

02 - Medium White Fleece

03 - Long White Fleece

04 - Fine Natural Colored Fleece

05 - Medium Natural Colored Fleece

06 - Long Natural Colored Fleece

07 - Primitive Fleece - such as Icelandic, Shetland, etc

“BEST of SHOW” Ribbons:

Best of Show White Fleece

Best of Show Natural Colored Fleece

Best of Show Primitive Fleece

Champion Ribbons: Grand Champion Fleece & Reserve Grand Champion Fleece

SECTION 03: FIBER ARTS (OPEN ONLY)

Rules & Regulations	<ol style="list-style-type: none"> 1. All items must be made with handspun yarn, spun either by the exhibitor or purchased handspun yarn. 2. All items must be handmade by the exhibitor from 100% wool, wool—blend, or exotic animal fiber. 3. No item shall be permitted to be exhibited if it has been previously exhibited in the Washington County Fair, NY.
Limits	One item per class, unless otherwise stated.

Premiums for the following OPEN classes:	1 st - \$12.00	2 nd - \$10.00	3 rd - 8.00	4 th - \$5.00
Points for the following YOUTH classes:	Blue – 8pts	Red – 5pts	White – 3pts	

CLASSES: OPEN ONLY

01 - **Garment**—made by exhibitor of 100% wool or blend or exotic animal fibers

02 - **Woven Item**—made by exhibitor of 100% wool or blend or exotic animal fibers

03 - **Featured Item** – Any item made from 100% Coopworth. Any technique may be used. Felting, knitting, woven,

Crocheted, a project basket of 4 or more skeins (indicate the project and technique)

04 - 2nd Time Around – Using material that was entered at the Washington County Fair last year, enter a product of that material and indicate on a card what was previously entered along with Breed, Fiber Prep, and Technique. (for example: a fleece from last year is entered as a skein this year or a skein from last year entered as an article this year).

05 - Any Felted Item – by any method

06 - Pride of Washington County Fiber Item - any item made from yarn produced by a Washington County, NY Fiber Farm. This includes handspun (purchased) or commercially spun yarn (purchased or from your own flock or some Other Washington County, NY producer). For example - a knit item made from yarn from your flock, spun at a Fiber mill such as Battenkill, Green Mountain, Ohio Valley, etc.

07 - Any Home Decor/ Accessory Item - created from 50% or more Sheep Wool - using any technique.

“BEST of SHOW” Ribbons

Best of Show Garment

Best of Show Woven Article

Best of Show Featured Item

Best of Show “2nd Time Around”

Best of Show Pride of Washington County

Best of Show Felted Item

Best of Show HomeDecor/Accessory Item

Champion Ribbons: Grand Champion Fiber Arts & Reserve Grand Champion Fiber Arts

Supreme Exhibit Award Ribbon

YOUTH wishing to enter these classes should do so through the YOUTH DEPT, SECTION: Textiles and Needlework Arts.

SECTION 04: SPECIAL EVENTS - (OPEN & YOUTH) All Events to be held in the Youth Building.

CLASSES:

01 - Special Event on Sunday of Fair @ 1:00 pm: “ChopStick Knitting Competition”. Participants may sign up online.

However, walk-ins are welcome. There is no charge. Please contact the Superintendent if interested in participating.

RULES:

1. Contestants will be provided with worsted weight yarn.
2. Contestants will be provided with a pair of chopsticks.
3. Before timing begins, contestants will cast on 20 stitches to their chopsticks in any manner they prefer.
4. Knitters will knit for 20 minutes.
5. When time is up, the swatch will be judged and measured by the rows knitted.
6. The judge's decision is final.

CLASSES: *All Fiber will be provided.* (Ribbon and/or special award)

02 - Drop Spindle Hand Spinning Contest –Event is Saturday of Fair week @ 2:00 pm. Any type may be used

03 - Spinning Wheel Hand Spinning Contest – Event is Saturday of Fair week @2pm. Special prizes will be awarded in each class for longest & most consistent skeins.

DEPT 27: OPEN FLOWERS & GREENS

Submission of an entry form for the show implies the exhibitor has read, understood, and will comply with all Show Rules as contained herein.

Superintendent	Janet Brown Jbrownfair@outlook.com
Entry Fee	Entry Fee: \$1.00 per class except for Wreaths, Roping, and Greens (see details in the corresponding Section)
Arrival of Exhibits	-Exhibits are to be checked in on the Monday of Fair between 9am - 2pm in the Picnic Pavilion. -Check-In will take place in the Picnic Pavilion where you will pick up your Exhibitor Envelope with Entry Tags and Day Passes.
Judging	Judging will take place in the Handmade Homegrown building starting at 2:00 pm on Monday.
Rules & Regulations	<ol style="list-style-type: none"> 1. All exhibits for SECTIONS of CUT FLOWERS - STEMS, BLOOMS, and GLADIOLUS must be in GREEN Colored Containers. 2. Plants in pots, to be entitled to prizes, must show skillful culture by the profusion of bloom or decorative foliage, and by the beauty, symmetry and vigor of the specimens. 3. All plants exhibited as potted plants must have been grown in pots or in other suitable containers; they must not have been lifted from the ground and put into pots or other containers. 4. No plants or flowers will be entitled to a prize or other award unless they possess points of superiority, and no award will be made to unworthy specimens, though they may be the only one of their kind on exhibition. 5. All plants must have been grown by the exhibitor. 6. No person or persons will be allowed to interfere with the judges in the discharge of their duties. Violations of this rule will automatically disqualify the violator's exhibits. 7. NO plastic or artificial plant material will be allowed for SECTIONS of POTTED PLANTS, ARRANGEMENTS, BOUQUETS, CUT FLOWERS - STEMS, BLOOMS, GLADIOLUS and MISCELLANEOUS unless otherwise stated. 8. NO DRIED flowers may be used except when specified. 9. EXHIBITORS ARE ENCOURAGED TO REFRESH THEIR FLOWERS MIDWEEK.
Volunteer Shifts Come Educate The Public	For security reasons, there must be an adult present to supervise the OPEN FLOWERS and PRODUCE displays. The Fair encourages each Adult Exhibitor to volunteer at least one 3-hour shift during the week of the Fair. Days & Times may be scheduled with the Show Superintendents before the Fair or exhibitors may sign up when checking in exhibits. You will be provided with a Day Pass for free entrance for the day of your shift. Your time is greatly appreciated as well as sharing your knowledge of flowers, produce, and the fair.
Limits	One (1) entry per class.
Dismissal of Exhibits	NO EXHIBITS MAY BE REMOVED FROM THEIR BUILDING UNTIL 9:30 pm on Sunday. When picking up your exhibits, please check-out with the supt. Exhibits must be removed from the building by 4:00pm Monday evening. The building will be open Monday morning for removal.

Rosettes will be awarded for the following:

Top First Year Exhibitor - Judge's Choice

Best Arrangement

Best Cut Flower

Best Floral Art

Best Potted Plant

Best Table Setting

Best of Show Wreath/Greens

Premiere Florist

DEPT. 27: OPEN FLOWERS SECTIONS AND CLASSES

SECTION 01: FIRST YEAR EXHIBITOR

CLASS:

01 -First Year Exhibitor - this class is for those exhibiting for the first time in the Open Flower Dept. **You must enter at least one other class in this department besides this 1st Year Exhibitor Class to be considered.**

SECTION 02: ARRANGEMENTS

Premiums for the following classes:	1st - \$7.00	2nd - \$5.00	3rd - \$3.00
-------------------------------------	--------------	--------------	--------------

CLASSES:

01 -Annuals in a Vase

02 -Any Arrangement combining the use of Fresh and/or Dried materials with Silk materials

03 -Arrangement in a Cup & Saucer

04 -Arrangement Using One Variety of Flower

05 -Arrangement using Red, White & Blue Flowers

06 -Christmas Arrangement

07 -Dining Table Arrangement - mixed flowers w/greens, No candlesticks

08 -Dish Garden - plants do not have to be growing

09 -Dish Garden - with plants growing

10 -Dried Materials in a Container

11 -Miniature Arrangement of Dried Materials

12 -Wall Hanging of Dried Materials

13 -Driftwood Arrangement - dimensions not to exceed 24"

14 -Foliage Arrangement

15 -Kitchen Arrangement - displayed in a Kitchen Container

16 -Miniature Arrangement - 7" and Under

17 -Miniature Landscape - using dried materials

18 -Monochromatic Arrangement - including the container

19 -Most Original Arrangement

20 -Perennials in a Vase

21 -Red Flowers w/foilage in a Black Container

22 -Seed Pod & Berry Arrangement - fresh and/or dried materials

23 -Arrangement in Ikebana

24 -White Flowers in a White Container

25 -**Arrangement Theme Class: "Under the Sea"** - using fresh and/or dried materials, create an arrangement showing your interpretation of "**Under the Sea**". The container should assist with depicting the theme. Entry should include a title.

26 -"**Art in Bloom**" - using a famous painting as inspiration, please create an arrangement using fresh and/or dried materials which depicts your floral interpretation of the painting. Please provide a copy of the painting used for your inspiration.

SECTION 03: BOUQUETS

Premiums for the following classes:	1st - \$7.00	2nd - \$5.00	3rd - \$3.00
-------------------------------------	--------------	--------------	--------------

CLASSES:

01 -Corsage

02 -Wild Flower Bouquet - not to exceed 30" tall including container. **Bouquet should not include the use of invasive plants.**

SECTION 04: CUT FLOWERS - BLOOMS

Premiums for the following classes:	1st - \$5.00	2nd - \$3.00	3rd - \$2.00
-------------------------------------	--------------	--------------	--------------

CLASSES:

01 -Lavender Asters - 3 blooms

02 -Mixed Asters - 3 blooms

03 -Pink Asters - 3 blooms

04 -Purple Asters - 3 blooms

05 -White Asters - 3 blooms

06 -Coneflowers - 3 blooms

07 -Ball Dahlias - 3 blooms

08 -Dahlias - collection of mixed types - 7 blooms

09 -Dahlias - collection of same type - 7 blooms

10 -Dwarf Hybrid Dahlias - 3 blooms

11 -Large Decorative Dahlias - 1 bloom

12 -Pompon Dahlias - 3 blooms

13 -Gaillardias - 5 blooms

14 -Gloriosa Daisies - 3 blooms

15 -Large Marigolds - 3 blooms

16 -Small Marigolds - 5 blooms

17 -Nasturtiums - 5 blooms

18 -Pansies - 5 blooms

19 -Scabiosa -5 blooms

20 -Sunflower -diameter of head greater than 6 inches - 3 blooms

21 -Sunflower- diameter of head not to exceed 6 inches - 5 blooms

22 -Large Zinnias - 3 blooms

23 -Small Zinnias - 5 blooms

24 -Zinnias - mixed collection of 7 blooms

25 -Other Cut Flower Blooms not listed - 5 blooms

SECTION 05: CUT FLOWERS - STEMS

Premiums for the following classes:	1st - \$5.00	2nd - \$3.00	3rd - \$2.00
-------------------------------------	--------------	--------------	--------------

CLASSES:

- | | |
|---|--|
| 01 -Ageratum - 5 stems | 17 -Double Petunia - 5 stems |
| 02 -Amaranth - 5 stems | 18 -Single Million Bells Petunia - 5 stems |
| 03 -Annual Bachelor Button - 5 stems | 19 -Single Petunia - 5 stems |
| 04 -Perennial Bachelor Button - 5 stems | 20 -Annual Phlox- 5 stems |
| 05 -Calendula - 5 stems | 21 -Hardy Phlox - 5 stems |
| 06 -Cannas - 1 stem | 22 -Pinks - 5 stems |
| 07 -Crested Type Celosia - 1 stem | 23 -Floribunda Rose - 1 stem |
| 08 -Celosia Flamingo Feathers - 3 stems | 24 -Hybrid Tea Rose - 1 stem |
| 09 -Plumosa Celosia - 3 stems | 25 -Miniture Rose - 1 stem |
| 10 -Coreopsis - 5 stems | 26 -Salvia - 5 stems |
| 11 -All Other Cosmo - 5 stems | 27 -Large Snapdragon - 5 stems |
| 12 -Bright Light Cosmos - 5 stems | 28 -Small Snapdragon - 5 stems |
| 13 -Gomphrena - 5 stems | 29 -Statice - 5 stems |
| 14 -Hydrangea - 3 stems | 30 -Strawflower - 5 stems |
| 15 -Larkspur - 5 stems | 31 -Verbena - 5 stems |
| 16 -Lily - 1 stem | |

SECTION 06: FLORAL ART (Silk Flowers)

Premiums for the following classes:	1st - \$5.00	2nd - \$3.00	3rd - \$2.00
-------------------------------------	--------------	--------------	--------------

CLASSES:

- | | |
|--|--|
| 01 -Arrangement of Handmade Flowers -filling materials may be w/real &/or silk flowers | 12 -Home Decor Pressed Flower Piece |
| 02 -Bouquet | 13 -Other Pressed Flower Item not listed |
| 03 -Boutonniere | 14 -Hair Piece |
| 04 -Bridal Bouquet | 15 -Hat |
| 05 -Corsage | 16 -Other Accessory not listed |
| 06 -Floral Arrangement Using Recycled Materials | 17 -Box/Book Piece |
| 07 -Hanging Basket | 18 -Broom/Wreath/Door Piece |
| 08 -Table Arrangement | 19 -Floor or Pedestal Piece |
| 09 -Framed Pressed Flower Piece (Over 10") | 20 -Other Room Decor Piece not listed |
| 10 -Framed Pressed Flower Piece (10" and under) | 21 -Other Floral Art not listed |
| 11 -Pressed Flower Stationery Item | |

SECTION 07: GLADIOLUS

Premiums for the following classes:	1st - \$5.00	2nd - \$3.00	3rd - \$2.00
-------------------------------------	--------------	--------------	--------------

CLASSES:

- | | |
|----------------------------------|---|
| 01 -Bicolor - 1 spike | 12 -Small Flowering Gladioli of any variety- 3 spikes |
| 02 -Cream or Buff - 1 spike | 13 -Smokey - 1 spike |
| 03 -Green - 1 spike | 14 -Spike having the most Florets open at Judging |
| 04 -Lavender - 1 spike | 15 -Variegated - 1 spike |
| 05 -Mixed - 3 spikes | 16 -White - 1 spike |
| 06 -Orange - 1 spike | 17 -Yellow - 1 spike |
| 07 -Pink - 1 spike | 18 -Other Color not listed - 1 spike |
| 08 -Purple - 1 spike | |
| 09 -Rose Pink - 1 spike | |
| 10 -Salmon Pink - 1 spike | |
| 11 -Scarlet or Crimson - 1 spike | |

Premiums for the following classes:	1st - \$7.00	2nd - \$5.00	3rd - \$3.00
-------------------------------------	--------------	--------------	--------------

CLASSES:

- 19 -Artistically Arranged Vase or Basket of Gladioli - any type, containing not less than 8 spikes of ONE VARIETY.
Other flowers, foliage, and ribbon may be used, but GLADIOLI must be predominate. Must be arranged.
- 20 -Artistically Arranged Vase or Basket of Gladioli - any type, containing ONE SPIKE EACH OF NOT LESS THAN EIGHT (8) VARIETIES.
Other flowers, foliage, and ribbon may be used, but GLADIOLI must be predominate. Must be arranged.
- 21 -Arrangement of Gladioli Tips - other foliage may be used. Must be arranged.
- 22 -Combination of One(1) Spike each of RED and WHITE - with or without markings for a total of 2 spikes.
- 23 -Combination of One(1) Spike each of TWO WHITE GLADIOLI - with or without markings for a total of 2 spikes

SECTION 08: POTTED PLANTS

Premiums for the following classes:	1st - \$7.00	2nd - \$5.00	3rd - \$3.00
-------------------------------------	--------------	--------------	--------------

CLASSES:

- | | |
|---------------------------------------|---|
| 01 -African Violet in Bloom | 11 -Fuchsia in Bloom |
| 02 -Begonia | 12 -Geranium in Bloom |
| 03 -Begonia (Elephant Ear) | 13 -Hanging Flowering Plant - No cactus |
| 04 -Begonia (Fibrous) | 14 -Ivy |
| 05 -Begonia (Tuberous) | 15 -Lantana in Bloom |
| 06 -Cactus (all varieties) | 16 -Most Unusual Indoor Plant |
| 07 -Coleus | 17 -Most Unusual Outdoor Plant |
| 08 -Fern | 18 -Terrarium |
| 09 -Foliage Plant | 19 -Any Other Succulent not listed |
| 10 -Hanging Foliage Plant - NO cactus | 20 -Air Plants |

SECTION 09: TABLE SETTINGS

Premiums for the following classes:	1st - \$10.00	2nd - \$7.00	3rd - \$5.00
-------------------------------------	---------------	--------------	--------------

Please note for these classes:

- the online classes say to refer to this Handbook for specific details as the entire class description cannot be entered in the space provided. NO silk flowers may be used. NO real food should be used.

CLASSES:

- 01 -Table Setting w/Flowers: Special Anniversary: A table setting for one (1) with an arrangement of fresh and/or dried plant material which depicts the theme. Entry should include a title. Exhibitor must provide a standard size card table linens, and place setting and flowers.
- 02 -Table Setting w/Flowers: Holiday or Party - A table setting for one(1) person. Identify the Holiday or Party Theme. Entry should include a title. Exhibitors must provide a standard size card table, linens, and place setting and flowers.
- 03 -Other Table Setting w/Flowers: Any other setting for one(1) person. Exhibitor must provide a standard size card table, linens place setting and flowers.

SECTION 10: MISCELLANEOUS

Premiums for the following classes:	1st - \$10.00	2nd - \$7.00	3rd - \$5.00
-------------------------------------	---------------	--------------	--------------

CLASS:

01 -"A Floral interpretation of ART ~ Where Blooms become Brushstrokes" using fresh, dried and/or silk materials recreate a painting and/or picture. The frame should not exceed 16" x 20". Please provide a copy of the item used for your inspiration.

Premiums for the following classes:	1st - \$7.00	2nd - \$5.00	3rd - \$3.00
-------------------------------------	--------------	--------------	--------------

CLASSES:

02 -Arranged Window or Porch Container - not less than 5 or more than 7 flowering plants.

03 -Collection of Coleus - not less than 3 or more than 5 in one pot.

SECTION 11: WREATHS & ROPING of GREENS

Princess Pine is not allowed to be used in any Section: Wreath & Roping Classes.

Entry Fee	\$2.00 entry fee per class
Arrival of Exhibits	Exhibits to be brought in on Monday of Fair between 9:00 am - 2:00 pm. Check-In will take place in the Picnic Pavilion.
Rules & Regulations	<ol style="list-style-type: none"> All exhibits must be in place by 2:00 pm on Monday, opening day. No award will be given to any class unless exhibits are worthy.

Awards: Best of Show

<u>CLASSES:</u>	<u>First Place</u>	<u>Second Place</u>	<u>Third Place</u>
01 -Decorated Wreath	\$15.00	\$10.00	\$5.00
02 -Undecorated Wreath	\$12.00	\$6.00	\$5.00
03 -Kissing Ball or Hanging Arrangement	\$20.00	\$15.00	\$10.00
04 -Mailbox Wreath	\$10.00	\$8.00	\$6.00
05 -Roping - not swags	\$12.00	\$6.00	\$5.00
06 -Swag	\$12.00	\$10.00	\$8.00
07 -Table Arrangement	\$8.00	\$6.00	\$4.00

DEPT 28: OPEN PRODUCE SECTIONS & CLASSES

Submission of an entry form for the show implies the exhibitor has read, understood, and will comply with all Show Rules as contained herein.

Superintendent	Jennifer DeMoy 802-989-5418
Entry Fee	Entry Fee for BEANS through VEGETABLE ART is \$1.00. Entry Fee for EDUCATIONAL DISPLAYS is \$5.00.
Arrival of Exhibits	CHECK-IN will take place in the Picnic Pavilion. All exhibits must be checked-in starting at 9:00 am and ending at 2:00 pm..
Volunteer Shifts Come Educate the Public	For security reasons, there must be an adult present to supervise the OPEN FLOWERS and OPEN PRODUCE Displays. Each Adult Exhibitor is encouraged to volunteer for at least one 3-hour shift during the week of the Fair. Times may be scheduled with the Show Superintendents prior to the Fair or exhibitors may sign up on a provided schedule during fair week. The Supt will provide you with a Day Pass for free entrance the Day of the shift you signed up for. Your time is greatly appreciated & encouraged.
Rules & Regulations	<ol style="list-style-type: none"> 1. All exhibits must be in place by 2:00 pm on Monday, opening day of the fair. 2. Exhibits may be disqualified or marked down if they do not meet the standards for the specific exhibits. 3. Variety name should be stated on the PAPER ENTRY FORM or IN THE "ENTRY DESCRIPTION" BOX Online. 4. First Year Exhibitors are encouraged to enter "SECTION: NEW EXHIBITOR", Class "First Year Exhibitor". There is NO entry fee.
Limits	One (1) entry per class.
Dismissal of Exhibits	NO EXHIBITS MAY BE REMOVED FROM THEIR BUILDING UNTIL 9:30 pm on Sunday. Please check out with your Superintendent. They must be removed by 4:00pm Monday.

Rosettes will be awarded for the following:

- First Year Exhibitor**
- Best Educational Exhibit**
- Best Hay**
- Best Herb**
- Best Honey**
- Best Maple**
- Best Pumpkin**
- Best Vegetable**
- Premier Gardener & Reserve Premier Gardener**

Premiums for the following Sections:			
Premiums for Section-Vegetable Arts:	1st - \$10.00	2nd - \$7.00	3rd - \$5.00
Premiums for Section- Educational Displays:	1st - \$50.00	2nd - \$30.00	3rd - \$20.00
Premiums for All Other Sections:	1st - \$7.00	2nd - \$5.00	3rd - \$3.00

SECTION 01: FIRST YEAR EXHIBITOR

CLASS:

01 -First Year Exhibitor - this class is for those exhibiting for the first time in the Open Produce Dept. **You must enter in at least one other class in this department besides this 1st Year Exhibitor Class to be considered.**

SECTION 02: BEANS - 10 Pods with stem tips

CLASSES:

- 01 -Green Beans
- 02 -Purple Beans

- 03 -Shell Beans
- 04 -Yellow Beans

SECTION 03: BEETS - 3 specimens w/ 1" of stem

CLASSES:

01 -Red Globe Type

02 -Stock Mangle Type

03 -Other Type of Beet not listed

SECTION 04: CABBAGE

CLASSES:

01 -Brussel Sprouts - 10 sprouts

02 -Chinese Cabbage - 1 head w/some outer leaves left on

03 -Green Cabbage - 1 head w/some outer leaves left on

04 -Purple Cabbage - 1 head w/some outer leaves left on

SECTION 05: CARROTS - 3 specimens w/ tops off.

CLASSES:

01 -Chantenay Type

02 -Danvers Type

03 -Nantes Type

04 -Other Carrot Type not listed

SECTION 06: CHARD - 1 plant with roots off

CLASSES:

01 -Swiss Chard

02 -Other Color Chard not listed

SECTION 07: CORN - 3 ears

CLASSES:

01 -Ornamental Corn - husked w/husks attached

02 -Popcorn - husked w/husks attached

03 -Sweet Bicolor - husks on, 1 side stripped, trim shank

04 -Sweet White- husks on, 1 side stripped, trim shank

05 -Sweet Yellow - husks on, 1 side stripped, trim shank

SECTION 08: CUCUMBERS

CLASSES:

01 -Burpless - 3 specimens

02 -Pickling Variety of 2 ½ " & Under - 6 specimens

03 -Pickling Variety of Over 2 ½ " - 6 specimens

04 -Slicing Variety - 3 specimens

SECTION 09: EGGPLANT - 1 specimen

CLASSES:

01 -Classic Variety of Eggplant - (Black Beauty/Black Magic)

02 -Other Variety of Eggplant not listed

SECTION 10: GRAINS/FORAGE

CLASSES:

01 -2025 Corn Silage

02 -2026 Corn Silage

03 -2025 Corn - 3 ears w/no husks

04 -2026 Corn - 3 ears w/no husks

05 -Corn - 5 ears, Dent-Husked

06 -2025 Hay Silage

07 -2026 Hay Silage

08 -Unthreshed Sheaf of Grain - at least 6" diameter

SECTION 11: FRUITS

CLASSES:

01 -Apples of any Variety - 3 specimens

02 -Berries - ½ pint basket

03 -Any Other Fruit - 3 specimens

SECTION 12: HAY - For all hay classes a 6" to 10" section of Field Bale cured to 30% moisture or less is required. Please be sure to list the Complete Class name on the entry form.

CLASSES:

- | | |
|--|--|
| 01 -1st Cutting of Alfalfa | 10 -2nd Cutting of Any Clover |
| 02 -1st Cutting of Any Clover | 11 -2nd Cutting of Any Other Legume |
| 03 -1st Cutting of Any Other Legume | 12 -2nd Cutting of Any Other Non-Legume |
| 04 -1st Cutting of Any Other Non-Legume | 13 -2nd Cutting of Mixed Grass |
| 05 -1st Cutting of Broome | 14 -2nd Cutting of Trefoil |
| 06 -1st Cutting of Mixed Grass | 15 -3rd Cutting of Alfalfa |
| 07 -1st Cutting of Mixed Legume | 16 -3rd Cutting of Any Clover |
| 08 -1st Cutting of Timothy | 17 -3rd Cutting of Mixed Grass |
| 09 -2nd Cutting of Alfalfa | |

SECTION 13: HERBS - All individual herbs except Parsley and Collection of Herbs should have 5 specimens in water.

CLASSES:

- | | |
|-------------------------------------|--|
| 01 -Basil | 07 -Parsley - 1 plant w/roots off |
| 02 -Cilantro | 08 -Rosemary |
| 03 -Dill (mature seed heads) | 09 -Sage |
| 04 -Lavender | 10 -Tarragon |
| 05 -Marjoram | 11 -Thyme |
| 06 -Oregano | 12 -Other Herb not listed |
| | 13 -Collection of 5 Different Herbs - in a container w/roots on & planted |

SECTION 14: HONEY & HONEY PRODUCT

CLASSES:

- | | |
|--|--|
| 01 -Amber Comb Honey - 2 sections of comb | 06 -White Honey - in a glass jar |
| 02 -Amber Honey - in a glass jar | 07 -Creamed Honey - in a glass jar |
| 03 -Buckwheat Comb Honey - 2 sections of comb | 08 -Royal Jelly - in a glass jar |
| 04 -Buckwheat Honey - in a glass jar | 09 -Unbleached Wax - 2 one-pound cakes of wax |
| 05 -White Comb Honey - 2 sections of comb | |

SECTION 15: LETTUCE - 1 plant w/some outer leaves left on

CLASSES:

- 01 -Head Lettuce** - any variety
- 02 -Leaf Lettuce** - any variety

SECTION 16: MAPLE PRODUCTS

CLASSES:

- | | |
|--|---|
| 01 -Indian Sugar - granulated maple sugar | 07 -Table Grade A (Dark color, Robust taste) |
| 02 -Maple Butter | 08 -Table Grade A (Golden color, Delicate taste) |
| 03 -Maple Confection - include recipe | 09 -Any Other Value Added Product - include recipe |
| 04 -Maple Cream - ½ pint | 10 -Pride of the Sugar Bush -a container of 3 different Items from the Maple Product Section. Presentation is included in judging. |
| 05 -Maple Sugar Candy - 3 pieces | |
| 06 -Table Grade A (Amber color, Rich taste) | |

SECTION 17: MUSKMELONS - 1 specimen

CLASSES:

- 01 -Any kind (list variety w/entry in Entry Description box)**

SECTION 18: ONIONS - 3 specimens, not peeled, trim tops to 1"

CLASSES:

- 01 -Multiplier Onion
- 02 -Red Type Onion
- 03 -White Type Onion

- 04 -Yellow Type Onion
- 05 -Other Onion not listed

SECTION 19: PEPPERS - 3 specimens

CLASSES:

- 01 -Jalapeno Hot Pepper
- 02 -Other Hot Pepper not listed

- 03 -Sweet Green Bell Pepper
- 04 -Other Sweet Pepper not listed

SECTION 20: POTATOES

CLASSES:

- 01 -Blue/Purple Potato - 3 tubers
- 02 -Gold Potato - 3 tubers
- 03 -Red Potato- 3 tubers
- 04 -Russet Potato - 3 tubers

- 05 -Sweet Potato - 1 vine w/at least 3 tubers
- 06 -White Potato - 3 tubers
- 07 -Other Potato not listed - 3 tubers
- 08 -Largest Potato - 1 tuber

SECTION 21: PUMPKINS - 1 specimen

CLASSES:

- 01 -Field Type - any variety
- 02 -Pie Type - any variety

- 03 -Other Variety of Pumpkin not listed
- 04 -Largest Pumpkin

SECTION 22: RADISHES - 1 bunch of 10

CLASSES:

- 01 -Globe Variety

- 02 -Icicle Variety

SECTION 23: SPINACH - 1 plant

CLASSES:

- 01 -New Zealand Type

- 02 -Savoy Type

SECTION 24: SUMMER SQUASH - 2 specimens not over 10" long

CLASSES:

- 01 -Yellow Crooked Neck
- 02 -Yellow Hybrid Straightneck

- 03 -Zucchini
- 04 -Other Summer Squash not listed

SECTION 25: TOMATOES -3 specimens w/no stems

CLASSES:

- 01 -Red Cherry Tomatoes
- 02 -Grape Tomatoes
- 03 -Heirloom Tomatoes
- 04 -Plum Tomatoes

- 05 -Regular Red Tomatoes - any variety
- 06 -Other Colored Tomatoes not listed
- 07 -Other Colored Cherry Tomatoes

SECTION 26: WATERMELONS - 1 specimen (any variety)

CLASSES:

- 01 -Red Flesh Watermelon

- 02 -Yellow Flesh Watermelon

- 03 -Small IceBox Watermelon

SECTION 27: WINTER SQUASH - 1 specimen

CLASSES

- 01 -Buttercup Squash
- 02 -Butternut Squash
- 03 -Delicata Squash
- 04 -Hubbard Type Squash

- 05 -Royal Acorn Squash
- 06 -Other Winter Squash not listed

SECTION 28: MISCELLANEOUS VEGETABLES

CLASSES:

- 01 -Broccoli - 1 head
- 02 -Cauliflower - 1 head of any variety
- 03 -Celery - 1 plant
- 04 -Endive - 1 plant
- 05 -Garlic - 5 bulbs
- 06 -Horseradish - 3 roots (crown of plant on)
- 07 -Kale - 5 leaves
- 08 -Kohl Rabi - 1 plant
- 09 -Leeks - 3 shanks
- 10 -Okra - 5 pods, any variety
- 11 -Parsnips - 3 specimens w/tops off
- 12 -Peanuts - 1 vine

- 13 -Rhubarb - 5 spikes
- 14 -Rutabaga - any variety, 1 specimen w/tops off
- 15 -Shallots - 3 specimens
- 16 -Tomatillo - 3 specimens
- 17 -Turnips - 3 specimens w/tops off
- 18 -Other Vegetable not listed
- 19 -Collection of Ornamental Gourds - at least 5 varieties, provide display container
- 20 -Market Basket of Farm Produce - 10 different items
- 21 -Variety Plate - One(1) Vegetable, 3 Different Varieties

SECTION 29: ODDITIES IN AGRICULTURE

CLASSES:

- 01 -**Biggest Vegetable** - any vegetable other than a pumpkin or potato which has grown to an unusually large size.
- 02 -**Garden Artifacts** - most unusual item that has been unearthed while gardening.
- 03 -**Plant Material that has grown that way Naturally** - such as vegetable showing human facial characteristics; a twig grown into the shape of something unusual; unusually colored fruit or vegetable, such as a white tomato.
- 04 -**Plant Material that has grown that way because it was Manipulated by a human** - such as a vegetable or fruit with initials grown into its skin; a twig grown around an object, etc.

SECTION 30: VEGETABLE ART - vegetables and farm produce used do not have to be grown by the exhibitor.

CLASSES:

- 01 -**Garden Scarecrow** - a combination of 5 or more different vegetables, fruit, or farm produce (any combination). The exhibit is to be 3 -5 feet tall, free standing and use no more than 3 feet of floor space.
- 02 -**Vegetable Sculpture** - a combination of vegetables used to make a replica of a human, animal, or other artistic sculpture. At least 3 different vegetables and/or farm produce must be used.

SECTION 31: EDUCATIONAL DISPLAYS OF FARM PRODUCE

CLASSES:

- 01 -**Display of One Frame Exhibit of Live Caucasian Bees**
- 02 -**Display of One Frame Exhibit of Live Italian Bees**
- 03 -**Educational Exhibit of Farm Produce - such as Fruits, Grains, Herbs, or Hay** - These exhibits must be individual exhibits, not organizations. Exhibits should contain actual products and/or equipment. Explanatory posters are valuable, but should not be the entire exhibit. Size of the exhibit is limited to 30 x 30" x 30". The exhibitor is to supply the floor and sides.
- 04 -**Educational Exhibit of Honey, Honey Products, and Apiarian Devices** - These exhibits must be individual exhibits, not organizations. Exhibit must be a self contained story of some part of the production of honey. Size 30" x 30" x 30". The exhibitor is to supply the floor and sides.
- 05 -**Educational Exhibit of Maple Products** - These exhibits must be individual exhibits, not organizations. Exhibits should contain actual products and/or equipment. Explanatory posters are valuable, but should not be the entire exhibit. Size of the exhibit is limited to 30" x 30" x 30". The exhibitor is to supply the floor and sides. Exhibit must be a self-contained story of some part of the production of Maple Syrup.

DEPT 29: FARM TOY SHOW SECTIONS & CLASSES

Submission of an entry form for the show implies the exhibitor has read, understood, and will comply with all Show Rules as contained herein.

Superintendents	Ann Williams 518-796-8325 and Linda Germain
Entry Fee	Open classes : \$3.00 per class Youth classes: No entry fee
Arrival of Exhibits And Set Up	YOUTH: Saturday before the Fair between 9:00 am - 3:00 pm set up. OPEN: Saturday before the Fair from 9:00 am - 3:00 pm set up. Sunday before the Fair from 11:00 - 3:00 pm set up. Monday, opening day the Farm Toy Building will be open at 9:00 am and exhibitors have until 9:45 am to complete the set up of their display.
Judging	YOUTH JUDGING for Ag. Related Dioramas (is face-to-face) will take place on Saturday prior to Fair between 9 am - 3 pm once the diorama has been completely set up. OPEN JUDGING will take place Monday at 10:00 am in the Farm Toy Building.
Limits	Each exhibitor may enter each class only once.
Rule & Regulations	<ol style="list-style-type: none"> 1. All OPEN entries must be in place by 9:45 am on Monday. 2. All entries must be done by one individual (exception: Group Class of Ag. Related Diorama). 3. The Fair will provide the shelving w/protective covering. Shelves are 12"deep by 12" high. Max Length of entry is 8 feet. 4. Classes to be judged for authenticity, quality, theme, originality, and condition. Toys only to be judged. Literature and other non-toy pieces will not be judged as part of the display, but are encouraged to enhance the displays for the Fair patrons. <p>Definitions: Customized: mass produced toys altered/modified/changed to be different from stock products. Stock Item: mass produced toys unaltered from their original production.</p>
YOUTH Ag. Related DIORAMAS Information and Rules	<ol style="list-style-type: none"> 1. REFER TO THE YOUTH AGRICULTURAL ENGINEERING DEPT for YOUTH AG. RELATED DIORAMA SECTION (more details can be found in that section). 2. Judging is Saturday before Fair from 9 am - 3 pm in the TOY BUILDING. 3. YOUTH MUST BE PRESENT FOR JUDGING. Judging will be done when the diorama is set up. 4. Max. dimensions: 2' x 3'6". Must be mounted or displayed on a firm base. No higher than 15". 5. Each youth should be able to explain the Diorama's theme at judging. 6. Must include a brief description of your project that can be read by fairgoers. 7. Limit of one(1) entry per class. 8. For the Group Diorama, each child that is involved must enter that Group Class and all are to be present at the time of judging.
VOLUNTEERS Needed in the Toy Building	For security reasons it would be greatly appreciated if each adult exhibitor would volunteer to staff the Toy Building for at least 1 - 2 hour shift during the Fair. Time may be scheduled prior to the Fair by contacting the Show Superintendents. A Scheduling Sheet will also be made available for sign up during Fair week. A DAY PASS will be issued to each person who volunteers to staff the Toy Building for each day they are scheduled. We greatly appreciate all the time you can donate to the Toy Building and our Exhibits.
Dismissal of Exhibits	NO EXHIBITS MAY BE REMOVED FROM THEIR BUILDING UNTIL 9:30 pm on Sunday. All exhibits must be removed from the building by 4:00 pm Monday night. The building will be open Monday morning @ 8:30 am for removal.

SECTION 01: OPEN FARM TOYS

Premiums for the following OPEN Classes:	1st - \$20.00	2nd - \$15.00	3rd - \$10.00	4th - \$5.00
--	---------------	---------------	---------------	--------------

CLASSES:

- 01 -1/16 Best Display of One Brand** - 10 pieces max. (may be stock, custom, or both) (8 ft. shelf)
02 -1/16 Custom - modified or scratch built by owner, 5 pieces max. (8 ft. shelf)
03 -1/16 Customized - 10 pieces max. (8 ft shelf)
04 -1/16 Stock - 10 pieces max. (8 ft. shelf)
05 -1/32 Stock - 10 pieces max.
06 -1/64 Customized by the Exhibitor - 15 pieces max.
07 -1/64 Purchased Customized - 15 pieces max.
08 -1/64 Stock - 30 pieces max.
09 -Agricultural Related ANTIQUE - items need to be a minimum of 25 yrs. old - 4' shelf.
10 -Agricultural Related DIORAMA - Miniature display max. Size of 2' by 4'. Must be mounted on a firm base.
Please include a brief description of your project that can be read by fairgoers.
The exhibitor does not need to be present at the time of judging.
11 -Agricultural Toys - All sizes, all brands, 8' long shelf. 12 inch tall shelving.
12 -Display of NASCAR Die Cast or Memorabilia - max of 8'
13 -Non-Agricultural Related Antique Toy - items need to be a minimum of 25 yrs. old - 4' shelf.
14 -Pedal Tractor w/one implement (trailer, plow, baler, etc.) (stock or restored or both)
15 -Restored Pedal Tractor - Limit of 1.
16 -Static Display of Train(s) -memorabilia, or die cast - any size, stock, custom or both (8ft shelf)
17 -Stock Pedal Tractor - unrestored, in original condition. Limit of 1.
18 -Other Agricultural Related LARGE Display - max of 8' (ex: related memorabilia, construction toys, Legos, Trucks, etc.)
19 -Other Agricultural Related SMALL Display - max of 4' (ex: related memorabilia, construction toys, Trucks, etc.)
20 -Other Toys - (Not limited to Ag. Related Items) - can include collectables, memorabilia (hats, pins, sports, Hess Vehicles,etc)
Displayed on a 4 foot shelf, no limitations on the number of pieces.

Awards:

Best of Show Trophy

(Will be awarded as Judge's Choice. Awarded from the First Place Winners from OPEN Classes.)

SECTION 02: YOUTH FARM TOYS (Awards are Ribbon Only)

CLASSES:

- 01 -1/16 Stock** - (exhibitors of 5 yrs of age) - 5 pieces max.
02 -1/16 Stock - (exhibitors of 6 - 10 yrs of age) - 5 pieces max.
03 -1/16 Stock - (exhibitors of 11 - 16 yrs of age) - 5 pieces max.
04 -1/32 Stock - (exhibitors of 10 yrs of age and Under) - 10 pieces max.
05 -1/32 Stock - (exhibitors of 11 - 16 yrs of age) - 10 pieces max.
06 -1/64 Stock - (exhibitors of 5 yrs of age) - 15 pieces max.
07 -1/64 Stock - (exhibitors of 6 - 10 yrs of age) - 15 pieces max.
08 -1/64 Stock - (exhibitors of 11 - 16 yrs of age) - 15 pieces max.
09 -Display of NASCAR DieCast of Memorabilia - 4' max.
10 -Other Toys - (Not limited to Ag. Related Items) - can include collectables, memorabilia (hats, pins, Sports, Legos, Hess Vehicles, etc.) displayed on a 4 foot shelf, no limitations on the number of pieces.

Awards:

One Ribbon for Overall Best of Show Youth

DEPT 30: OPEN GRANGE

Submission of an entry form for the show implies the exhibitor has read, understood, and will comply with all Show Rules as contained herein.

Superintendent	Gail Chamberlain 518-499-1028
Entry Fee	No entry fee
Arrival & Set up Times	Saturday before the Fair: 9:00 am - 2:00 pm and Sunday before the Fair: 12:00 noon - 3:00 pm
Judging	<p>Monday @ 9:00 am in the Community Living & Grange Building.</p> <p style="text-align: center;">Judges to be Guided by the following Point System:</p> <p style="text-align: right;">Educational Value.....25 Quality rather than Quantity.....10 Arrangement & Attractiveness.....15 Presentation of Theme.....15 Effort.....15 Originality.....10 <u>Use of Handmade Articles..... 10</u></p> <p style="text-align: right;">For a Total of 100 pts.</p>
Rules & Regulations	<ol style="list-style-type: none"> 1. Open to all Granges in Washington County. 2. Important: The Name & Address of the person to whom the award is to be paid must be on the Entry Form. 3. The name of the Grange will not be displayed until after the judging is complete. 4. Exhibiting Granges will be responsible for providing attendants from 10:00 am - 10:00 pm. Passes must be obtained from the Superintendent (Gail Chamberlain). 5. Granges are required to maintain their exhibits in first class condition during the duration of the Fair. Any exhibit so neglected as to become unsightly will not receive the full amount of awards that may have been given. 6. The Fair management assumes no responsibility in case of loss or damage. 7. Exhibits should attract the attention of the passerby. Action helps to do this but should be related to the exhibit. Live plants may be useful. Spotlights and other special forms of lighting may be used to attract attention or emphasize special features. No article should display trade names. 8. The exhibit should tell a single story, correctly and completely at a glance. Pictures, painting, drawings, and signs help. Do not clutter the exhibit. This distracts instead of attracting attention. 9. All Goods should be labeled in a uniform manner. 10. Each exhibit will occupy a table of 4' x 8' and an upright 4' x 8' which will be furnished by the Fair Management.
Dismissal of Exhibits	NO EXHIBITS MAY BE REMOVED FROM THEIR BUILDING UNTIL 9:30 pm Sunday. Please check out with your Superintendent. All of the exhibit must be completely removed by 12:00 noon on Monday.

OPEN GRANGE CENTRAL THEME: "Bridging the Gaps"

Premiums for the following class: 1st - \$85.00 2nd - \$75.00 3rd - \$65.00 4th - \$55.00

SECTION 01: SUBORDINATE / COMMUNITY GRANGES

CLASS: 01 -Exhibit: "Bridging the Gaps"

SECTION 02: POMONA GRANGE (award is \$25 for attractive exhibit)

CLASS: 02 -Exhibit: "Bridging the Gaps"

SECTION 03: JUNIOR GRANGE

Premiums for the following class: 1st - \$30.00 2nd - \$25.00 3rd - \$20.00 4th - \$15.00 5th - \$15.00
--

CLASS: 03 -Exhibit: Roles & Theme: "Bridging the Gaps"

Any phase may be stressed in the Exhibit. Size: Table height 4' x 4' x 4'.

DEPT 31: CHURCH / RELIGIOUS EDUCATION

Submission of an entry form for the show implies the exhibitor has read and understood, and will comply with all Show Rules as contained herein.

Superintendent	Gail Chamberlain 518-499-1028
Entry Fee	No entry fee.
Arrival & Set Up Times	Saturday before the Fair: 9:00 am - 2:00 pm Sunday before the Fair: 12:00 noon - 3:00 pm
Judging	Monday at 9:00 am in the Community Living & Grange Building.
Rules & Regulations	<ol style="list-style-type: none"> 1. The Building will be open Saturday & Sunday during the hours for Set Up as listed above. 2. No double entries will be allowed in this department. 3. The exhibitor is to furnish the background for his/her exhibit. A platform will be provided. <p style="text-align: center;"><u>RELIGIOUS EDUCATION RULES:</u></p> <ol style="list-style-type: none"> 1. Models should not cover an area larger than 4' deep x 4' long x 6' high. 2. Exhibits should be a display or model of a scene on a religious theme used by the group during the past year. 3. At least 3 persons must have worked on the exhibit and 3 names are to be attached to the exhibit. 4. Limit of ONE (1) exhibit per Church/Religious Education. <p style="text-align: center;"><u>CHURCH EXHIBIT RULES:</u></p> <ol style="list-style-type: none"> 1. The display should not cover an area larger than 4' deep x 8' long x 6' high. Tables can be provided. 2. The display should be some phase of the program being done by the various adult groups within the Church. 3. Limit of ONE (1) exhibit per Church.
Dismissal of Exhibits	NO EXHIBITS MAY BE REMOVED FROM THEIR BUILDING UNTIL 9: 30 pm on Sunday. Please check out with your Superintendent. All of the exhibits must be completely removed by 12:00 noon Monday.

SECTION 01: CHURCH/RELIGIOUS EDUCATION

CLASSES:

01 -Religious Education Exhibit - This exhibit may be entered by Sunday School Classes, Vacation Bible School Groups, or Other Youth Groups affiliated with the Church.
(Premiums for this class: 1st - \$16.00 2nd - \$12.00 3rd - \$8.00 4th - \$4.00)

02 -Church Exhibit

(Premiums for this class: 1st - \$30.00 2nd - \$25.00 3rd - \$20.00 4th - \$15.00)

Scorecard for the Religious Education Exhibit & Church Exhibits:

Theme: Unity of Theme.....10 Educational Value.....15 Message Effectiveness.....10 Religious Significance.....10 Originality of Theme.....15	Workmanship: Effort.....15 Color & Appearance.....10 Design & Arrangement.....5 Originality of Workmanship...10 <p style="text-align: center;">For a total of 100 pts</p>
---	---

YOUTH DEPARTMENTS

4-H FFA JR.GRANGE SCOUTS

GUIDELINES for YOUTH EXHIBITORS

Check the front of this handbook for Animal Health Requirements & General Rules.

Submission of an entry form for the show implies the exhibitor has read, understood, and will comply with all Health Requirements & Show Rules as contained herein.

Superintendent	Brian Gilchrist 518-746-2560 The Cornell Cooperative Extension Office at 101 Main St., Argyle, NY.
Entry Fee	No entry fee is charged in the Youth Departments
Eligibility	<ol style="list-style-type: none"> 1. All Youth Exhibitors must be residents of Washington County, NY, those attending a school in Washington County, NY or be a member of the following Washington County, NY Youth Organizations: 4-H, FFA, or Scouts. 2. Youth Exhibitors must be 5 yrs. of age by Dec. 1, 2026 and under 19 yrs of age as of Jan. 1, 2026. 3. Eligible out of county youth exhibitors may enter in the Open Departments with animals shown in Youth Departments.
General Exhibitor Information	<ol style="list-style-type: none"> 1. Exhibits should represent work actually done by the exhibitor in the past 12 months and approved by the Youth Leader or Parent. 2. All exhibitors of Ornamental Horticulture, Garden Produce, Hay, Corn, Potatoes, and Small Grains must have performed some operative tasks in growing or harvesting the crop and must have selected and prepared the exhibit. 3. Refer to the General Rules & Livestock Health Requirements in the front of this handbook for further guidance. 4. Questions about entries and the classes should be directed to the Superintendent of the department, the Entry Office (518-692-2464), and the Cornell Cooperative Extension Office (518-746-2560) located at 101 Main Street, Argyle, NY.
Entry Process	<ol style="list-style-type: none"> 1. Youth Exhibitors may enter in Open Class Departments, but must provide a separate entry item. 2. Read Rules for each department you are entering, fill out entry forms completely, and submit fees and other required paperwork required at the time of entry. 3. A specific item or article may NOT be entered in both Youth & Open Departments (ie. a painting, wool, sewn article, etc) other than livestock. 4. All exhibits will be housed in their respective Youth Areas. Entries that are strictly a Youth Entry will be placed in the Youth Building and Barns. 5. For Youth Livestock (cattle, beef, goats, sheep, and swine) youth entries earning a blue ribbon may enter their respective Open Show by signing up for and paying the entry fee by 7:00 pm on the day of their Youth Show in the Entry Office (exception - those that are leasing animals).
Arrival of Entries & Judging Of Youth Non-Animal Exhibits	<ol style="list-style-type: none"> 1. Judging of Non-Animal entries takes place SATURDAY before the Fair between 9 am to 3 pm. 2. You will need to stop at the PICNIC PAVILION to pick up your Green Entry List/Judging Sheet and Entry Tags. 3. Note: the GREEN SHEET is the JUDGING SHEET & MUST be dropped off in the "DROP-OFF" basket when all items have been judged. 4. Exhibits will be judged on a basis of EXCELLENT (Blue); GOOD (Red); WORTHY (White) ~ The Danish System. 5. All Youth are to bring their exhibits & be present for Face-to-Face evaluation/judging. 6. Only those receiving "worthy" or better will receive an award.
Arrival of Exhibits	<ol style="list-style-type: none"> 1. Exhibits in the Youth Building (Non-Animal/Static) must arrive between 9:00 am - 3:00 pm Saturday (August 22nd) before the Fair for Check-In at the Picnic Pavilion. 2. ALL YOUTH MUST BRING THEIR OWN EXHIBITS & BE PRESENT FOR FACE-TO-FACE JUDGING. 3. Livestock Exhibitors should read about the Arrival Times in their respective departments. If you have questions concerning arrival, please contact the Superintendent of the department. All

	<p>animals are to be in place by 5:00 pm Monday night.</p> <ol style="list-style-type: none"> 4. In an effort to alleviate the exhibitor & traffic congestion on Saturday of judging, we have developed a traffic route for exhibitors. Please refer to the Map in the beginning of this handbook. 5. It is strongly encouraged that you bring a mode of transport of your item (wagon). 6. Check-In will take place in the Picnic Pavilion for all YOUTH EXHIBITS where they will receive their entry list and tags for their exhibits. Then they will be directed to their respective building for Face-to-Face judging. 7. The Washington County Fair assumes no responsibility in the case of loss or damage to exhibits for any cause. 8. Exhibitors are asked to take every precaution for the safety & comfort of all persons, animals, & properties.
<p>Livestock & Livestock Exhibitors Information</p>	<ol style="list-style-type: none"> 1. NO livestock are to be on the midway, near food concessions, or in any public area not designated for animals. Animals must be in their appropriate exhibit building, show ring, wash area, milking parlor, or taking part in their respective event or activity. Public Health and Biosecurity concerns prohibit animals from being taken around the Fairgrounds. 2. No feed or bedding of any description will be furnished for animals (except for Poultry, Rabbit Barns and The FFA Barn which will receive feed and bedding). 3. All registered livestock must be personally owned and registered in the name of the youth exhibitor as well as cared for by the youth exhibitor. 4. DUAL OWNERSHIP & SYNDICATES ARE NOT ALLOWED, EXCEPT FOR DAIRY CATTLE - Page 51. 5. All Youth Exhibitors that have NON-OWNED (LEASED) Animals must have filed their appropriate paperwork to the Cooperative Extension Office before 4:30 pm on MAY 31st. 6. All cattle and swine must be identified by an official USDA approved eartag. See cattle and swine department information. 7. Youth Exhibitors must show their own animals. In the case of two(2) entries in a class or group class, the exhibitor shall choose another youth (under 19 yrs. old) to show the other animal (using the exhibitor's show #) and must notify the Superintendent prior to the show. 8. SHOWMANSHIP is MANDATORY for all livestock including, Beef, Dairy, Goats, Horses, Poultry, Rabbits, Sheep, and Swine. Each exhibitor will show their own animal. If the exhibitor has only 1 animal and it is sent home (for health reasons) the Superintendent can allow the exhibitor to show another youth's animal in showmanship only (Hardship Case). The animal used for showmanship must be entered in its regular class. 9. Premiums, ribbons, and prizes will be forfeited if the exhibitor does not participate in their showmanship class. 10. NO youth are permitted to sleep in a Youth Building or Barn.
<p>Leasing of an Animal</p>	<ol style="list-style-type: none"> 7. Youth not owning an animal may participate in the Non-Owned (Leased) Animal Project which is designed to allow youth to experience the "4-H Animal Project". Therefore, the 4-H Animal Project is NOT available to youth owning an animal of that species. 8. Youth must meet all the regulations for the species and in addition a certificate (available at the 4-H Cooperative Extension Office on 101 Main St., Argyle, NY) must be filled out and have all the proper signatures by 4:30 MAY 31st. 9. Youth are limited to leasing and showing TWO (2) non-owned animals per species. 10. All deadlines and Health Requirements are the same for the Youth leasing animals. 11. Non-Owned animals (leased) must be entered in OPEN CLASSES in the Name of the Owner. Residency rules apply to owners who want to show in Open Classes. 12. Youth leasing animals may not enter the leased animal in Open Classes. 13. The Non-Owned (leased) animal should be on the OWNER's Stall Request Form. 14. Youth Entry Form must be completed by the Youth who is leasing the animal.
<p>Dismissal of Exhibits</p>	<ol style="list-style-type: none"> 1. NO LIVESTOCK OR STATIC EXHIBITS MAY LEAVE/BE REMOVED FROM THEIR BARN/BUILDING UNTIL 9:30 pm on Sunday. NOTE: All displays, exhibits and animals, must remain in place in their appropriate exhibit building, their show rings, wash areas, milking parlor, or taking part in their respective event or activity until the close of Fair. EXCEPTIONS: those being exhibited at NY State Fair, yearling and aged rams, and those approved by the NYS Veterinarian for health concerns. Forfeiture of premiums and future exhibitions may result from violating this rule.

2. Buildings will be open from 9:30 pm to 11:00 pm Sunday night for the removal of exhibits.
3. Building Superintendents will post how late each building will be open for removal of exhibits.
4. Buildings will reopen Monday from 8:00 am to 4:00 pm for continued removal of exhibits.
5. All **exhibits are to be removed by 4:00 pm Monday.**
6. The Washington County Fair assumes no responsibility in the case of loss or damage to exhibits for any cause.
7. Exhibitors are asked to please take every precaution for the safety and comfort of all persons, animals, and properties.

Washington County Fair Youth Department Point System

The Fair Board reserves the right to alter this point system as circumstances dictate. The current approved rate is \$.45/point.

Department(s)	Blue points	Red points	White points
Cattle: Dairy, Beef	60	50	35
Goats, Sheep, Swine	40	30	25
Horses	20	15	10
Showmanship (all livestock)	20	15	10
Herdsmanship/Stable Management (Dairy, Beef, Horse, Swine	30	15	—
Poultry & Rabbits	10	8	6
Youth Crops, Youth Forestry & Conservation, Youth Ornamental Horticulture, Individual Exhibits, Youth Photography, Youth Arts & Crafts, Youth Foods, Youth Wool & Fiber, Youth Child Development	8	5	3
Youth Ag. Engineering	18	14	12
General Exhibits, Club/Troop Exhibits, Public Presentations	30	25	20
Junior Grange	8	5	3
Scouts and Scouting and Exploration	8	5	3

DEPT 32: YOUTH CROPS

Submission of an entry form for the show implies the exhibitor has read, understood, and will comply with all Show Rules as contained herein.

Superintendent Assistant Supt.	Harry Booth 518-695-6784 Issac Sievers 518-932-3842 isaacsievers1284@gmail.com
Entry Fee	NO entry fee
ARRIVAL Day & Time	Check-In will take place in the Picnic Pavilion between 9:00 am - 3:00 pm on the Saturday before Fair. Judging will take place on Saturday before the Fair from 9:00 am - 3:00 pm in the Youth Building for Face-to-Face judging.
Limits	Limit of one (1) entry per class except CLASSES - Other Vegetables, Potatoes, and Herbs
Rules & Regulations	<ol style="list-style-type: none"> 1. Any variety may be exhibited. 2. Exhibitor must have assisted in the harvest & cultivation except for the Class of "Vegetable Art" 3. All entries must be labeled as to the Name & Variety of entry or the entry will be penalized. 4. Exhibitors are encouraged to refresh their exhibit midweek; especially the Vegetable Art & Scarecrows. 5. Exhibit information is available at the Cornell Cooperative Extension Office 518-746-2560 or 800-548-0881.

SECTION 01: GARDEN PROJECT

CLASSES:

- | | |
|---|--|
| <p>01 - Green Beans - Pod Variety - 10 pods</p> <p>02 - Yellow Beans - Pod Variety - 10 pods</p> <p>03 - Lima Beans - 6 pods</p> <p>04 - Beets - 3 specimens of the same variety
(w/clean, tops trimmed ½" to 1")</p> <p>05 - Cabbage - 1 head w/roots off</p> <p>06 - Carrots - 3 specimens of the same variety, w/tops
trimmed to ½" to 1"</p> <p>07 - Cauliflower - 1 head w/roots off & trimmed</p> <p>08 - Chard - 1 plant w/roots off, not over 24"</p> <p>09 - Pickling Type Cucumbers - 10 specimens of the same
variety for small pickles</p> <p>10 - Slicing Type Cucumbers - 2 specimens of the same
variety of slicing condition</p> <p>11 - Eggplant - 1 specimen of any variety</p> <p>12 - Garlic - 5 bulbs of the same variety</p> <p>13 - Herbs - 3 stems of the same variety
(limit of 3/exhibitor)</p> <p>14 - Lettuce - 1 plant w/roots off & cleaned (any variety)</p> <p>15 - Muskmelon - 1 mature specimen of any variety</p> <p>16 - Onions - 3 mature bulbs of the same variety
w/tops trimmed to ½" to 1" & unpeeled</p> <p>17 - Sweet Peppers - 3 specimens of the same variety</p> | <p>18 - Potatoes - 3 tubers of the same variety (1 entry/
variety & a limit of 2 varieties/exhibitor)</p> <p>19 - Field Type Pumpkin - 1 specimen</p> <p>20 - Pie Type Pumpkin - 1 specimen</p> <p>21 - Summer Type Squash - 2 specimens of any green or
yellow squash of same variety, young & tender</p> <p>22 - Winter Type Squash - 1 specimen of any variety</p> <p>23 - Sweet Corn - 3 ears of the same variety, one side of
husks removed completely</p> <p>24 - Tomatoes - 3 ripe tomatoes of the same variety
w/stems off</p> <p>25 - Green Tomatoes - 3 of the same variety w/stems off</p> <p>26 - Watermelon - 1 mature specimen of any variety</p> <p>27 - Other Vegetable not listed - 3 specimens of the same
variety (limit of 2 entries/exhibitor) (1entry/vegetable)</p> <p>28 - Novelty Class - any vegetable of a strange or unusual
shape</p> <p>29 - Vegetable Art - make a sculpture from 1 or more
types of vegetables *</p> <p>*(4-H has a project guide. Call the Cooperative Extension
Office for more information 518-746-2560)</p> <p>30 - Largest Pumpkin - hard fluted stem, ribbon award</p> <p>31 - Largest Zucchini - ribbon award</p> <p>32 - Best Dressed Cucumber - ribbon award</p> |
|---|--|

SECTION 02: SMALL GRAINS

Rules & Regulations	<ol style="list-style-type: none">1. Must be a Home Farm product.2. Exhibitors must have assisted in the harvest & cultivation.3. Exhibitors must have selected his/her own exhibit.4. Exhibits must be free from insect & disease, and apparent seed and/or feeding value will be considered in the judging.
--------------------------------	--

CLASSES: Unthreshed sheaf with a minimum of 6" diameter

01 -Oats

02 -Oats & Barley Mix

03 -Mature Sunflower - grown for seeds (for Ornamental Sunflower - See DEPT: YOUTH ORNAMENTAL HORTICULTURE)

04 -Other Small Grain - list specimen on entry form

CLASSES: Best Forage

05 -2025 Corn - 3 ears, no husks

07 -2025 Corn Silage

09 -2025 Hay Silage

06 -2026 Corn - 3 ears, no husks

08 -2026 Corn Silage

10 -2026 Hay Silage

SECTION 03: HAY

Rules & Regulations	<ol style="list-style-type: none">1. See rules above for "Small Grains".2. Specimens should be a 6" to 10" section of a field bale SECURELY TIED.3. Apparent feed value will be highly important in judging. Presence of foreign material, weeds, insect & disease damage, & plants not representative of class will be considered undesirable for highest awards.
--------------------------------	---

CLASSES:

01 -Alfalfa - mostly all alfalfa, list other types in specimen on index card w/entry

02 -Clover - mostly clover, list other types in specimen on index card w/entry

03 -Mixed Grass Hay

04 -Mixed Legumes

05 -Timothy Hay

06 -Trefoil - mostly trefoil, list other types in specimen on index card w/entry

SECTION 04: HONEY

CLASSES:

01 -Glass Jar of Amber Honey

02 -Glass Jar of White Honey

03 -Honey Comb - 2 sections

SECTION 05: MAPLE SYRUP

CLASSES:

01 -Glass Jar of Table Grade A Amber color, Rich taste

02 -Glass Jar of Table Grade A Dark color, Robust taste

03 -Glass Jar of Table Grade A Golden color, Delicate taste

SECTION 06: GARDEN SCARECROW

Rules & Regulations	<ol style="list-style-type: none">1. Free Standing scarecrows should be 3 to 5 feet tall & use no more than 3 feet of floor space.2. At least 5 fresh vegetables and/or fruits must be used in your design.3. The scarecrow must be named & a list of the vegetables/fruits used along with their location in your design must accompany your exhibit.4. Set-Up times will be Sunday before the Fair from 12:00 noon - 4:00 pm by appointment and Monday, opening day of the Fair from 9:00 am - 2:00 pm.5. Exhibitors must be present for Face-to-Face judging @ 3:00 pm Monday.6. Exhibitors are encouraged to refresh their exhibit prior to judging if needed and throughout the fair week.
--------------------------------	---

CLASSES:

01 -Individual Exhibitor Scarecrow

02 -Group of Exhibitors Scarecrow - each person in group must enter this class on their individual Entry form, identifying that it is the GROUP of Exhibitors Scarecrow.

DEPT 33: YOUTH AGRICULTURAL ENGINEERING

Submission of an entry form for the show implies the exhibitor has read, understood, and will comply with all Show Rules as contained herein.

Superintendent	Walt Sutliff 518-321-4610
Entry Fee	No entry fee
ARRIVAL Day & Time	Exhibits are to be brought in Saturday before the Fair between 9:00 am and 3:00 pm where Face-to-Face Judging will take place in the Youth Building. Exhibitors are to check-in their exhibits at the Picnic Pavilion and then will be directed to their respective judging areas.
Limits	Two (2) entries may be exhibited per class, except in the SECTION: ELECTRONICS CLASS - an article made in an electric project , where more may be entered, but each one must demonstrate a different skill.
Rules & Regulations	Please read through each SECTION carefully for its corresponding rules & regulations. If you have questions, please contact the above Superintendent.
Dismissal/Removal of Exhibit	EXHIBITS MAY NOT LEAVE THEIR BUILDING UNTIL 9:30 pm on Sunday. The Farm Toy Building and the Youth Building will also be open from 9:00 am to 4:00 pm Monday. Please check out with your Superintendent. All Exhibits must be removed from the building by 4:00 pm Monday evening.

SECTION 01: AGRICULTURAL RELATED DIORAMAS

Superintendents	Ann Williams 518-796-8325 and Linda Germain
Entry Fee	No entry fee
Day & Time of Arrival & Judging	Exhibits are to arrive on Saturday before the Fair between 9:00 am - 3:00 pm and be checked-in at the Picnic Pavilion. Once checked-in, exhibitors will be directed to their location for Face-to-Face judging at the Farm Toy Building.
Limits	There is a limit of one(1) entry per class.
Rules & Regulations	<ol style="list-style-type: none"> 1. Youth must be present for Judging which will take place Saturday before the Fair between 9:00 am and 3:00 pm at the time the Diorama is set up. Each youth must be able to explain the theme of the diorama at judging. 2. The maximum dimensions are 2 ft x 3 ft 6 inches. Exhibits must be mounted/displayed on a firm base. Exhibits must be no higher than 15 inches. 3. The Exhibit must include a brief description of the project for fairgoers to read (using 4" x 6" index card. Only 1 per exhibit) 4. A written explanation will also be required as a portion of the judging. (see questions required to answer below) 5. If the Description 4" x 6" card and the Written Explanation are not present with the exhibit at check-in, the exhibit will be reduced 1 award placement (ie: from blue to red). 6. Please note that if entering the Group Ag. Related Diorama Class - ALL individuals are required to enter the "Group Class" each. <p>Individual Diorama Exhibitors are required to answer the following questions on an 8.5" x 11" sheet of paper (standard size). It may be handwritten (preferably printed and must be legible) or typed. Exhibitors are limited to one sheet (front and back). Please include: your name, age, and the Class. Bring this sheet with you when you arrive for check-in and Set Up as this sheet will be placed in a sheet saver and will be attached to your Diorama Exhibit.</p> <p>The questions that your must answer for your Written Explanation sheet are the following:</p> <ol style="list-style-type: none"> 1. Tell us about your Diorama. What is the theme? 2. Why did you want to do a diorama? 3. Where did you get your idea? 4. What do you want people to learn from your diorama?

	<ol style="list-style-type: none"> 5. If model animals were used, identify their breed(s). 6. If machinery was used, identify the make (ie: John Deere) and name the machines as well as what the machine does or its purpose. 7. What did you like doing the best with your diorama? 8. What was the hardest part? 9. Did you have help? If so, who helped you? And what did they do? 10. If there is anything else you would like the judge to know, explain... <p>GROUP Diorama Exhibitors are required to do all of the above. However, only one(1) 4" x 6" Description card is required. Each child in the group is required to provide an individually Written Explanation (answering all the questions above). All sheets are to be attached to the group diorama.</p> <p>*If you have questions, please contact one of the superintendents.</p>
Dismissal of Exhibits	<p>EXHIBITS MAY NOT LEAVE THEIR BUILDING UNTIL 9:30 pm on Sunday.</p> <p>The Farm Toy Building will also be open from 9:00 am to 4 pm Monday.</p> <p>All Exhibits must be removed from the building by 4:00 pm Monday evening.</p>
Awards will be given in the Following Areas:	<p>A Special Award will be given in each class for CREATIVITY and VERBAL EXPLANATION.</p> <p>BEST of SHOW Ribbon will be awarded for each AGE GROUP.</p>

CLASSES:

01 -Ag. Related Diorama - Exhibitors 5 - 8 years of age

02 -Ag. Related Diorama - Exhibitors 9 - 11 years of age

03 -Ag. Related Diorama - Exhibitors 12 - 18 years of age

04 -Ag. Related Diorama GROUP CLASS - 2 or more individuals.

(Each person in the group MUST enter this Class on their entry form or online entry)

SECTION 02: ELECTRIC

CLASS:

01 -An Article made in an Electric Project - such as a trouble light, rewired lamp, portable bench light, pinup lamp, etc.
Original work will receive special attention; kits will be judged as such.

SECTION 03: ELECTRONICS

CLASS:

01 -An Article made in an Electronics Project - utilizing principles & construction procedures relating to electronics are acceptable. These projects will be judged on the basis of soldering & connection techniques, neatness of assembly, & other assembly procedures for electronics projects. All projects must be hand wired and no breadboard kits will be accepted. The project must be operable & contain all necessary batteries.

SECTION 04: HANDYMAN

CLASSES:

01 -Any Handyman Article - made for use in any other YOUTH PROJECT/PROGRAM, including horse accessories, metal works, etc.

02 -Model Hot Air Balloon

03 -Model Rocket from a Kit (No Engine)

04 -Model Rocket NOT from a Kit (No engine)

SECTION 05: REFINISHING & FINISHING

CLASS:

01 -A Piece of Furniture or Accessory - with a natural or painted finish done by the exhibitor such as a chair, table, chest, bookcase, etc. that has been finished or refinished by the exhibitor. The article should be accompanied by a statement including the following: a) The history of the piece of furniture; b) The method of refinishing/finishing; c) The product(s) used; d) Where the finished piece will be used

SECTION 06: WOODWORKING

Rules & Regulations	Any article made in a Woodworking Project such as bootjack, toolbox, birdhouse, bookends, signboards, etc. should be functional & work as their intended purpose. Articles should not have saw marks. Please exhibit items with proper finishes on them.
--------------------------------	--

CLASSES:

- 01 -Hand Tool Division** - articles cut out, assembled & finished using hand tools only.
02 -Kit Division - articles made from materials that were pre-cut by a person other than the exhibitor.
03 -Power Tool Division - articles partially or totally completed with power tools.

DEPT 34: YOUTH FORESTRY & CONSERVATION

Submission of an entry form for the show implies the exhibitor has read, understood, and will comply with all Show Rules as contained herein.

Superintendent	Walt Sutliff 518-321-4610
Entry Fee	No entry fee
Day & Time of Arrival and Judging	Exhibits are to be brought in Saturday before the Fair between 9:00 am and 3:00 pm where Face-to-Face Judging will take place in the Youth Building. Exhibitors are to check-in their exhibits at the Picnic Pavilion and then will be directed to their respective judging areas.
Limits	Limit of 1 per class.
Rules & Regulations	Please read through each SECTION carefully for its corresponding rules & regulations. If you have questions, please contact the above Superintendent.
Dismissal/Removal of Exhibit	EXHIBITS MAY NOT LEAVE THEIR BUILDING UNTIL 9:30 pm on Sunday. The Youth Building will also be open from 9:00 am to 4:00 pm Monday. Please check out with your Superintendent. All Exhibits must be removed from the building by 4:00 pm Monday evening.

SECTION 01: FORESTRY & CONSERVATION

(Information for each of the following classes is available at the 4-H Cornell Cooperative Extension Office 518-746-2560)

CLASSES:

- 01 -Conservation Farm** - exhibit consisting of mounted poster or model showing for example, pasture improvement, reforestation, drainage, water or marsh development, or strip cropping to improve farm production. This may be exhibited as a group or individual project. Please specify on the entry form.
- 02 -Fungi Identification** - mounted collection of 10 different varieties of Fungi, identified, & labeled by the exhibitor.
- 03 -Insect Identification** - mounted collection of 10 or more insects caught, identified, & labeled by the exhibitor.
- 04 -Leather Tanning**
- 05 -Pelts or Hides Prepared by the exhibitor**
- 06 -Taxidermy** - specimen must be prepared and mounted by the exhibitor
- 07 -Tree or Plant Identification** - mounted collection of 10 species of plants or trees common to Washington County.
- 08 -Wood Identification** - exhibit of mounted specimens of wood of at least 10 trees in Washington County.
This may be exhibited as a group or an individual exhibit. If is is a GROUP Exhibit, all exhibitors must sign up for this class.

DEPT 35: YOUTH ORNAMENTAL HORTICULTURE

Submission of an entry form for the show implies the exhibitor has read, understood, and will comply with all Show Rules as contained herein.

Superintendent	Eileen Rymph
Entry Fee	No entry fee
Day & Time of Arrival and Judging	Exhibits are to be brought in Saturday before the Fair between 9:00 am and 3:00 pm at the Picnic Pavilion. CHECK-IN will take place at the Picnic Pavilion where exhibitors will get their Exhibitor Entry List/Green Judge's Sheet and entry tags and they will be directed to the appropriate buildings.
Limits	Limit of one(1) entry per variety of flower. (ie: you can enter a marigold - nugget type & you can enter a marigold - lemon gem type, but not two marigold of the same type)
Rules & Regulations	<ol style="list-style-type: none"> 1. All individual Flower Exhibits of "Annual Flowers", "Perennial Flowers", and "Potted Flowers & Herbs" MUST be labeled with the Name of the Species. (ie: Marigold-Dwarf or Begonia). Labels must be attached to the exhibit. 2. Three (3) stems of flowers of each variety as near alike as possible for size, shape, color, and age unless otherwise specified. A few leaves should be left so the general health (insect or disease damage) of the entry can be assessed. 3. Flowers must be grown or helped to be grown by the exhibitor from seeds, cuttings, bulbs, and plugs/transplants except for arrangements. 4. The exhibitor is to furnish the container. A tin can be painted or covered with foil is suggested. It may be necessary to add material in the bottom to improve the visibility of the entry. 5. In the ARRANGEMENT SECTION only, the containers will be judged as part of the exhibit and then only as to shape or suitability. 6. No Flowers may be exhibited which are protected by law. 7. No Plastic, silk, or artificial plant materials will be allowed. 8. Exhibitors are encouraged to refresh their entries midweek.
Dismissal/Removal of Exhibit	EXHIBITS MAY NOT LEAVE THEIR BUILDING UNTIL 9:30 pm on Sunday. Please check out exhibits with your Superintendent. All Exhibits must be removed from the building by 4:00 pm Monday.

SECTION 01: ANNUAL FLOWERS

CLASSES:

01 -Dahlias of Large Flowering Variety - 1 bloom

02 -Dahlias of Pompom Variety - 3 stems

03 -Gladiolas - 1 spike per entry (not to exceed 5 colors per exhibitor)

04 -Gourds - must have 3 assorted specimens with stems on a plate.

05 -Other Exhibit of Annual Flowers - which must meet the rules listed at the beginning of this Department. Examples would be varieties of the following: Aster, Bachelor Buttons, Calendulas, Cosmos, Marigold, Nasturtium, Ornamental, Petunia, Snapdragons, Zinnia, and Sunflowers judged for flowers.

***Sunflower Class to be judged for seeds can be found in the YOUTH CROPS Department in SMALL GRAINS SECTION.**

SECTION 02: PERENNIAL FLOWERS - (Those plants which grow through one gardening season until killed by fall frost and show new growth in the Spring)

CLASSES:

01 -Roses, Hollyhocks - 1 stem any variety

02 -Other Exhibit of Perennial Flowers - which meet the rules listed at the beginning of this department.

Examples would be varieties of the following: Alyssum, Candytuft, Delphinium, Daisy, Sweet William, etc.

SECTION 03: POTTED FLOWERS & HERBS

Rules & Regulations	<ol style="list-style-type: none"> 1. Must be labeled with the name of the species. 2. Must include a drainage tray. 3. Can be a garden plant (ie: Marigold) or house plant (ie: African Violet)
--------------------------------	--

CLASSES:

01 -Potted Arrangement - a collection of a single species or variety of plants for outdoor display

02 -Potted Plants - Flowering type (should be in bloom)

03 -Potted Plants - Foliage or Cactus type (not a dormant flowering plant)

SECTION 04: ARRANGEMENTS

Rules & Regulations	<ol style="list-style-type: none"> 1. Entry must contain information about the basic shape (should follow one of the 8 basic shapes according to the "Flowering Arranging Materials" which is available at the 4-H Office) 2. Flowers & accessories may come from any source unless otherwise stated. 3. Exhibitors should be prepared to name all the flowers used in their arrangement. 4. Fresh flowers are to be used unless otherwise specified. 5. NO plastic, silk, or artificial flowers or leaves are allowed.
Limits	One (1) entry per class

CLASSES:

01 -Centerpiece Arrangement - one that is equally balanced from all four sides

02 -Copper Container Arrangement - arrangement with any type of copper or brass container as the focal point.

03 -Creative Design Use - of foliage, and/or flowers that are natural (NO silk flowers) to form shapes/designs(ie: topiaries, wreathes, kissing balls, swags) NON- Evergreen.

04 -Dried Material Arrangement - arrangement using only dried materials. Can be either a dish or a plaque arrangement or a pinecone wreath.

05 -Garden Flower Arrangement - arrangement of ONLY GARDEN FLOWERS & MATERIALS FROM YOUR PROJECT GARDEN.

06 -Holiday Arrangement - arrangement using live or dried materials. Label the holiday & attach to the exhibit

07 -Home Ground Improvement Photographic Album - should contain at least six(6) "before" and "after" pictures.

08 -Kitchen Container Arrangement - arrangement put together in a kitchen utensil with or without accessory utensils (ie: arrangement in a frying pan using a fork, spatula, etc)

09 -Miniature Arrangement - arrangement of miniature flowers in a small container (not to exceed 5" in Height and 4" across overall, using live or dried materials)

10 -Picture made of Pressed Flowers - picture must be in a frame that can be hung or stood for display

11 -Pitcher Arrangement - arrangement using any pitcher as a container. Arrangement must consider the size of the container in the design.

12 -Place Setting Arrangement - a single place setting on a serving tray with a complimenting live floral arrangement.

13 -Plan of Annual Flower Garden and/or Perennial Flower Garden - list the variety, placing, height, and color.

14 -Plan or Map of Home Grounds - a map drawn to scale, showing things as they were at the beginning of the Project. Include a 2nd map drawn to scale with suitable & necessary notes showing changes & improvements made. In different colors, show changes & improvements yet to be made.

15 -Terrarium - should include container, soil, charcoal, moss, plants with an optional cover. Start early enough to have plants rooted.

16 -Theme Arrangement - select a favorite Nursery Rhyme. Use fresh or dried plants to interpret your rhyme. Enclose a card naming the Theme.

17 -Wood Base Arrangement of Dried Material - arrangement of flowers/accessories on wood.

18 -Wood Base Arrangement of Fresh Flowers - arrangement of flowers/accessories on wood.

19 -Zen Design - a simple design using minimal material, evoking tranquility

SECTION 05: EVERGREEN DESIGN

Rules & Regulations	Items are to be made with natural evergreen, may be mixed evergreens, excluding Princess Pine.
--------------------------------	---

CLASSES:

- 01 -Decorated Swag
- 02 -Decorated Wreath
- 03 -Decorated Mailbox Wreath
- 04 -Kissing Ball
- 05 -Roping - minimum length of 30" and maximum length of 36"
- 06 -Undecorated Wreath

DEPT 36: YOUTH GENERAL EXHIBITS

Submission of an entry form for the show implies the exhibitor has read, understood, and will comply with all Show Rules as contained herein.

Superintendent	TBD
Entry Fee	No entry fee
Set Up & Judging	Set up of Club Exhibits & judging will take place on Saturday before the Fair from 9:00 am - 3:00 pm.
Special Note	All Club entries must be entered in the Name of the Club/Troop with the Name of the Leader clearly indicated for award payment purposes OR in the Name of the Leader - not all individuals are to enter.
Removal of Exhibits	EXHIBITS MAY NOT LEAVE THEIR BUILDING UNTIL 9:30 pm on Sunday. Please check out exhibits with your Superintendent. All exhibits must be removed by 4:00 pm Monday.

SECTION 01: INDIVIDUAL EXHIBITS - individuals are to enter this section

CLASSES:

- 01 -4-H Poster - a poster that promotes 4-H in Washington County
- 02 -Individual Scrapbook
- 03 -Public Presentation - individual exhibitors will schedule a time with the Superintendent of the department on Saturday during judging. Presentations will be held on WEDNESDAY - SATURDAY of the Fair.
- 04 -Heritage Project - an exhibit resulting from a heritage project or history project with a short written explanation of what it is and/or what it does.
- 05 -Science Project - (ie: Science Fair Project) Include a short written explanation of what it is or what it does.
- 06 -Lego KIT Creation - must include a written explanation of what it is and/or what inspired you to build your creation.
- 07 -Lego ORIGINAL Creation - must include a written explanation of what it is and/or what inspired you to build your creation.

SECTION 02: CLUB or TROOP EXHIBITS - CLUB or TROOP entries in this section should be put in the Group Leader's name, not all individual members.

CLASSES:

- 01 -Club/Troop Banner - made & designed by the group. Clubs are encouraged to bring banners back to future fairs on a "Display Only Basis".
- 02 -Club/Troop Project - exhibit is to consist of Models, Posters, or Photo Album or other materials or means of display to describe a project conducted by the group.
- 03 -Club/Troop Scrapbook
- 04 -Club/Troop/Group Exhibit - to consist of a display planned & arranged by an organized Youth Group. Each group will be allotted space of approximately 4' x 4' on a table with back and sides provided. Actual project materials, posters, photographs, etc may be used. The Theme or Story which the exhibit tells should be clearly indicated by a sign or otherwise, telling a story of some practice learned. It should not be merely a collection

of articles made or products grown by members of the group. **An evaluation sheet will be available upon request for use in the planning of the exhibit. Exhibits must be in place by 5:00 pm Monday evening for the opening of the Fair.**

05 -Club/Troop/Group Presentation

DEPT 37: YOUTH PHOTOGRAPHY

Submission of an entry form for the show implies the exhibitor has read, understood, and will comply with all Show Rules as contained herein.

Superintendent	Walt Sutliff 518-321-4610
Entry Fee	No entry fee
Day & Time of Arrival and Judging	Exhibits are to be brought in Saturday before the Fair between 9:00 am and 3:00 pm where Face-to-Face Judging will take place in the Youth Building. Exhibitors are to check in their exhibits at the Picnic Pavilion and then will be directed to their respective judging areas.
Limits	Only one(1) entry may be exhibited per class. Limit of 5 entries total in the Individual Photography Section.
Rules & Regulations	<ol style="list-style-type: none"> 1. ALL Exhibits must be mounted on a sturdy background or framed and ready to hang with workable/appropriate devices in place. 2. Each entry must have a title or caption to assist the viewer in the interpretation of the photographic message. The caption should be on the front of the exhibit. 3. Include the Name, Age, and years of Photography of the exhibitor on the back of the exhibit. 4. Information on photography is available in the "4-H Materials". Please contact the 4-H Cornell Cooperative Extension Office at 518-746-2560. 5. All single photos in the Individual Photography Section must be at least 5" x 7" with a maximum frame size of 16" x 20". This is for all mediums and all classes. 6. Photographs must be taken by the exhibitor. 7. Failure to follow the rules will result in a drop of one(1) award.
Dismissal/Removal of Exhibit	EXHIBITS MAY NOT LEAVE THEIR BUILDING UNTIL 9:30 pm on Sunday. Please check out exhibits with your Superintendent. All Exhibits must be removed from the building by 4:00 pm Monday.

SECTION 01: INDIVIDUAL PHOTOGRAPHY

CLASSES:

- 01 -Animals - Black & White
- 02 -Animals - Color
- 03 -Animals - Digitally Enhanced
- 04 -Portrait - Black & White
- 05 -Portrait - Color
- 06 -Portrait - Digitally Enhanced
- 07 -Scenic - Black & White
- 08 -Scenic - Color

- 09 -Scenic - Digitally Enhanced
- 10 -Still Life - Black & White
- 11 -Still Life - Color
- 12 -Still Life - Digitally Enhanced
- 13 -Other Black & White Photo not listed
- 14 -Other Color Photo not listed
- 15 -Other Digitally Enhanced Photo not listed

SECTION 02: PHOTOGRAPHY

CLASSES:

- 01 -Photo Collection** - 4 to 6 photos illustrating special effect techniques such as zooming, double exposure, soft focus, painting with light, false perspective, time-lapse, etc. The minimum size of the photos is 3" x 5". Maximum size of the collection is 18" x 20".
- 02 -Photo Story** - 4 to 6 photos mounted together, each showing a different step in the story. Minimum size of each photo is 3" x 5".
- 03 -Pride of Washington County Photo Collection** - a collection of 4 to 6 photos illustrating your Pride of Washington County Mounted on a sturdy background or framed. Must identify your theme, such as tractors, barns, covered bridges, etc. and provide an explanation with your entry.

DEPT 38: YOUTH ARTS & CRAFTS

Submission of an entry form for the show implies the exhibitor has read, understood, and will comply with all Show Rules as contained herein.

Superintendent	Annabelle Bink 518-852-0699 or email: bananarph@gmail.com
Entry Fee	No entry fee
Day & Time of Arrival and Judging	Exhibits are to be brought in Saturday before the Fair between 9:00 am and 3:00 pm where Face-to-Face Judging will take place in the Youth Building. Exhibitors are to check in their exhibits at the Picnic Pavilion and then will be directed to their respective judging areas.
Limits	Arts: You may only enter one(1) exhibit per class. Crafts: You are limited to seven (7) entries in this section. Each item must demonstrate a different skill.
Rules & Regulations	<ol style="list-style-type: none"> 1. Please select items that reflect your BEST work. 2. All exhibits must be ready for display. All pictures must be framed & ready to hang with sturdy hanging devices already in place. NO cardboard or paper-type attachments. Sturdy picture wire hanger preferred. The exhibit will be reduced by one award if not ready to hang. 3. Exhibits must be labeled with the Exhibitor's Name. 4. Small exhibits should be placed in a small plastic bag and have labels attached. 5. Jewelry should be mounted on a backing. 6. If you primarily used fabric & sewing skills for your craft, please enter it under the YOUTH TEXTILES & NEEDLEWORK ARTS DEPT. 7. If you primarily used wood & woodworking skills, please enter it under the YOUTH AG. ENGINEERING DEPT. 8. ALL Needlework Arts must be entered under the YOUTH TEXTILES & NEEDLEWORK ARTS DEPT. or YOUTH WOOL & FIBER. 9. If you are not sure, please contact the Superintendent.
Dismissal/Removal of Exhibit	EXHIBITS MAY NOT LEAVE THEIR BUILDING UNTIL 9:30 pm on Sunday. Please check out exhibits with your Superintendent. All Exhibits must be removed from the building by 4:00 pm Monday.

SECTION 01: ARTS (Original paintings & sketches) You may only enter one(1) exhibit per class.

CLASSES:

01 -Acrylic
02 -Charcoal
03 -Oil
04 -Pastels
05 -Pen & Ink

06 -Pencil
07 -Watercolor
08 -Mixed Media
09 -Wheel Ceramic
10 -Coil Ceramic

11 -Freeform Ceramic
12 -Greenware Ceramic
13 -Sculpture
14 -Other Art not listed

SECTION 02: CRAFTS (Limit of 7 items in this section) Each item must demonstrate a different skill.

CLASSES:

01 -Craft Item

DEPT 39: YOUTH FOODS

Submission of an entry form for the show implies the exhibitor has read, understood, and will comply with all Show Rules as contained herein.

Superintendents	Sarah Wade 518-605-1980 sarahmwade@yahoo.com Julie Niles 518-796-6944 julieniles@gmail.com
Entry Fee	No entry fee
Day & Time of Arrival and Judging	Exhibits are to be brought in Saturday before the Fair between 9:00 am and 3:00 pm where Face-to-Face Judging will take place in the Youth Building. Exhibitors are to check in their exhibits at the Picnic Pavilion and then will be directed to their respective judging areas.
Limits	Please read each section for their limitations.
Rules & Regulation	<ol style="list-style-type: none"> 1. Exhibitors may enter an unlimited number of exhibits in each class in the following SECTIONS: DECORATED CAKES, RECIPE COLLECTIONS, and MESSAGES ABOUT FOODS. 2. The recipe must accompany every food exhibit, except for Decorated Cakes. The recipe should include the procedure along with the ingredients. Recipes should be handwritten or typed by the exhibitor on a separate sheet of paper (no photocopies or website-printed recipes). 3. Read the rules for each section. 4. Failure to follow the rules will result in a reduction of a ribbon earned. (blue to red)
Dismissal/Removal of Exhibit	EXHIBITS MAY NOT LEAVE THEIR BUILDING UNTIL 9:30 pm on Sunday. The Youth Building will also be open from 9:00 am to 4:00 pm Monday. All Exhibits must be removed from the building by 4:00 pm Monday.

SECTION 01: BAKED GOODS

Limits	<ol style="list-style-type: none"> 1. Exhibitors are limited to two (2) exhibits per class. 2. NO-BAKE COOKIES are limited to Exhibitors UNDER 12 years of age.*
Rules & Regulations	<ol style="list-style-type: none"> 1. All foods must be removed from pans, except for pies & pie shells. 2. All foods should be attractively presented. 3. Breads must NOT be baked in a bread machine. 4. Baked goods should be cooled before packing. 5. Mixes are allowed ONLY if they are NOT the major ingredient. 6. No items that require refrigeration will be accepted (i.e. custard, uncooked eggs, cream cheese, etc.) 7. Please call the Superintendent if you need clarification on any rule.

CLASSES:

- 01 -Baking Powder Biscuits - 3 of uniform size
- 02 -Frosted Cake made with shortening or oil - enter ½ cake
- 03 -Unfrosted Cake made with shortening or oil - enter ½ cake
- 04 -Cake made with Shortening - Modified to reduce calorie or fat content - unfrosted ½ cake
- 05 -Candy - 3 pieces of uniform size
- 06 -Coffeecake - NON-Yeast ½ cake
- 07 -Baked Cookies - 3 of one kind & uniform size (may be drop/bar/rolled)
- 08 -No-Bake Cookies* - 3 of one kind & uniform size **(limited to 5 - 11 yr. olds)**
- 09 -Cupcakes - 3 of one kind, frosted
- 10 -Foam Cake - ½ cake
- 11 -Muffins - 3 of one kind & uniform size
- 12 -Pie Shell - one baked shell, may use 4" pan
- 13 -Two Crust Pie - 1 whole pie w/2 crusts, filled, may use 4" pan
- 14 -One Crust Pie - 1 whole pie w/one crust, filled, may use 4" pan (no custard pies, or pies that use eggs)
- 15 -Quick Bread - ½ loaf of any size

- 16 -Rolled Cake - any filling
- 17 -Scones - 3 of any kind & of uniform size
- 18 -Yeast Bread - ½ loaf (white, whole grain, or multi-grain)
- 19 -Yeast Rolls - 3 of uniform size (white,whole grain, or multi-grain)
- 20 -Other Yeast Product not listed
- 21 -International Food Exhibit - 3 Cookies of one type or ½ Cake or ½ Yeast Bread or 3 Rolls or ½ loaf Quick Bread. The following information is required: a) the Recipe; b) the National Association with Food; c) the Historical Background.
- 22 -Any Allergen Free Product - any of the above made Allergen Free, such as Gluten Free or Dairy Free.

SECTION 02: DECORATED CAKES

CLASSES:

- 01 -Decorated Cake - Only the DECORATIONS will be judged. The “cake” can be a pan, box, etc. No recipe is required.
- 02 -Decorated Cupcakes - 3 cupcakes - Only the decorations will be judged. No recipe is required.
- 03 -Gingerbread House - Decorated. NO KITS. No recipe is required.
- 04 -Pride of Washington County - Decorated Cake - decorate your cake with the theme of “Pride of Washington County”. Be prepared to explain your theme.

SECTION 03: FOOD PRESERVATION

Limits	Exhibitors are limited to two(2) exhibits per class.
<p>Rules & Regulations</p>	<ol style="list-style-type: none"> 1. ALL EXHIBITS MUST CONSIST OF 2 IDENTICAL JARS: One (1) is to be opened for judging & then returned to the exhibitor. The 2nd to be displayed with its award. 2. Canned goods must have a label on the SIDE of the jar giving the kind of fruit, vegetable, or preserve and the DATE that the product was preserved. 3. All canning must be done in canning jars with canning lids & rings. 4. Jelly, jam, and marmalade containers should be no larger than ½ pint size. Jellies must be in straight jars to permit jelly to slide out & hold its shape. 5. All low-acid vegetables must be processed in a pressure canner. 6. ALL jams, jellies, fruits, pickles & relish MUST be processed in a hot water bath. 7. NO paraffin on jams & jellies. 8. Recipes including processing instructions MUST accompany each exhibit. 9. NON-processed exhibits MUST be appropriately packaged. 10. Please contact Cornell Cooperative Extension for USDA guidelines on safe food processing.

CLASSES: (Processed Food Preservation Products)

- 01 -Jam
- 02 -Jelly
- 03 -Marmalade
- 04 -Canned Fruits
- 05 -Canned Vegetables
- 06 -Canned Tomatoes or Tomato Juice
- 07 -Pickles
- 08 -Relishes
- 09 -Miscellaneous Processed Food Preservation Product

CLASSES: (NON- Processed Food Preservation Products)

- 10 -Dried Foods - display in a clear airtight container
- 11 -Flavored Vinegars
- 12 -Miscellaneous NON-Processed Food Preservation Product

SECTION 04: WASHINGTON COUNTY SELECTIONS

CLASS:

- 01 -Washington County Pairing - provide 1 homemade item from the FOOD PRESERVATION SECTION And 1 homemade item from the BAKED GOODS SECTION in an attractive container/basket (for example 2 jars of preserves (1 to be opened for judging & 1 to be for display and 3 biscuits of one type). Follow the rules for each section including the number of items required. Recipes and Process are to accompany the exhibit. There is a limit of one(1) entry for this class.

SECTION 05: MESSAGES ABOUT FOODS

CLASSES:

01 -Poster - a poster board of at least 14” x 20” or a poster series depicting a food THEME from the USDA’s “MyPlate ”. Examples include: ideas for trying some food rich in Vitamin A, Vitamin C, Calcium, or Iron; food & fitness; wise snacking; food purchasing hints; ways to avoid waste; improving choices at fast food restaurants or vending machines.

02 -3-D Exhibit - topics could be Wise Shopping; Sensible Snacking; Nutritious Breakfasts; **Ways to increase the use of Vegetables & Fruits**; Food Preservation or Heritage Food. A table space of about 4’ x 4’ will be provided. Judging will be based on: purpose & principle idea, effectiveness in illustrating the topic, appearance & arrangement, and the accuracy of the information.

SECTION 06: RECIPE COLLECTION

Rules & Regulations	<ol style="list-style-type: none"> 1. A Minimum of 10 recipes exhibited in a recipe box, notebook, or file. 2. All information should be printed in ink or typed. 3. If recipes are shown in a file box, everything should be on a card (for uniformity). 4. Collections will be judged on appearance, organization, source & variety of recipes and additional information given.
--------------------------------	--

CLASS:

01 -Recipe Collection - A collection of family recipes, a cultural foods project, or heritage project

SECTION 07: BAKING BATTLE - *Please pick up your ENTRY TAG and DAY PASS on Saturday, August 22nd, between 9:00 am - 3:00 pm in the Entry Office.*

CLASSES:

01 -Ages 5 yrs - 11 yrs of age

02 -Ages 12 yrs - 18 yrs of age

LIMIT: One entry per exhibitor.

Exhibitors must reside in Washington County, NY, or be a current member of a Washington County 4-H Club.

- **Bring your entries to the Washington County Fair Youth Building between 8:00 - 9:00 am on Tuesday, August 25th**

Rules & Regulations:	<ul style="list-style-type: none"> ● The 2026 Baking Battle Theme is APPLES. All entries must incorporate APPLES into their baked goods. (This also includes applesauce, apple butter, or other apple products). ● This is a kids' baking contest, so kids must bake with limited help from an adult. ● All baked goods must be scratch-made. ● Entries will be judged based on appearance, taste, and recipe creativity, and use of the theme ingredient. ● Please submit no less than 8 individual-serve items (cookies, muffins, etc) or one item for a multi-serve baked good (pie, cake, etc). ● Baked goods are to be submitted on a paper plate or other disposable container covered with plastic wrap or placed inside a plastic bag. ● A recipe must be submitted with the entry on an 8 ½ “ by 11” sheet of paper with the Exhibitor’s Name, Address, and phone number on the backside of all the pages. The recipe must list all of the ingredients, quantities, and preparation instructions. ● Bring your entries to the Washington County Fair Youth Building between 8:00 - 9:00 am on Tuesday, August 25th. Judging will be closed to exhibitors and will take place on Tuesday, August 25th @ 9:00 am. All contest items will be on display until the fair closes on Sunday, August 30th. ● Refrigeration is not available at the Fair, so no refrigerated entries will be accepted (i.e. no custards or items that use uncooked eggs). ● Please pick up your ENTRY TAG and DAY PASS on Saturday, August 22nd, between 9 am - 3 pm at the Entry Office. ● No materials will be returned to you after the judging process. ● Prizes for each age group: *First Place: Ribbon & Special Award *Honorable Mention: Ribbon
---------------------------------	--

DEPT 40: YOUTH TEXTILES & NEEDLEWORK ARTS

Submission of an entry form for the show implies the exhibitor has read, understood, and will comply with all Show Rules as contained herein.

Superintendent	Amy Elsworth 838-333-9123 email: amyelsworth869@gmail.com
Entry Fee	No entry fee
Day & Time of Arrival and Judging	Exhibits are to be brought in Saturday before the Fair between 9:00 am and 3:00 pm where Face-to-Face Judging will take place in the Youth Building. Exhibitors are to check in their exhibits at the Picnic Pavilion and then will be directed to their respective judging areas.
Limits	More than one(1) exhibit can be made in any class, as long as a different skill is used to create each.
Dismissal/Removal of Exhibit	EXHIBITS MAY NOT LEAVE THEIR BUILDING UNTIL 9:30 pm on Sunday. Please check out exhibits with your Superintendent. All Exhibits must be removed from the building by 4:00 pm Monday.

SECTION 01: FABRIC FURNISHINGS & HOME ACCESSORIES

Items entered in this section should include a written statement with the following information:

- A) Where and for what the item will be used including the color scheme of the room.
- B) List of the skills used in the construction of your exhibit.

Be prepared to verbally share your years of experience sewing, where you got your idea from, and the skills you gained in the construction of your exhibit.

CLASSES:

- 01 -ROOM ACCESSORIES/EMBELLISHED FURNISHING** - such as fabric decor, lampshade, and picture frame (may be non-sewn items). Includes items such as placemats and lampshades that have been changed by adding fabric, painted design, or other embellishments.
- 02 -FABRIC ACCESSORY** - such as a pillow, throw blanket, wall hanging, placemat, and table runners.
- 03 -MAJOR FURNISHING ITEMS MADE OF FABRIC** - such as a quilt, bedspread, coverlet, curtains, etc. Include fiber content and care information.
- 04 -HAND-TIED ITEMS** - items such as pillows, blankets, woven potholders, etc.

SECTION 02: WEARABLE ART

Be prepared to verbally share your years of experience sewing, where you got your idea from, and the skills you gained in the construction of your exhibit.

CLASSES:

- 01 -CROCHET/KNITTED FIBER CLOTHING** - Clothing made using a form of crocheting or knitting such as a sweater, vest, scarf, etc.
- 02 -CLOTHING** - any beginner, intermediate, or advanced-level sewn garment. Note the general guidelines for each entry. Pieces of a coordinated outfit should be entered as one entry.
- 03 -CLOTHING ACCESSORIES, SEWN** - an item created by the exhibitor, which has a decorative and/or functional purpose such as a hat, belt, etc.
- 04 -HISTORICALLY ACCURATE CLOTHING, SEWN** - Clothing made using materials and construction techniques appropriate for period clothing. The exhibit does not have to use exact fabric or technique, but there should be evidence of effort.
- 05 -COSTUMES** - made using material and construction techniques appropriate for the costume design and use. For example, if the costume is to be worn only once in a school play, the "look" of it from a distance will be more important than neat sewing.
- 06 -RECYCLED GARMENTS OR NON-CLOTHING, SEWN** - A modified/recycled garment you purchased in the past and salvaged by significantly altering the original design or remodeled or renovated items that are not clothing, like jeans turned into grocery/all-purpose bags, t-shirts turned into a purse, towels turned into a dog toy, etc. The "Before" picture must be included.
- 07 -NON-CLOTHING ITEM, SEWN** - examples include purses, totes, backpacks, outdoor equipment, horse articles such as Saddle pads, cooling sheets, and recreational items such as kites or toys.
- 08 -MODELING OF GARMENT** - Pose with your entry for 30 minutes during Fair Week in the Youth Building. The specific time will be scheduled with the Superintendent on the Saturday before the Fair.

SECTION 03: OTHER TEXTILE ARTS

CLASSES:

01 -NEEDLEWORK ARTS - Examples include but are not limited to needlepoint, counted cross-stitch, embroidery, knitting, crocheting, latch hooking, rug hooking, tatting, weaving, or felting. If needlework is used to create a major home furnishing or accessory, you may enter it in either class. **Any article may be knitted or crocheted from a handspun skein. If so please note this in your entry (limit of 1 entry per technique). If you have a handspun skein that you would like to enter, please see the YOUTH WOOL & FIBER DEPARTMENT.**

02 -PRIDE OF WASHINGTON COUNTY FIBER ITEM - Any item made from a Washington County Farm Fiber. It may be Processed or Hand Spun yarn. Please go to the YOUTH WOOL & FIBER DEPARTMENT AND ENTER THERE.

03 -HAND SEWN ARTICLES - Any hand-sewn article, such as sewing box accessories.

DEPT 41: YOUTH CHILD DEVELOPMENT/CARE

Submission of an entry form for the show implies the exhibitor has read, understood, and will comply with all Show Rules as contained herein.

Superintendent	Amy Elsworth 518-812-6944 email: amy1976shaw@gmail.com
Entry Fee	No entry fee
Day & Time of Arrival and Judging	Exhibits are to be brought in Saturday before the Fair between 9:00 am and 3:00 pm where Face-to-Face Judging will take place in the Youth Building. Exhibitors are to check in their exhibits at the Picnic Pavilion and then will be directed to their respective judging areas.
Dismissal/Removal of Exhibit	EXHIBITS MAY NOT LEAVE THEIR BUILDING UNTIL 9:30 pm on Sunday. Please check out exhibits with your Superintendent. All Exhibits must be removed from the building by 4:00 pm Monday.

SECTION 01: CHILD CARE

CLASSES:

01 -Babysitter’s Kit - include an explanation of pieces/articles included in the kit and their purpose.

02 -Creative Play - a homemade toy, game, or activity to be used with children. Include a written statement that includes the age of the child this is intended for and what the child will learn from this item.

03 -First Aid Kit - include an explanation of pieces/articles included in the kit and their purpose.

04 -Poster - about safe child care practices or child development stages.

DEPT 42: JUNIOR GRANGE

Submission of an entry form for the show implies the exhibitor has read, understood, and will comply with all Show Rules as contained herein.

Superintendent	Gail Chamberlain 518-499-1028
Entry Fee	No entry fee.
Eligibility	EXHIBITOR MUST BELONG TO AN ACTIVE GRANGE TO BE ELIGIBLE TO ENTER THESE SECTIONS AND CLASSES.
Set Up Days & Times	Saturday before the Fair from 9:00 am - 2:00 pm. Sunday before the Fair from 9:00 am - 3:00 pm.
Judging	Judging will take place MONDAY, the opening day of the Fair @ 9:00 am in the Community Living & Grange Building. *All projects will be judged in the AGE GROUPS listed within each section. *Age is considered as of January 1, 2026
Special Instructions	<ol style="list-style-type: none"> 1. All entries must be labeled with the Name, Age (and birthdate), Address, Jr. Grange Number, County, and Phone number of the exhibitor. 2. Each Junior Grange is allowed to send a total of 15 Craft Projects to State Granges for State-Level Judging. 3. You may send ONE for each age group for all five entries. 4. Junior dues MUST be up to date or current. 5. Exhibitors must identify their AGE GROUP on their entry form.
Dismissal/Removal of Exhibit	EXHIBITS MAY NOT LEAVE THEIR BUILDING UNTIL 9:30 pm on Sunday. The Community Living & Grange Building will also be open from 9:00 am to 12:00 pm on Monday. Please check out exhibits with your Superintendent. All Exhibits must be removed by 12:00 noon Monday.

SECTION 01: LEGO CREATION *Boys and Girls, must identify age group when entering*

CLASS: (Judging criteria will include creativity, structural integrity, visual appeal, and technical skills)

01 -Age Group of 5 - 9 year-olds

02 -Age Group of 10 - 14 year-olds

- Create a structure of art out of LEGOS. Must not be bigger than 16" x 16" x 16".
- Each member may submit one entry and it must be the original work of the member.
- All entries must be completed between May 1st and April 15th of the current contest year.
- A work of art may only be entered once.

SECTION 02: PHOTOGRAPHY CONTEST

CLASS:

01 - Category A -Farmers At Work

02 - Category B - A Snow Day

Size: Minimum 4" x 6" to maximum of 11" x 14" including the matting.

- Each member may only have one submission for each category and it must be taken by the member.
- The photo must be taken between May 1st and April 15th of the current contest year and only be entered once.
- Both film and digital photos are allowed.
- Professionals are NOT eligible to participate in the art or photo contest. A professional is defined as someone who receives significant financial gain from the sale of his/her work or acting as an instructor.

Sub Class: Boys and Girls, must identify age group when entering

01 -Age Group of 5 - 9 year-olds

02 -Age Group of 10 - 14 year-olds

Judging Criteria: Technique: 20 pts - Focus, lighting, framing, etc. ;Composition; 30 pts - Framing, balance, interest, depth, etc.; Subject/Theme: 20 pts - Meets theme criteria well;Originality: 20 pts - Creativity, Concept, intent, etc.; Mood: 10 pts - Wow factor, emotion, etc..

SECTION 03: NO BAKE DESSERT BARS - (JUDGING: Flavor - 40% Texture – 30% Appearance –30%)

CLASSES:

01 -Age Group 5 - 8-year-olds

02 -Age Group 9 - 11-year-olds

03 -Age Group 12 - 14-year-olds

Using a recipe of your choice, make your favorite **No Bake Bar**.

- Each contestant must enter six (6) no bake bars on a disposable paper plate.
- The recipe must be included with the entry.

SECTION 04: PAPER CHAIN WALL HANGING - (JUDGING: Creativity – 40% Workmanship – 30% Appearance – 30%)

CLASSES:

01 -Age Group 5 - 8-year-olds

02 -Age Group 9 - 11-year-olds

03 -Age Group 12- 14-year-olds

Using colored construction paper, cut paper strips $\frac{1}{2}$ " x $3\frac{1}{2}$ ". Using these strips, create a wall hanging depicting a picture or design of your choosing. Not to exceed 12" x 12" x 12".

SECTION 05: TISSUE BOX COVER - (JUDGING: Creativity – 40% Workmanship – 30% Appearance – 30%)

CLASSES:

01 -Age Group 5 - 8-year-olds

02 -Age Group 9 - 11-year-olds

03 -Age Group 12- 14-year-olds

Using any material, create a tissue box cover. The cover can be for either a cube or rectangular style box.

SECTION 06: HAND HELD FAN - (JUDGING: Creativity – 40% Workmanship – 30% Appearance – 30%)

CLASSES:

01 -Age Group 5 - 8-year-olds

02 -Age Group 9 - 11-year-olds

03 -Age Group 12- 14-year-olds

Using the material of your choice, create an accordion style handheld fan. It may be decorated any way you choose. Not to exceed 12" when open.

SECTION 07: REUSABLE BAG - (JUDGING: Creativity – 40% Workmanship – 30% Appearance – 30%)

CLASSES:

01 -Age Group 5 - 8 -year-olds

02 -Age Group 9 - 11-year-olds

03 -Age Group 12 - 14-year-olds

Using any material, create a reusable bag. Make it sturdy enough that it may be used for many years to come. Whether it is used for School, Grange, or just for fun. Not to exceed 18" x 18".

SECTION 08: OJAY (Older Junior and Youth) CRAFT PROJECT –

CLASS: (JUDGING: Creativity – 30% Workmanship – 40% Appearance – 30%)

01 -Age Group of 10 - 14 year-olds

Craft Project

Older Junior Grange members (10-14) as well as youth members up to the age of 18 may enter an item such as a scrapbook, banner, poster, report, craft, digital photography, needle-point, wood, sewing, etc.

The item must have been completed in the past year, and may be folded/compacted and able to fit in a 12"x12"x12" space for ease of transport and display.

SECTION 09: WRITING ESSAY "What would grow in my garden" ~ No longer than 500 words.

CLASSES:

01 - Age Group 5 - 9 year-olds.

02 - Age Group 10 - 14 year-olds.

SECTION 10: Big E CRAFT - PAINTED BIRDHOUSE

CLASSES:

01: PAINTED BIRDHOUSE

- size restriction 8"x8"x12"high
- Make from scratch or purchase a pre-built birdhouse.
- Paint/decorate the birdhouse using any medium and/or embellishments. Be Creative!

(JUDGING: Creativity – 30% Workmanship – 40% Appearance – 30%)

SECTION 11: NATIONAL J/G CREATIVE ART POSTER

CLASSES:

01 -Age Group 5 - 7-year-olds

02 -Age Group 8 - 10-year-olds

03 -Age Group 11 - 14-year-olds

THEME: "SIGN - YOUR - NAME"

The National Junior Grange is working to help bring awareness about the deaf and hard of hearing community to your community. With this year's creative art project, we want you to create a piece of art where you use your own hands to create your initials.

RULES:

1. Must be a Junior Grange member.
2. Maximum size of Art Work is 8.5" x 11".
3. May use any medium you choose (i.e., crayons, pencil, markers, paint, etc.)
4. Each entry must be labeled on the back with an index card staging in clear handwriting or typed, the following Information: a) NAME, b) AGE & Birthdate, c) STATE, d) GRANGE NAME & NUMBER, and e) MAILING Address.

***By entering this contest, you are giving the National Grange/National Junior Grange/Grange Foundation, full rights to use your art for promotional purposes and other projects as the organization deems necessary.**

Judging will be based on creativity, originality, and the use of the THEME.

SECTION 12: NATIONAL J/G CREATIVE WRITING – (Judging will be based on creativity, originality, and the use of the theme.)

CLASSES:

01 -Age Group 5 - 7-year-olds

02 -Age Group 8 - 10-year-olds

03 -Age Group 11 - 14-year-olds

TOPIC: If you were to spend a day with one of the founding members of the GRANGE, who would it be and WHY?

RULES:

- 1) Must be a Junior Grange member.
- 2) Length: Each entry must be a minimum of 1 page long and a maximum of 4 pages. Double-spaced, typed, or handwritten.
- 3) Each entry must be labeled on the back with an index card stating in clear handwriting or typed, the following Information: a) Name of Exhibitor, b) Age & Birthdate, c) State, d) Grange Name & Grange Number, and e) Mailing Address.

DEPT 43: SCOUTS (Girls & Boys)

Submission of an entry form for the show implies the exhibitor has read and will comply with all Show Rules as contained herein.

Superintendent	Brian Gilchrist 518-746-2560
Entry Fee	No entry fee
Judging	Tuesday 9:00 am - 3:00 pm.
Rules & Regulations	<ol style="list-style-type: none"> 1. This department will be open to any registered scout belonging to a Washington County Troop. 2. All Exhibitors in this department will be governed by the same general rules & regulations that apply to other departments. 3. All entries must meet the entry deadlines. 4. All entries/exhibits must be in place by 5:00 pm Monday, opening day of the Fair.
Dismissal/Removal of Exhibit	EXHIBITS MAY NOT LEAVE THEIR BUILDING UNTIL 9:30 pm on Sunday. All Exhibits must be removed by 4:00 pm Monday evening.

SECTION 01: SCOUTS

CLASS:

01 -Scouting & Exploring - Up to \$100.00 will be awarded for the successful completion & maintenance of an outdoor camping exhibit in which patrols from all over the county will participate. One (1) adult leader **MUST** be present at the Fair at all times. Awards will be made to the best patrols Representing their troop. The display must be set up by 5:00 pm Monday of the Fair.

2026 SCHEDULE OF FAIR EVENTS

DAY	TIME & EVENT	
Saturday	9:00 am - 3:00 pm	-All exhibits in the Youth Dept. are to be checked-in at the Picnic Pavilion & then Judged in the Youth Building -All Culinary & Domestic Arts exhibits are to be checked-in at the Picnic Pavilion. -All Open and Youth Wool & Fiber exhibits are to be checked-in at the Picnic Pavilion. - Youth Wool & Fiber Judging (Face-to-Face)
Sunday	9:00 am - 3:00 pm	-Religious Education Exhibits & Open Grange Exhibits Set Up Time
	9:00 am - 7:00 pm	-CATTLE, SHEEP, GOATS, & SWINE ARRIVAL FOR VET CHECK OFF THE TRAILERS
	9:00 am - 4:00 pm	-Open Wool & Fiber Judging (Youth Building - closed to the public)
	2:00 pm - 6:00 pm	-Poultry may arrive Thru GATE B. Check-in is at the BACK of the Poultry Barn from vehicle. Exit thru Exhibitor Parking Lot.
	3:00 pm - 7:00 pm	-Rabbits may arrive thru GATE B. Check-in is from vehicle parked along Broadway & Exit taking right onto Westend Dr. & out GATE C.
	4:00 pm - 6:00 pm	-YOUTH HORSES STAYING IN THE TENT FOR THE WEEK CHECK-IN THROUGH THE HORSE EVENTS GATE.
Monday	9:00 AM - 11:00 AM	-REMAINING YOUTH HORSES TO CHECK IN
	9:00 AM - 4:00 PM	-REMAINING Cattle, Goats, Sheep, Swine, to get VET CHECKED. Remaining Poultry, and Rabbits to Get Checked-In via GATE B
	9:00 am	-Grange Judging
	9:00 am - 2:00 pm	--All Open Produce Exhibits & Open Flowers & Greens must be checked-in
	9:00 am - 4:00 pm	-Remaining set up of Wool & Fiber Displays in the Youth Building.
	9:30 am	-Religious Education Judging
	9:45 am	-Farm Toy Exhibits in place for Judging & Barn closes for Judging

	5:00 pm	-ALL EXHIBITS MUST BE IN PLACE.
	5:00 pm	-The Washington County Fair opens
	5:30 pm	-Draft Demonstration Welcome in the Horse Arena
	8:00 pm	<u>-Dairy Fitting Contest in the Dairy Show Tent</u>
Tuesday	9:00 am	-Youth Dairy Cattle Show (All Breeds will be shown in alphabetical order). -Youth Dairy & Meat Goat Shows including Dairy & Meat Goat Showmanship in Show Tent next to Barn #32 -Youth Swine Show (including Showmanship) and Best Dressed Pig in Pen (Swine Barn)
	10:00 am	-Youth Rabbit Showmanship (in Rabbit Tent) -Youth Poultry Showmanship
	10:30 am	-Open Poultry Show following the Youth Poultry Showmanship
	11:00 am	-Open Ox Versatility Challenge in the Horse Arena (11:00 - 3:00)
	4:30 - 7:00 pm	-Youth Dressage in Horse Arena
	4:00-4:30 pm	-Pro-Rodeo SLACK (Motorsports Track)
	7:00 pm	<u>-Pro-Rodeo (Motorsports Track)</u>
Wednesday	9:00 am	-Youth Sheep Show including Showmanship (Show Tent next to Barn#32) -Youth Dairy Cattle Showmanship (Novice, then classes Youngest to Oldest) -Open Swine Show (Swine Barn)
	10:00 am	-Youth Poultry Show (in poultry Barn) -Youth Rabbit Show (in Rabbit Tent)
	11:00 am	-Draft Horse Exhibition (11:00 - 3:00)
	1:00 pm	-Youth Public Presentations (in the Youth Building)
	6:00 pm	-Rooster Crowing Contest at the Poultry Barn
	7:00 pm	-Little Britches & Over-the -Hill Showmanship (Dairy Show Ring)
	4:00 - 7:00 pm	-NBHA Warm up in the Horse Arena
	7:00 pm	<u>-NBHA Barrel Racers (in the Horse Arena)</u>
Thursday	9:00 am	-Open Dairy Cattle Show - Holsteins -Open Sheep Show in Show Tent (next to Barn #32)
	11:00 am	-Youth English Horse Show in the Horse Arena
	12:00 pm	-Youth Beef Cattle Show (Begins w/Showmanship Classes) in the Beef Show Tent
	1:00 pm	-Open Dairy Cattle Show - Guernsey -Youth Public Presentations in the Youth Building
	3:00 pm	-Open Dairy Cattle Show - Milking Shorthorn
	4:00 pm	-Open Dairy Cattle Show - Other Registered Dairy Breeds
	6:00 pm	-Youth Gymkhana in the Horse Arena
	6:00 pm	<u>-Rooster Crowing Contest at the Poultry Barn</u>
Friday	9:00 am	-Open Dairy Cattle Show - Jerseys -Open Dairy Goat & Meat Goat Show (Show Tent next to Barn(#32)
	10:00 am	-Peep Show - Best Dressed Chicken next to the Poultry Barn (Birds Placed in Pens & judging ends at 5:00pm)
	11:00 am	-Youth Western Horse Show in the Horse Arena -Open Beef Cattle Show in the Beef Show Ring
	12:00 pm	-Open Dairy Cattle Show - Ayrshire
	1:00 pm	-Youth Public Presentations in the Youth Building
	2:00 pm	-Open Dairy Cattle Show - Brown Swiss
	6:00 pm	-Best Dressed Sheep & Goat Contest in the Show Tent next to the Sheep & Goat Barn (#32)
	7:00 pm	<u>-Best Dressed Calf Contest in the Dairy Cattle Show ring (Dairy & Beef)</u>
Saturday	9:00 am	-Youth Fiber Goat Showmanship followed by the Youth & Open Fiber Goat Show in Show Tent next to Sheep & Goat Barn
	9:00 am - 1:30 pm	-Draft Animal Demonstrations in the Horse Arena
	1:00 pm	-Youth Public Presentations in the Youth Building
	3:00 pm	-Open Gymkhana in the Horse Arena
	4:00 pm	-Jack Pot Steer & Heifer in the Beef Cattle Show Tent
	6:00 pm	-Human Crowing Contest next to the Poultry Barn
	7:00 pm	<u>-Best Dressed Rabbit in the Rabbit Tent</u>
Sunday	9:00 am	-Open Horse Show in the Horse Arena
	11:00 am	-Dairy Judging Contest in the Beef Show Ring ~ Winners announced at the Cattle Exhibitors' Meeting
	11:00 am	-Sheep & Goat Games and Milking Demonstrations of Goats in the Show Tent next to the Sheep & Goat Building (#32)
	1:00 pm	- "CHOPSTICKS KNITTING COMPETITION" in the Youth Building at the Wool & Fiber Dept.
	1:30 pm	-Cattle Exhibitors Meeting in the Beef Show Ring
	6:00 pm	-Washington County Fair